


State of Arizona Executive Budget

SOURCES AND USES OF STATE FUNDS

FISCAL YEAR 2018

Douglas A. Ducey
GOVERNOR



JANUARY 2017

Provisions for Individuals with Disabilities

Individuals who have a disability and require reasonable accommodation in order to use this document are encouraged to contact the Governor's Office of Strategic Planning and Budgeting at 602-542-5381.

Table of Contents

State Funds

About the Sources and Uses of Funds	1
Index of Funds by Agency	2
Listing of Funds.....	23
Flow Charts of Revenue Sources and Distribution of Uses.....	382
General Fund Comparative Balance	696

Other

Resources.....	697
Acknowledgement.....	698

Sources and Uses of Funds

Preparing a budget involves analysis of all State funds.

The following pages include financial information and a brief description of nearly a thousand State funds except the General Fund. Each listing depicts summary information for FY 2016 expenditures and for FY 2017 and FY 2018 estimated revenues and expenditures.

For most funds, charts show the flow of money through the fund, including the statutorily allowable sources of revenue to the fund and the distributions that are allowed or mandated.

The FY 2016 beginning cash balances, revenues by type, expenditures by type, and transfers were retrieved from the Arizona Financial Information System (AFIS). Estimates and recommendations for FY 2017 and FY 2018 are determined by the Governor's Office of Strategic Planning and Budgeting (OSP) and are incorporated into the Executive Budget.

While most funds receive revenue from a single source and are used for a unique purpose at a specified agency, many of the funds shown in these tables are not exclusive to a single agency or activity.

The fund descriptions explain the revenue sources and the legally allowable uses of the fund. The descriptions were compiled from the establishing statutes, session laws and other sources.

The FY 2016 beginning balances reflect cash, cash invested with the State Treasurer, outstanding warrants, and warrants in the process of being printed.

In cases where there were commitments made before FY 2016 to make expenditures during FY 2016, the expenditures of cash during FY 2016 are classified as "Prior Committed or Obligated Expenditures." When possible, reservations are made against the cash available from non-lapsing prior-year appropriations that have yet to be expended and are identified as "Expenditure/Reserve for Prior Appropriations."

The term "Administrative Adjustments" refers to liabilities that were incurred during the previous year but not paid before the end of the fiscal year in which the liability was incurred. The concept of administrative adjustments applies only to appropriated funds.

"Operating Expenditures/Appropriations" denotes the use of the monies for an agency's non-capital functions. Monies designated for capital functions are listed as "Capital Expenditures/Appropriations."

The term "Non-Appropriated Expenditures" is used when agencies have the implicit authorization to expend money from a fund (due to the nature of the fund) without annual authorization by the Legislature. Some funds have statutory caps limiting the amount of money that can remain at the end of the fiscal year; in such cases, the term "Transfer Due to Fund Balance Cap" is used.

Occasionally, the Legislature has required an agency to transfer monies from specific funds to the General Fund. Those transfers are labeled "Legislative Fund Transfers."

There are several standard adjustments that affect fund balances. Standard adjustments are more technical changes to an agency's budget for such things as rent, risk management premiums, retirement contributions, health and dental insurance premiums, human resource pro rata charges, and annualization of the pay raises enacted the previous year. While the effects of each of those changes are listed for each fund, the total effects for an agency can be found in the "State Agency Budgets" volume of the Executive Budget.

SOURCES AND USES OF FUNDS TABLE OF CONTENTS

Agency Name	AFIS Fund	Fund Name	Page
Accountancy, Board of	2001	Accountancy Board Fund	66
Acupuncture Board of Examiners	2412	Acupuncture Board of Examiners Fund	201
Administration, Department of	1107	Personnel Division Fund	29
	1600	Capital Outlay Stabilization Fund	40
	2000ADA	Federal Grant Fund	45
	2025ADA	Statewide Donations Fund	78
	2088	Corrections Fund	109
	2122	Lottery Fund	119
	2152	Information Technology Fund	127
	2176	DOA 911 Emergency Telecom Service Revolving Fund	134
	2226	Air Quality Fund	148
	2261	State Employee Ride Share Fund	157
	2338	Statewide Monument and Memorial Repair Fund	180
	2453	State Traffic and Parking Control Fund	219
	2500ADA	IGA and ISA Fund	234
	2503	ADOA Special Events Fund	246
	2531	State Web Portal Fund	254
	2566	Automation Projects Fund	267
	2599	Transparency Website	274
	2600ADA	Payment Card Clearing Fund	275
	2601	Credit Card Incentives and Rebate Clearing Fund	278
	2950	Stimulus Statewide Admin Fund	280
	2999ADA	Federal Economic Recovery Fund	281
	3015	Special Employee Health Fund	285
	3035	E.R.E. / Benefits Administration Fund	290
	3171ADA	Oil Overcharge Fund	312
	3200	Retiree Accumulated Sick Leave Fund	316
	4203	Admin - AFIS II Collections Fund	335
	4204	Motor Pool Revolving Fund	335
	4208	Special Services Fund	336
	4213	Co-op St Purchasing Fund	338
	4214	State Surplus Property Fund	338
	4215	Admin - Surplus Property/Federal Fund	339
	4216	Risk Management Fund	340
	4219	Construction Insurance Fund	341
	4220	Arizona Financial Information System Collections Fund	341
	4230	Automation Operations Fund	343

Agency Name	AFIS Fund	Fund Name	Page	
Administration, Department of	4231	Telecommunications Fund	343	
	5005	Certificate of Participation Fund	347	
	5040	2010A Lottery Revenue Bond Debt Service	349	
	9200	Payroll Administration Fund	378	
Administrative Hearings, Office of	2500HGA	IGA and ISA Fund	241	
African-American Affairs	2397	Commission Of African-American Affairs	195	
Agriculture, Department of	1239	Agricultural Consulting/Training Program Fund	31	
	2000AHA	Federal Grant Fund	46	
	2012	Agriculture Commercial Feed Fund	72	
	2013	Cotton Research and Protection Council Fund	73	
	2022	Egg inspection Fund	77	
	2050	Pest Management Trust Fund	95	
	2051	Pesticide Fund	95	
	2054	Agricultural Dangerous Plants	97	
	2064	Agriculture Seed Law Fund	101	
	2065	Livestock Custody Fund	101	
	2081	Fertilizer Materials Fund	107	
	2083	Beef Council Fund	108	
	2113	Arizona Federal/State Inspection Fund	116	
	2138	Nuclear Emergency Management Fund	126	
	2201	Grain Council Fund	140	
	2226	Air Quality Fund	148	
	2259	AZ Iceberg Lettuce Research Fund	156	
	2260	Citrus, Fruit, and Vegetable Revolving Fund	157	
	2297	Aquaculture Fund	169	
	2298	AZ Protected Native Plant Fund	169	
	2299AHA	AZ Citrus Research Council Fund	170	
	2368	Leafy Green Marketing Committee Fund	187	
	2378	Livestock and Crop Conservation Fund	189	
	2436	Agriculture Administrative Support Fund	209	
	2458	Commodity Promotion Fund	219	
	2489	Equine Inspection Fund	230	
	2500AHA	IGA and ISA Fund	235	
	3011AHA	Agriculture Designated/Donations Fund	284	
	9000AHA	Indirect Cost Recovery Fund	373	
	Arizona Finance Authority	2000FAA	Federal Grant Fund	52
		2254FAA	Clean Water Revolving Fund	155
		2307FAA	Drinking Water Revolving Fund	172

Agency Name	AFIS Fund	Fund Name	Page
Arizona Finance Authority	2311FAA	Greater AZ Development Authority Revolving Fund	173
Arizona Health Care Cost Containment System	1303	Proposition 204 Protection Account (TPTF) Fund	32
	1306	Tobacco Tax and Health Care Fund	33
	1310	Tobacco Products Tax Fund	34
	2000HCA	Federal Grant Fund	55
	2120	AHCCCS Fund	118
	2130	Delivery System Reform Incentive Payment Fund	123
	2223	Long Term Care System Fund	146
	2227HCA	Substance Abuse Services Fund	149
	2409	Children's Health Insurance Program Fund	200
	2438	AHCCCS Intergovernmental Service Fund	209
	2449HCA	Employee Recognition Fund	216
	2468	Arizona Tobacco Litigation Settlement Fund	222
	2478	Budget Neutrality Compliance Fund	226
	2494	Trauma and Emergency Services Fund	232
	2500HCA	IGA and ISA Fund	240
	2532	Hospital Loan Residency Fund	255
	2546	Prescription Drug Rebate Fund	260
	2555HCA	Seriously Mentally Ill Housing Trust Fund	264
	2566	AHCCCS Security Enhancement Proj	267
	2567	Nursing Facility Provider Assessment Fund	268
	2576	Hospital Assessment	271
	3791	AHCCCS - 3rd Party Collection Fund	328
	9691	County Funds Fund	380
Arizona Historical Society	2025HIA	Statewide Donations	80
	2026HIA	Non Expendable Trust Fund	83
	2125	Historical Society Preservation/Restore Fund	120
	2650	AZ Exposition Museum Centennial Fund	279
	2900	Permanent AZ Historical Soc Revolving Fund	280
Arizona State Retirement System	1401	Retirement System Appropriated Fund	35
	1407	Arizona State Retirement System-Non Appropriated Fund	36
	1408	LTD Trust Fund	37
Arts, Commission on the	2000HUA	Federal Grant Fund	57
	2116	Arizona Commission on the Arts Fund	117
	2569	State Poet Laureate Fund	269
	3043	Arizona Arts Trust Fund	293
ASU - Polytechnic	1411	ASU Collections - Appropriated Fund	38

Agency Name	AFIS Fund	Fund Name	Page	
ASU - Polytechnic	2472	Technology and Research Initiative Fund	224	
	8900AXA	Indirect Cost Recovery Fund	352	
	8902AXA	Federal Indirect Cost Recovery Fund	357	
	8903AXA	Federal Grants Fund	360	
	8905AXA	Designated Funds Fund	364	
	8906AXA	Auxiliary Funds Fund	367	
	8907AXA	Restricted Funds Fund	370	
	ASU - Tempe	1411	ASU Collections - Appropriated Fund	38
8900ASA		Indirect Cost Recovery Fund	351	
8901ASA		Loan Fund	354	
8902ASA		Federal Indirect Cost Recovery Fund	356	
8903ASA		Federal Grants Fund	359	
8904ASA		Endowment and Life Income Fund	362	
8905ASA		Designated Funds Fund	363	
8906ASA		Auxiliary Funds Fund	366	
8907ASA		Restricted Funds Fund	369	
ASU - West		1411	ASU Collections - Appropriated Fund	38
	2472	Technology and Research Initiative Fund	224	
	8900AWA	Indirect Cost Recovery Fund	351	
	8902AWA	Federal Indirect Cost Recovery Fund	356	
	8903AWA	Federal Grants Fund	359	
	8905AWA	Designated Funds Fund	364	
	8906AWA	Auxiliary Funds Fund	367	
	8907AWA	Restricted Funds Fund	370	
	Athletic Training, Board of	2583	Athletic Training Fund	273
		Attorney General - Department of Law		
	2000AGA	Federal Grants	46	
	2014	Consumer Protection/Fraud Revolving Fund	73	
	2016	Attorney General Antitrust Revolving Fund	74	
	2057	Prosecuting Attorney Council Fund	98	
	2068	Attorney General CJEF Distributions Fund	102	
	2131	Attorney General Anti-Racketeering Fund	123	
	2132	Attorney General Collection Enforcement Fund	124	
	2228	Victim Witness Assistance Fund	150	
	2380	Motor Carrier Safety Revolving Fund	190	
	2430	Colorado River Land Claims Revolving Fund	206	
	2445	State Aid to Indigent Defense Fund	213	
	2461	Criminal Case Processing Fund	220	
	2500AGA	IGA and ISA Fund	234	

Agency Name	AFIS Fund	Fund Name	Page	
Attorney General - Department of Law	2573	Consumer Restitution and Remediation Revolving Fund	270	
	2657	Interagency Service Agreements	279	
	3102	AG Trust Fund	295	
	3180AGA	Court Ordered Trust Fund	313	
	3215	Victims Rights Fund	318	
	3217	Internet Crimes Against Children	318	
	4216	Risk Management Fund	340	
	4240	Attorney General Legal Services Cost Allocation Fund	344	
	9000AGA	Indirect Cost Recovery Fund	372	
	9006AGA	Private Funds Contributions and Suspense Fund	378	
Auditor General	2242	Audit Services	152	
Automobile Theft Authority	1991	Settlement Fund	41	
	2060	Automobile Theft Authority Fund	99	
Barbers, Board of	2007	Board of Barbers Fund	69	
Behavioral Health Examiners, Board of	2256	Behavioral Health Examiners Fund	156	
Board of Education, State	2399	Teacher Certification Fund	196	
Charter Schools, Board for	2319CSA	Charter AZ Online Instruction Processing Fund	174	
	2568	New Charter Application	268	
Child Safety, Department of	2007F	Temporary Assistance for Needy Families (TANF) Fund	69	
	2008F	Child Care and Development Fund	70	
	2009	DCS Expenditure Authority	71	
	2162	Child Abuse Prevention Fund	129	
	2173	Children and Family Services Training Program Fund	132	
	2192	Child Passenger Restraint Fund	138	
	3145	Economic Security Donations Fund	307	
	3152	Economic Security Client Trust Fund	309	
	Chiropractic Examiners, Board of	2010	Chiropractic Examiners Board Fund	71
	Citizens' Clean Elections Commission	2425	Citizens Clean Election Fund	204
Commerce Authority	1001	Arizona Commerce Authority Carryover	23	
	1237	Work Force Recruitment and Job Training Fund	31	
	2000CAA	Federal Grant Fund	48	
	2196	Community Development Bond Fund	139	
	2498	CEDC Local Communities Fund	233	
	2547	Arizona Commerce Authority Fund	260	
	2548	Arizona Competes Fund	261	
	3005	Application Fees Fund	282	
	3189	Commerce Donations Fund	315	
	9507	Arizona Innovation Accelerator Fund	380	

Agency Name	AFIS Fund	Fund Name	Page
Constable Ethics Standards & Training Board	2346	Constable Ethics Standards and Training Fund	181
Corporation Commission	2000CCA	Federal Grant Fund	48
	2076	Utility Siting Fund	105
	2172	Utility Regulation Revolving Fund	132
	2174	Pipeline Safety Revolving Fund	133
	2175	Residential Utility Consumer Office Revolving Fund	133
	2264	Security Regulatory and Enforcement Fund	158
	2321	Utility Surety Fund	175
	2333	Public Access Fund	178
	2334	Moneys on Demand	178
	2404	Securities Investment Management Fund	198
	2500CCA	IGA and ISA Fund	236
	2548	Arizona Competes Fund	261
	2600	Payment Card Clearing Fund	275
	3043	Arizona Arts Trust Fund	293
	3180CCA	Court Ordered Trust Fund	314
Corrections, Department of	2000DCA	Federal Grant Fund	49
	2088	Corrections Fund	109
	2107	State Education Fund for Correctional Education Fund	113
	2204	DOC - Alcohol Abuse Treatment Fund	142
	2379	Transition Program Fund	189
	2395	Community Corrections Enhancement Fund	194
	2428	Prisoner Spendable Accounts Fund	206
	2500DCA	IGA and ISA Fund	236
	2504	Prison Construction and Operations Fund	247
	2505	Inmate Store Proceeds Fund	247
	2515	State DOC Revolving-Transition Fund	250
	2551	DOC Building Renewal & Preventive Maintenance Fund	262
	3140	Penitentiary Land Earnings Fund	305
	3141	State Charitable, Penal & Reformatory Land Earnings Fund	306
	3147	Corrections Donations Fund	309
	3187	DOC Special Services Fund	314
	4002	ARCOR Enterprises Revolving Fund	330
	4216	Risk Management Fund	340
	9000DCA	Indirect Cost Recovery Fund	373
Cosmetology, Board of	2017	Cosmetology Board Fund	75
Criminal Justice Commission	2000JCA	Federal Grant Fund	58

Agency Name	AFIS Fund	Fund Name	Page
Criminal Justice Commission	2134	Criminal Justice Enhancement Fund	124
	2198	Victim Compensation and Assistance Fund	139
	2280	Drug and Gang Prevention Resource Center Fund	165
	2443	State Aid to County Attorneys Fund	212
	2445	State Aid to Indigent Defense Fund	213
	2516	Drug and Gang Enforcement Fund	250
Deaf and the Blind, Schools for the	2000SDA	Federal Grant Fund	64
	2011	State Grants Fund	72
	2444	Schools for the Deaf and Blind Fund	212
	2486	ASDB Classroom Site Fund	229
	4221	ASDB Cooperative Services Fund	342
	4222	Facilities Use Fund (Enterprise Fund)	342
Deaf and the Hard of Hearing, Commission for the	2047	Telecom for the Deaf Fund	93
	2423	Commission for the Deaf and the Hard of Hearing Fund	204
Dental Examiners, Board of	2020	Dental Board Fund	76
Dispensing Opticians, Board of	2046	Dispensing Opticians Board Fund	92
Early Childhood Development and Health Board	2000CDA	Federal Grant Fund	49
	2542	Early Childhood Development and Health Fund	258
Economic Opportunity, Office of	2000EOA	Federal Grant Fund	51
	2500EOA	IGA and ISA Fund	238
	9903	Office of Economic Opportunity Operations Fund	381
Economic Security, Department of	1030	Indirect Cost Recovery Fund - A	28
	1237	Arizona Job Training Fund	31
	1600	Capital Outlay Stabilization Fund	40
	2000DEA	Federal Grant Fund	50
	2001F	Workforce Investment Grant Fund	67
	2007F	Temporary Assistance for Needy Families (TANF) Fund	69
	2008F	Child Care and Development Fund	70
	2019	Developmentally Disabled Client Trust Fund	76
	2066	Special Administration Fund	102
	2091	Child Support Enforcement Administration Fund	110
	2093	Economic Security Capital Investments Fund	111
	2160	Domestic Violence Services Fund	129
	2217	Public Assistance Collections Fund	144
	2224	Department Long-Term Care System Fund	147
	2335	Spinal and Head Injuries Trust Fund	179
2348	Neighbors Helping Neighbors Fund	182	

Agency Name	AFIS Fund	Fund Name	Page	
Economic Security, Department of	2449	Employee Recognition Fund	214	
	2500DEA	IGA and ISA Fund	237	
	2558	Unemployment Special Assessment Fund	266	
	3034	Budget Stabilization Fund	290	
	3145	Economic Security Donations Fund	307	
	3146	DD Client Investment	308	
	3152	Economic Security Client Trust Fund	309	
	3193	Revenue From State or Local Agency Fund	315	
	3207	Special Olympics Fund	317	
	4003	Industries for the Blind Fund	330	
	4216	Risk Management Fund	340	
	4250	Health Services Lottery Fund	344	
	7510	Unemployment Insurance Benefits Fund	350	
	Education, Department of	1006	Academic Contests Fund	23
		1007	Charter Schools Stimulus Fund	24
		1009	Special Education Fund	24
1014		School Accountability Fund Prop 301 Fund	25	
1015		Additional School Days Fund	26	
1016		School Safety Prop 301 Funds Fund	26	
1017		Character Education Fund	27	
1032		Temp Trans Privilege and Use Tax - 1%	28	
2000EDA		Federal Grant Fund	51	
2025EDA		Statewide Donations Fund	79	
2136		Arizona Youth Farm Loan Fund	125	
2366		Golden Rule Special Plate Fund	186	
2399		Teacher Certification Fund	196	
2420		Assistance for Education Fund	203	
2470		Failing Schools Tutoring Fund	223	
2471		Classroom Site Fund	223	
2485		English Learner Class Personnel Bonus Fund	228	
2492EDA		Instructional Improvement Fund	231	
2500EDA		IGA and ISA Fund	237	
2522		Character Education Special Plate Fund	252	
2531		State Web Portal Fund	254	
2535		Arizona Structured English Immersion Fund	255	
2552	Education Learning and Accountability	262		
2570	Empowerment Scholarship Account Fund	269		
2575	Student Success Fund	271		

Agency Name	AFIS Fund	Fund Name	Page
Education, Department of	2579	Technology Based Language Development Fund	272
	2580	Professional Development Fund	273
	2595	Tribal College Dual Enrollment Program	274
	2650	AZ Agricultural Youth Special Plate Fund	279
	3138	Public Institution Permanent School Earnings Fund	305
	4209	DOE Internal Services Fund	336
	4210	Education Commodity Fund	337
	4211	Education Printing Fund	337
	9000EDA	Indirect Cost Recovery Fund	374
Emergency and Military Affairs, Department of	1010	Military Installation Fund	25
	2000MAA	Federal Grant Fund	60
	2106	Camp Navajo Fund	113
	2124	National Guard Morale, Welfare and Recreation Fund	120
	2138	Nuclear Emergency Management Fund	126
	2140	National Guard Fund	127
	2349	National Guard Relief Fund	182
	2500MAA	Interagency Service Agreement Fund	243
	2602	Emergency Management Assistance Compact Revolving Fund	278
	3031	Emergency Response Fund	289
	9000MAA	Indirect Cost Recovery Fund	376
	Environmental Quality, Department of	2000EVA	Federal Grant Fund
2082		DEQ Emissions Inspection Fund	108
2178		Hazardous Waste Management Fund	135
2180		DEQ Agreement Fund	136
2221		Water Quality Assurance Revolving Fund	145
2226		Air Quality Fund	148
2271		Underground Storage Tank Revolving Fund	161
2289		Recycling Fund	168
2306		Voluntary Equipment Emissions Reduction Fund	171
2308		Centralized Monitoring Fund	172
2328		Permit Administration Fund	177
2365		Voluntary Vehicle Repair and Retrofit Program Fund	186
2449EVA		Statewide Employee Recognition Gifts/Donations Fund	215
2500EVA		IGA and ISA Fund	238
2545		Regulated Substance Fund	259
2563		Institutional & Engineering Control Fund	266
2564	Voluntary Remediation Fund	267	

Agency Name	AFIS Fund	Fund Name	Page
Environmental Quality, Department of	3006	Specific Site Judgement Fund	282
	3031	Emergency Response Fund	289
	3110	Solid Waste Fee Fund	296
	4100	Water Quality Fee Fund	334
	7000	Indirect Cost Fund	350
Executive Clemency, Board of	2000PPA	Federal Grant Fund	62
Exposition & State Fair	4001	Arizona Exposition and State Fair Fund	329
Financial Institutions, Department of	1997	Mortgage Recovery Fund	43
	1998	Financial Services Fund	44
	2126	Banking Department Revolving Fund	121
	2270	Board of Appraisal Fund	160
	2500BDA	IGA and ISA Fund	235
	3023	Receivership Revolving Fund	286
Fingerprinting, Board of	2435	Board of Fingerprinting Fund	208
Fire, Building and Life Safety, Department of	2000MM	Federal Grant Fund	61
	2159	DPS-FBI Fingerprint Fund	128
	2169	Arson Detection Reward Fund	131
	2211	Building and Fire Safety Fund	143
	2237	Mobile Home Relocation Fund	152
	2500MM	IGA and ISA Fund	243
	2537	Condo and Planned Community Hearing Office Fund	256
	2578	Trampoline Court Safety Fund	272
	3090	Manufactured Housing Consumer Recovery Fund	294
	3722	Manufactured Housing Cash Bonds	324
Forestry and Fire Management, Department of	2169	Arson Detection Reward Fund	131
	2232	Cooperative Forestry Fund	150
	2360	Fire Suppression Fund	185
	2578	Trampoline Court Safety Fund	272
Funeral Directors & Embalmers, Board of	2026	Funeral Directors and Embalmers Fund	83
Game & Fish Department	2000GFA	Federal Grant Fund	53
	2027	Game and Fish Fund	84
	2028	Game and Fish Federal Revolving Fund	84
	2029GFA	Wildlife Conservation Enterprise Fund	85
	2036	Land and Water Conservation and Recreation Development Fund	88
	2062	Game and Fish Conservation Dev Fund	100
	2079	Watercraft Licensing Fund	106
	2080	Game and Fish Wildlife Theft Prevention Fund	107

Agency Name	AFIS Fund	Fund Name	Page	
Game & Fish Department	2127	Game/Non-game Fund	121	
	2203	Capital Improvement Fund	141	
	2279	Wildlife Endowment Fund	165	
	2295	Arizona Game and Fish Commission Heritage Fund	168	
	2442	Firearms Safety and Ranges Fund	211	
	2497	Arizona Wildlife Conservation Fund	232	
	2536	Wildlife Habitat Restoration and Enhancement Fund	256	
	3111	Game and Fish Trust Fund	296	
	3709	Game and Fish Special Stamp Collection Fund-For CA	321	
	3711	Game And Fish Federal Duck Stamps	322	
	3712	Game and Fish Big Game Permit	322	
	3714	Game and Fish Kaibab Co-op Fund	323	
	4007	Game and Fish Publications Revolving Fund	331	
	9000GFA	Indirect Cost Recovery Fund	374	
	Gaming, Department of	2015	Greyhound Adoption Program Fund	74
2018		Racing Administration Fund	75	
2122		Lottery Fund	119	
2159		DPS-FBI Fingerprint Fund	128	
2206		Breeders Award Fund	142	
2340		Permanent Tribal-State Compact Fund	181	
2350		Arizona Benefits Fund	183	
2369		Racing Investigation Fund	187	
2393		Mixed Martial Arts Fund	193	
2500GMA		IGA and ISA Fund	239	
2556		Racing Regulation Fund	265	
3720		Racing Commission Bond Deposit Fund	323	
Geological Survey		2000GSA	Federal Grant Fund	54
		3030	Geological Survey Fund	288
		9000GSA	Indirect Cost Recovery Fund	375
Governor, Office of the	2000GVA	Federal Grant Fund	54	
	2037	County Fairs, Livestock and Agricultural Promotion Fund	89	
	2277GVA	Drug Treatment and Education Fund	164	
	2439	Prevention of Child Abuse Fund	210	
	2500GVA	IGA and ISA Fund	240	
	2950	Stimulus Statewide Admin Fund	280	
	3171	Oil Overcharge Fund	312	
	3206	Governor's Endowment Partnership Fund	317	
9000GVA	Indirect Cost Recovery Fund	375		

Agency Name	AFIS Fund	Fund Name	Page
Health Services, Department of	1306	Tobacco Tax and Health Care Fund	33
	1344	Tobacco Tax Hlth Care Fund MNMI Account Fund	34
	1600	Capital Outlay Stabilization Fund	40
	1995	Health Services Licenses Fund	42
	2000HSA	Federal Grant Fund	56
	2008F	Child Care and Development Fund	70
	2025HSA	Statewide Donations Fund	81
	2090	Disease Control Research Fund	110
	2096	Health Research Fund	111
	2171	Emergency Medical Services Operating Fund	131
	2184	Newborn Screening Program Fund	137
	2227	Substance Abuse Services Fund	149
	2319HSA	Substance Abuse Services - Alcohol Fund	175
	2329	Nursing Care Institution Protection Fund	177
	2427	Risk Assessment Fund	205
	2464	Serious Mental Illness Service Fund	221
	2500HSA	IGA and ISA Fund	242
	2513	Breast/Cervical Cancer Plate Fund	249
	2541	Smoke-Free Arizona Fund	258
	2544	Medical Marijuana Fund	259
	2555	Seriously Mentally Ill Housing Trust Fund	264
	2600HSA	Payment Card Clearing Fund	276
	3010	DHS Donations Fund	284
	3017	Environmental Lab License Revolving Fund	286
	3036	Child Fatality Review Fund	291
	3038	Oral Health Fund	291
	3039	Vital Records Electronic Systems Fund	292
	3120	The Arizona State Hospital Fund	298
	3128	DHS State Hospital Land Earnings Fund	301
	3306	Medical Student Loan Fund	320
	4202	DHS Internal Services Fund	334
	4250	Health Services Lottery Fund	344
	4500	Intergovernmental and Interagency Service Agreement	345
	4502	Interagency Service Agreement BHS	345
	4503	Intergovernmental Agreement for County BHS	346
	9001	DHS - Indirect Cost Fund	377
Highway Safety, Governor's Office of	2000GHA	Federal Grant Fund	53
	2025GHA	Statewide Donations Fund	80

Agency Name	AFIS Fund	Fund Name	Page
Highway Safety, Governor's Office of	2422	DUI Abatement	203
	2479	Motorcycle Safety Fund	226
	2480	State Highway Work Zone Safety Fund	227
	2500GHA	IGA and ISA Fund	239
Homeland Security, Department of	2000HLA	Federal Grant Fund	56
Homeopathic Medical Examiners, Board of	2041	Homeopathic Medical Examiners Fund	90
House of Representatives	3127	Legislative, Executive, Judicial Public Buildings Land Fund	301
Housing, Department of	2000HDA	Federal Grant Fund	55
	2159	DPS-FBI Fingerprint Fund	128
	2200	Arizona Department of Housing Program Fund	140
	2235	Housing Trust Fund	151
	2237	Mobile Home Relocation Fund	152
	2500HDA	IGA and ISA Fund	241
	2999HDA	Federal Economic Recovery Fund	281
	3090	Manufactured Housing Consumer Recovery Fund	294
	3722	Manufactured Housing Cash Bonds	324
	Industrial Commission of Arizona	2000ICA	Federal Grant Fund
2002		Industrial Commission Revolving Fund	67
2177		Industrial Commission Admin Fund	135
2600ICA		Payment Card Clearing Fund	277
Insurance, Department of	2000IDA	Federal Grant Fund	58
	2034	Insurance Examiners Revolving Fund	88
	2114	Arizona Property and Casualty Insurance Guarantee Fund	116
	2154	Life and Disability Insurance Guaranty Fund	128
	2163	Insurance Department Fingerprinting Fund	130
	2316	Assessment Fund for Voluntary Plans Fund	174
	2377	Captive Insurance Regulatory/supervision Fund	188
	2467	Health Care Appeals Fund	222
	2473	Financial Surveillance Fund	224
	2500IDA	IGA and ISA Fund	242
	3104	Receivership Liquidation Fund	295
Judiciary	3727	Insurance Tax Premium Clearing Fund	325
	2075	Supreme Court CJEF Disbursements Fund	104
	2084	Grants and Special Revenues Fund	109
	2119	Community Punishment Program Fines Fund	118
	2193	Juvenile Delinquent Reduction Fund	138

Agency Name	AFIS Fund	Fund Name	Page	
Judiciary	2246	Judicial Collection - Enhancement Fund	153	
	2247	Defensive Driving Fund	154	
	2275	Court Appointed Special Advocate Fund	162	
	2276	Confidential Intermediary Fund	163	
	2277COU	Drug Treatment and Education Fund	163	
	2382	Arizona Lengthy Trial Fund	190	
	2440	Court Reporters Fund	210	
	2446	State Aid to Courts Fund	213	
	2516	Drug and Gang Enforcement Fund	250	
	2539	Court of Appeals Collection Enhancement Fund	257	
	3013	County Public Defender Training Fund	285	
	3245	Alternative Dispute Resolution Fund	319	
	4250	Health Services Lottery Fund	344	
	Juvenile Corrections, Department of	2000DJA	Federal Grant Fund	50
		2025DJA	Statewide Donations Fund	79
2281		Juvenile Corrections CJEF Dist Fund	166	
2323		State Education Fund for Committed Youth Fund	176	
2449		Employee Recognition Fund	214	
2476		Department of Juvenile Corrections Restitution Fund	225	
2487		State Educational System for Committed Youth Class Fund	229	
3007		Local Cost Sharing Fund	283	
3024		Department of Juvenile Corrections Fund	287	
3029		State Charitable, Penal and Reformatory Land Fund	288	
Land Department	2000LDA	Federal Grant Fund	59	
	2024	Land Federal Reclaim Trust Fund	78	
	2129	CAP Municipal and Industrial Repayment Fund	122	
	2212	ISA Fund	143	
	2232	Cooperative Forestry Fund	150	
	2274	Environmental Special Plate Fund	162	
	2360	Fire Suppression Fund	185	
	2449LDA	Statewide Employee Recognition Gifts/Donations Fund	216	
	2451	State Land Department Fund	218	
	2526	Due Diligence Fund	253	
	3146LDA	Trust Land Management Fund	308	
	3201	Riparian Trust Fund	316	
	3732	Land Clearance Fund	326	
	4009	Resource Analysis Revolving Fund	332	

Agency Name	AFIS Fund	Fund Name	Page
Land Department	4216	Risk Management Revolving Fund	340
Legislative Council	2047	Telecom for the Deaf Fund	93
Liquor Licenses and Control, Department of	1996	Liquor Licenses Fund	43
	2000LLA	Federal Grant Fund	59
	2159	DPS-FBI Fingerprint Fund	128
	3008	Liquor License Special Collections Fund	283
	3066	Anti-Racketeering Revolving Fund	294
Lottery Commission	2122	Lottery Fund	119
	3179	Lottery - Prize Fund	313
Massage Therapy	2553	Massage Therapy Board Fund	263
Medical Board	2025MEA	Statewide Donations Fund	82
	2038	Medical Examiners Board Fund	89
Mine Inspector	2000MIA	Federal Grant Fund	60
	2400	Federal Education and Training Fund	197
	2408	Abandoned Mine Safety Fund	199
	2511	Aggregate Mining Reclamation Fund	249
Naturopathic Physicians Board of Medical Examiners	2042	Naturopathic Board Fund	90
Navigable Stream Adjudication Commission	2110	Arizona Water Banking Fund	115
Northern Arizona University	1421	NAU Collections - Appropriated Fund	38
	8900NAA	Indirect Cost Recovery Fund	353
	8901NAA	Loan Fund	355
	8902NAA	Federal Indirect Cost Recovery Fund	357
	8903NAA	Federal Grants Fund	360
	8905NAA	Designated Funds Fund	365
	8906NAA	Auxiliary Funds Fund	368
	8907NAA	Restricted Funds Fund	371
Nursing Care Ins. Admin. Examiners	2043	Nursing Care Institution Admin/ACHMC Fund	91
Nursing, Board of	2000BNA	Federal Grant Fund	47
	2025BNA	Statewide Donations Fund	78
	2044	Nursing Board Fund	91
	2600BNA	Payment Card Clearing Fund	276
Occupational Therapy Examiners, Board of	2263	Occupational Therapy Fund	158
Optometry, Board of	2023	Board of Optometry Fund	77
Osteopathic Examiners, Board of	2048	Osteopathic Examiners Board Fund	94
Parks Board	1600	Capital Outlay Stabilization Fund	40
	2000PRA	Federal Grant Fund	62
	2105	State Lake Improvement Fund	112

Agency Name	AFIS Fund	Fund Name	Page
Parks Board	2111	Boating Safety Fund	115
	2202	State Parks Revenue Fund	141
	2253	Off-highway Vehicle Recreation Fund	154
	2432	Land Conservation Fund	207
	2448	Partnership Fund	214
	2525	Arizona Trail Fund	253
	3117	State Parks Donations Fund	297
	3124	Yarnell Hill Memorial Fund	300
	3125	Sustainable State Parks and Roads Fund	300
Personnel Board	1107	Personnel Division Fund	29
Pest Management, Office of	2000SBA	Federal Grant Fund	63
	2050	Pest Management Fund	95
Pharmacy, Board of	2052PMA	Pharmacy Board Fund	96
	2359PMA	Controlled Substance Prescription Monitoring Program	185
Physical Therapy Examiners, Board of	2053	Physical Therapy Fund	96
Pioneers' Home	2449PIA	Employee Recognition Fund	217
	3129	Pioneers' Home State Charitable Earnings Fund	302
	3130	Pioneers' Home Miners' Hospital Fund	302
	3143	AZ Pioneers' Home - Mine Fund	306
	3144	Pioneers' Home Cemetery Proceeds Fund	307
Podiatry Examiners, Board of	2055POA	Podiatry Examiners Board Fund	97
Postsecondary Education, Commission for	2000PEA	Federal Grant Fund	61
	2128	Postsecondary Education Voucher Fund	122
	2358	Mathematics, Science and Special Education Teacher Student Loan Fund	184
	2402	Private Donations Fund	197
	2405	Postsecondary Education Fund	198
	2530	Postsecondary Education Grant Program Fund	254
	3121	Family College Savings Program Trust Fund	299
	Power Authority	1112	Interest Income Fund
1113		Fund Deposits Fund (Power Authority)	30
9506		APA - General Fund	379
Prescott Historical Society of Arizona	9505	Sharlot Hall Historical Society 501(c)3 Fund	379
Private Postsecondary Education, Board for	2056	Private Postsecondary Education Fund	98
	3027	Student Tuition Recovery Fund	287
Psychologist Examiners, Board of	2058	Psychologist Examiners Board Fund	99
Public Safety Personnel Retirement System	1409	Public Safety Personnel Retirement Fund	37
Public Safety, Department of	1999	Capitol Police Towing Fund	44

Agency Name	AFIS Fund	Fund Name	Page	
Public Safety, Department of	2000PSA	Federal Grant Fund	63	
	2030	State Highway Fund	86	
	2032	Arizona Highway Patrol Fund	87	
	2049	DPS Peace Officers Training Fund	94	
	2060	Automobile Theft Authority Fund	99	
	2108	Safety Enforcement and Transportation Infrastructure Fund	114	
	2278	DPS Records Processing Fund	164	
	2282	Crime Laboratory Assessment Fund	166	
	2286	Auto Fingerprint Identification Fund	167	
	2322	DPS Administration Fund	176	
	2337	DNA Identification System Fund	179	
	2380	Motor Carrier Safety Revolving Fund	190	
	2386	Families of Fallen Police Officers Special Plate Fund	191	
	2391	Public Safety Equipment Fund	192	
	2394	Crime Laboratory Operations Fund	194	
	2396	Gang and Immigration Intelligence Team Enforcement Mission Fund	195	
	2433	Fingerprint Clearance Card Fund	208	
	2435	Board of Fingerprinting Fund	208	
	2445	State Aid to Indigent Defense Fund	213	
	2479	Motorcycle Safety Fund	226	
	2490	Department of Public Safety Licensing Fund	230	
	2500PSA	IGA and ISA Fund	244	
	2510	Parity Compensation Fund	248	
	2518	Concealed Weapons Permit Fund	251	
	2519	Victims Rights Enforcement Fund	251	
	3113	Highway User Revenue Fund	297	
	3123	DPS Anti-Racketeering Fund	299	
	3702	DPS Criminal Justice Enhancement Fund	321	
	4216	Risk Management Fund	340	
	9000PSA	Indirect Cost Recovery Fund	376	
	Radiation Regulatory Agency	2000AEA	Federal Grant Fund	45
		2061	State Radiologic Technologist Certification Fund	100
		2138	Nuclear Emergency Management Fund	126
2388		Laser Safety Fund	192	
2554		Radiation Regulatory Fee Fund	263	
Real Estate, Department of	2537	Condo and Planned Community Hearing Office Fund	256	

Agency Name	AFIS Fund	Fund Name	Page	
Real Estate, Department of	3119	Real Estate Recovery Fund	298	
	4011	Real Estate Education Revolving Fund	332	
Regents, Board of	2000BRA	Federal Grant Fund	47	
	2472	Technology and Research Initiative Fund	224	
	3042	University Capital Improvement Lease-to-Own and Bond Fund	293	
	3131	A and M College Land Earnings Fund	303	
	3132	Military Institute Land Earnings Fund	303	
	3134BRA	Universities Land Earnings Fund	304	
	3136	Normal School Land Earnings Fund	304	
	8900BRA	ABOR Local Fund	352	
	Registrar of Contractors	2406	Registrar of Contractors Fund	199
3155		Residential Contractors' Recovery Fund	310	
3721		Registrar of Contractors Cash Bond Fund	324	
3725		Contractors Prompt Pay Complaint fund	325	
Residential Utility Consumer Office	2175UOA	Residential Utility Consumer Office Revolving Fund	134	
Respiratory Care Examiners, Board of	2269	Board of Respiratory Care Examiners Fund	160	
Revenue, Department of	1032	1% Increased Sales Tax Fund	28	
	1306	Tobacco Tax and Health Care Fund	33	
	1520	DOR Unclaimed Property Fund	39	
	1601	Veterans' Income Tax Settlement Fund	41	
	1993	Department of Revenue Administrative Fund	42	
	2088	Corrections Fund	109	
	2166	Revenue Publication Revolving Fund	130	
	2179	DOR Liability Setoff Fund	136	
	2449RVA	Statewide Employee Recognition Gifts/Donations Fund	217	
	2500RVA	IGA and ISA Fund	244	
	School Facilities Board	2373	Lease to Own Fund (School Facilities Board) Fund	188
		2392	Building Renewal Grant Fund	193
		2460	New School Facilities Fund	220
2484		Emergency Deficiencies Correction Fund	228	
5010		School Facilities Revenue Bond Debt Service Fund	348	
5020		School Facilities Revenue Bond Debt Fund	348	
5030		State School Trust Revenue Bond Debt Service Fund	349	
9902	Access Our Best Public Schools Fund	381		
Secretary of State, Department of State -	2000STA	Federal Grant Fund	64	
	2006	Arizona Blue Book Fund	68	
	2115	State Library Fund	117	

Agency Name	AFIS Fund	Fund Name	Page	
Secretary of State, Department of State -	2265	Data Processing Acquisition Fund	159	
	2357	Election Systems Improvement Fund	184	
	2387	Notary Bond Fund	191	
	2426	Standing Political Committee Admin Fund	205	
	2431	Records Services Fund	207	
	2500STA	IGA AND ISA FUND	245	
	2521	Election Training Fund	252	
	2557	Address Confidentiality Program Fund	265	
	4008	Gift Shop Revolving Fund	331	
	Senate	2549	Border Security Trust Fund	261
		4208	Special Services Fund	336
	State Boards Office	2070	Technical Registration Board Fund	103
	Technical Registration, Board of	2071TEA	Technical Registration Fund	104
	Tourism, Office of	2236	Tourism Fund	151
Transportation, Department of	2005	State Aviation Fund	68	
	2029DTA	ADOT-Maricopa-reg-aria Road Fund	85	
	2030	State Highway Fund	86	
	2031	Arizona Highways Magazine Fund	87	
	2032	Debt Service Fund	87	
	2071	Transportation Department Equipment Fund	103	
	2097	ADOT Federal Programs Fund	112	
	2108	Safety Enforcement and Transportation Infrastructure Fund	114	
	2226	Air Quality Fund	148	
	2244	Economic Strength Project Fund	153	
	2266	Cash Deposits Fund	159	
	2272	Vehicle Inspection and Title Enforcement Fund	161	
	2285	Motor Vehicle Liability Insurance Enforcement Fund	167	
	2380	Motor Carrier Safety Revolving	190	
	2414	Shared Location & Advertisement Agreement Expense	202	
	2417	Highway Expansion and Extension Loan Program Fund	202	
	2422	Driving Under Influence Abatement Fund	203	
	2449DTA	Statewide Employee Recognition Gifts/Donations Fund	215	
	2463	Grant Anticipation Notes Fund	221	
	2479	Motorcycle Safety Fund	226	
	2650	Statewide Special Plates Fund	279	
3113	Highway User Revenue Fund	297		
3153	ADOT-MVD Clearing	310		

Agency Name	AFIS Fund	Fund Name	Page
Transportation, Department of	3701	Local Agency Deposits Fund	320
	3728	Underground Storage Clearing Account	326
	3737	Rental Tax and Bond Deposit Fund	327
	5004	Highway Debt Service Fund	346
	5008	Debt Service Fund	347
Treasurer	2111	Boating Safety Fund	115
	2549	Border Security Trust Fund	261
	2570	Treasurer Empowerment Scholarship Account Fund	269
	2574	Public Deposit Admin Fund	270
	3034	Budget Stabilization Fund	290
	3166	Local Government Investment Pool	311
	3168	LGIP Investment Held for Trustee	311
	3741	Treasurers Banking Investment Services	327
	3795	State Treasurer's Operating Fund	328
	3799	State Treasurer's Management Fund	329
	Tribal Relations, Governor's Office on	2025IAA	Statewide Donations Fund
4013		Indian Affairs Comm Publications	333
4014		Arizona Indian Town Hall Fund	333
University of Arizona - Health Sciences Center	1402	U of A Main Campus - Collections - Appropriated Fund	36
	8900UHA	Indirect Cost Recovery Fund	354
	8902UHA	Federal Indirect Cost Recovery Fund	358
	8903UHA	Federal Grants Fund	361
	8904UHA	Endowment and Life Income Fund	363
	8905UHA	Designated Funds Fund	366
	8906UHA	Auxiliary Funds Fund	369
	8907UHA	Restricted Funds Fund	372
University of Arizona - Main Campus	1402	U of A Main Campus - Collections - Appropriated Fund	36
	3030UAA	Geological Survey Fund	289
	8900UAA	Indirect Cost Recovery Fund	353
	8901UAA	Loan Fund	355
	8902UAA	Federal Indirect Cost Recovery Fund	358
	8903UAA	Federal Grants Fund	361
	8904UAA	Endowment and Life Income Fund	362
	8905UAA	Designated Funds Fund	365
	8906UAA	Auxiliary Funds Fund	368
	8907UAA	Restricted Funds Fund	371
Veterans' Services, Department of	2000VSA	Federal Grant Fund	65
	2077	Veterans' Conservatorship Fund	105

Agency Name	AFIS Fund	Fund Name	Page
Veterans' Services, Department of	2339	Military Family Relief Fund	180
	2355	State Home for Veterans Trust Fund	183
	2441	Veterans' Donation Fund	211
	2449VSA	Statewide Employee Recognition Gifts/Donations Fund	218
	2481	State Veterans' Cemetery Fund	227
	2499	Arizona State Veterans' Cemetery Trust Fund	233
	2500VSA	IGA and ISA Fund	245
	3218	Veterans Fiduciary Fund	319
Veterinary Medical Examining Board	2078	Veterinary Medical Examiners Board Fund	106
Water Infrastructure Finance Authority	2000WFA	Federal Capitalization Grant	66
	2254	Clean Water Revolving Fund	155
	2307	Drinking Water Revolving Fund	171
	2311	Greater AZ Development authority Revolving Fund	173
Water Resources, Department of	1021	Flood Warning System Fund	27
	1302	Arizona Water Protection Fund	32
	2000WCA	Federal Grant Fund	65
	2025WCA	Statewide Donations Fund	82
	2110	Arizona Water Banking Fund	115
	2191	General Adjudication Fund	137
	2213	Augmentation and Conservation Assistance Fund	144
	2218	Dam Repair Fund	145
	2304	Arizona Water Quality Fund	170
	2398	Water Resources Fund	196
	2410	Water Resources Publication and Mailing Fund	200
	2411	Water Resources Production and Copying Fund	201
	2474	Purchase and Retirement Fund	225
	2491	Well Administration and Enforcement Fund	231
	2500WCA	IGA and ISA Fund	246
	2509	Assured and Adequate Water Supply Administration Fund	248
	2538	Colorado River Water Use Fee Clearing Fund	257
	2600WCA	Payment Card Clearing Fund	277
	9000WCA	Indirect Cost Recovery Fund	377
	Weights and Measures, Department of	2226	Air Quality Fund
2285		Motor Vehicle Liability Insurance Enforcement Fund	167

Fund Balances and Description Table for All Non-General Funds

Fund Number 1001 Arizona Commerce Authority Carryover Fund

Link To Flow Chart

A.R.S. § 35-142

Revenues to the account come from fund balances from eliminated Department of Commerce funds and are used in creating high quality employment in Arizona through expansion, attraction, and retention of business within Arizona.

	FY 2016	FY 2017	FY 2018
Sources			
Beginning Balance	2,926.1	2,822.6	1,286.9
Revenues Commerce Authority	8.8	12.0	6.0
Sources Total	2,934.9	2,834.6	1,292.9
Uses			
Non-Appropriated Expenditures Commerce Authority	112.3	1,547.7	1,185.7
Uses Total	112.3	1,547.7	1,185.7
Arizona Commerce Authority Carryover Fund Ending Balance	2,822.6	1,286.9	107.2

Fund Number 1006 Academic Contests Fund

Link To Flow Chart

A.R.S § 35-142 (E)

The fund consists of legislative appropriations from the state General Fund to fund travel related costs of state Academic Decathlon winners to the national contest in April of each year.

	FY 2016	FY 2017	FY 2018
Sources			
Beginning Balance	21.0	21.0	21.0
Sources Total	21.0	21.0	21.0
Uses			
Uses Total	0.0	0.0	0.0
Academic Contests Fund Ending Balance	21.0	21.0	21.0

Fund Balances and Description Table for All Non-General Funds

Fund Number 1007

Charter Schools Stimulus Fund

[Link To Flow Chart](#)

A.R.S. § 15-188

Originally funded through a legislative appropriation, the intent of this fund was to provide financial support to charter schools for start-up costs associated with the renovating or remodeling of existing buildings and structures. This program was terminated once the federal government instituted its own stimulus program.

		FY 2016	FY 2017	FY 2018
Sources				
Beginning Balance		3.6	3.6	3.6
	Sources Total	3.6	3.6	3.6
Uses				
	Uses Total	0.0	0.0	0.0
	Charter Schools Stimulus Fund Ending Balance	3.6	3.6	3.6

Fund Number 1009

Special Education Fund

[Link To Flow Chart](#)

A.R.S. § 15-1182

Revenue from legislative appropriations are used to support the costs of educating vouchered special education pupils at the ASDB, ASH, and DES operated developmentally disabled programs.

		FY 2016	FY 2017	FY 2018
Sources				
Beginning Balance		8,751.2	7,012.0	11,092.8
Revenues	Department of Education	32,242.1	32,242.1	32,242.1
	Sources Total	40,993.3	39,254.1	43,334.9
Uses				
Non-Appropriated Expenditures	Department of Education	29,981.3	28,161.3	28,161.3
Legislative Fund Transfers	Department of Education	4,000.0	0.0	0.0
	Uses Total	33,981.3	28,161.3	28,161.3
	Special Education Fund Ending Balance	7,012.0	11,092.8	15,173.6

Fund Balances and Description Table for All Non-General Funds

Fund Number 1010 **Military Installation Fund**

Link To Flow Chart

A.R.S. § 26-262

Revenues consist of legislative appropriations from the General Fund. This fund is used to acquire property and development rights to preserve and enhance military installations in Arizona.

	FY 2016	FY 2017	FY 2018
Sources			
Beginning Balance	3,488.5	3,722.5	199.3
Revenues Department of Emergency and Military Affairs	2,500.0	0.0	0.0
Sources Total	5,988.5	3,722.5	199.3
Uses			
Non-Appropriated Expenditures Department of Emergency and Military Affairs	2,266.0	3,523.2	1.4
Uses Total	2,266.0	3,523.2	1.4
Military Installation Fund Ending Balance	3,722.5	199.3	197.9

Fund Number 1014 **School Accountability Fund Prop 301 Fund**

Link To Flow Chart

A.R.S § 42-5029 €

Revenues from legislative appropriations are used to support the Student Accountability Information System, the Arizona Learns program, Stanford 9 testing, and master teachers assisting failing schools.

	FY 2016	FY 2017	FY 2018
Sources			
Beginning Balance	9,784.3	7,409.7	4,845.3
Revenues Department of Education	7,000.0	7,000.0	7,000.0
Sources Total	16,784.3	14,409.7	11,845.3
Uses			
Operating Expenditures/Appropriations Department of Education	0.0	7,000.0	7,000.0
Non-Appropriated Expenditures Department of Education	9,374.6	2,564.4	2,564.4
Risk Management Adjustment Department of Education	0.0	0.0	0.1
Retirement Adjustment Department of Education	0.0	0.0	0.3
Uses Total	9,374.6	9,564.4	9,564.8
School Accountability Fund Prop 301 Fund Ending Balance	7,409.7	4,845.3	2,280.5

Fund Balances and Description Table for All Non-General Funds

Fund Number 1015 Additional School Days Fund

Link To Flow Chart

A.R.S. §42-5029

This fund receives \$86,280,500 each year from the 0.6% Proposition 301 sales tax approved by voters in the November 2000 General Election. Monies are used to offset the cost of five additional school days authorized in the same election.

	FY 2016	FY 2017	FY 2018
Sources			
Beginning Balance	0.0	0.0	0.0
Revenues Department of Education	86,280.5	86,280.5	86,280.5
Sources Total	86,280.5	86,280.5	86,280.5
Uses			
Non-Appropriated Expenditures Department of Education	86,280.5	86,280.5	86,280.5
Uses Total	86,280.5	86,280.5	86,280.5
Additional School Days Fund Ending Balance	0.0	0.0	0.0

Fund Number 1016 School Safety Prop 301 Funds Fund

Link To Flow Chart

A.R.S § 42-5029 €

The fund receives \$7.8 million from the 0.6% Proposition 301 sales tax approved by voters in the November 2000 General Election. Funds are used for school safety programs.

	FY 2016	FY 2017	FY 2018
Sources			
Beginning Balance	0.0	867.3	1,672.6
Revenues Department of Education	7,800.0	7,800.0	7,800.0
Sources Total	7,800.0	8,667.3	9,472.6
Uses			
Non-Appropriated Expenditures Department of Education	6,932.7	6,994.7	6,994.7
Uses Total	6,932.7	6,994.7	6,994.7
School Safety Prop 301 Funds Fund Ending Balance	867.3	1,672.6	2,477.9

Fund Balances and Description Table for All Non-General Funds

Fund Number 1017 Character Education Fund

Link To Flow Chart

A.R.S § 42-5029(E)

The fund receives \$200,000 from the 0.6% Proposition 301 sales tax approved by voters in the November 2000 General Election. Funds are used for matching grants to public schools that provide character education programs.

	FY 2016	FY 2017	FY 2018
Sources			
Beginning Balance	0.0	67.2	67.2
Revenues Department of Education	200.0	200.0	200.0
Sources Total	200.0	267.2	267.2
Uses			
Non-Appropriated Expenditures Department of Education	132.8	200.0	200.0
Uses Total	132.8	200.0	200.0
Character Education Fund Ending Balance	67.2	67.2	67.2

Fund Number 1021 Flood Warning System Fund

Link To Flow Chart

A.R.S. § 45-1503

Revenues in this fund consist of legislative appropriations, grants, and contributions from other public agencies. The fund is interest-earning and exempt from lapsing. Monies in the fund are used for the development of a flood warning system, purchase of equipment, and to provide assistance to local entities in a cost sharing basis for the planning, design, installation, operation, and maintenance of the flood warning system.

	FY 2016	FY 2017	FY 2018
Sources			
Beginning Balance	344.9	370.4	472.4
Revenues Department of Water Resources	107.9	102.0	102.0
Sources Total	452.8	472.4	574.4
Uses			
Non-Appropriated Expenditures Department of Water Resources	82.4	0.0	0.0
Uses Total	82.4	0.0	0.0
Flood Warning System Fund Ending Balance	370.4	472.4	574.4

Fund Balances and Description Table for All Non-General Funds

Fund Number 1030

Indirect Cost Recovery Fund

Link To Flow Chart

A.R.S. § 35-142

The Indirect Cost Recovery Fund, also known as the Statewide Cost Allocation Plan Fund (SWICAP), includes funds to be used to cover the costs attributable to and on behalf of the Department and expended by other state agencies.

		<u>FY 2016</u>	<u>FY 2017</u>	<u>FY 2018</u>
Sources				
Beginning Balance		0.0	0.0	0.0
Revenues	Department of Economic Security	1,000.0	1,000.0	1,000.0
Sources Total		1,000.0	1,000.0	1,000.0
Uses				
Operating Expenditures/Appropriations	Department of Economic Security	0.0	1,000.0	1,000.0
Administrative Adjustments	Department of Economic Security	1,000.0	0.0	0.0
Uses Total		1,000.0	1,000.0	1,000.0
Indirect Cost Recovery Fund Ending Balance		0.0	0.0	0.0

Fund Number 1032

Temp Trans Privilege and Use Tax - 1% Fund

Link To Flow Chart

Arizona Constitution Article 9, Section 12.1

This fund was established to collect revenues from the fiscal year 2010 voter approved 1% transaction privilege tax increase. Two-thirds of revenues are to be used for public primary and secondary education, and one-third of revenues are to be used for health and human services and public safety purposes.

		<u>FY 2016</u>	<u>FY 2017</u>	<u>FY 2018</u>
Sources				
Beginning Balance		0.0	0.0	400.0
Revenues	Department of Revenue	489.8	400.0	300.0
Sources Total		489.8	400.0	700.0
Uses				
Transfer Due to Fund Balance Cap	Department of Revenue	489.8	0.0	0.0
Uses Total		489.8	0.0	0.0
Temp Trans Privilege and Use Tax - 1% Fund Ending Balance		0.0	400.0	700.0

Fund Balances and Description Table for All Non-General Funds

Fund Number 1107

Personnel Division Fund

Link To Flow Chart

A.R.S. §41-750

A pro rata charge of 0.86% of payroll from all State agencies is collected in this fund to cover the costs of personnel administration incurred by the Human Resources Division in the Department of Administration. Of the 0.86% pro rata charge, 0.03% supports the State Personnel Board.

		FY 2016	FY 2017	FY 2018
Sources				
Beginning Balance		1,148.2	2,403.1	500.0
Revenues	Department of Administration	13,524.1	13,135.9	13,135.9
Revenues	Personnel Board	487.8	474.8	474.8
	Sources Total	15,160.1	16,013.8	14,110.7
Uses				
Operating Expenditures/Appropriations	Department of Administration	11,915.1	12,857.9	12,857.9
Operating Expenditures/Appropriations	Personnel Board	269.7	375.3	375.3
Administrative Adjustments	Department of Administration	47.9	0.0	0.0
Administrative Adjustments	Personnel Board	1.3	1.5	0.0
Transfer Due to Fund Balance Cap	Department of Administration	0.0	1,820.3	366.8
Transfer Due to Fund Balance Cap	Personnel Board	523.0	458.8	10.7
Risk Management Adjustment	Department of Administration	0.0	0.0	(8.1)
Risk Management Adjustment	Personnel Board	0.0	0.0	0.1
Retirement Adjustment	Department of Administration	0.0	0.0	1.2
	Uses Total	12,757.0	15,513.8	13,603.9
	Personnel Division Fund Ending Balance	2,403.1	500.0	506.8

Fund Balances and Description Table for All Non-General Funds

Fund Number 1112 Interest Income Fund

Link To Flow Chart

A.R.S. § 30-203.C

Interest Income is received from investments with the Arizona State Treasurer and from investments in the Debt Service accounts. This income is used for the operating expenses of the Power Authority.

	FY 2016	FY 2017	FY 2018
Sources			
Beginning Balance	0.0	0.0	0.0
Revenues Power Authority	13.6	7.0	7.0
Sources Total	13.6	7.0	7.0
Uses			
Non-Appropriated Expenditures Power Authority	13.6	7.0	7.0
Uses Total	13.6	7.0	7.0
Interest Income Fund Ending Balance	0.0	0.0	0.0

Fund Number 1113 Fund Deposits Fund (Power Authority)

Link To Flow Chart

A.R.S. § 30-203(A)

Revenues in this fund are a result of the sale of Hoover power and related transmission. These funds are used to pay for the operating expenses of the Power Authority.

	FY 2016	FY 2017	FY 2018
Sources			
Beginning Balance	0.0	0.0	0.0
Revenues Power Authority	33,561.7	35,299.6	35,299.6
Sources Total	33,561.7	35,299.6	35,299.6
Uses			
Non-Appropriated Expenditures Power Authority	33,561.7	35,299.6	35,299.6
Risk Management Adjustment Power Authority	0.0	0.0	(0.2)
Retirement Adjustment Power Authority	0.0	0.0	0.1
Uses Total	33,561.7	35,299.6	35,299.5
Fund Deposits Fund (Power Authority) Ending Balance	0.0	0.0	0.1

Fund Balances and Description Table for All Non-General Funds

Fund Number 1237

Work Force Recruitment and Job Training Fund

[Link To Flow Chart](#)

A.R.S. § 23-769

Consists of Job Training Tax revenues used to provide training for specific employment opportunities with qualified new and expanding businesses, however the tax was repealed in 2015 and this fund and its associated program are scheduled to repeal on January 1, 2017, with unexpended unencumbered monies to be reverted to the unemployment compensation fund.

		FY 2016	FY 2017	FY 2018
Sources				
Beginning Balance		62,506.4	34,779.9	29,097.4
Revenues	Department of Economic Security	798.0	163.7	0.0
Revenues	Commerce Authority	4,320.4	274.2	100.0
	Sources Total	67,624.8	35,217.8	29,197.4
Uses				
Non-Appropriated Expenditures	Department of Economic Security	881.1	120.0	14.0
Non-Appropriated Expenditures	Commerce Authority	6,963.8	6,000.4	6,000.4
Legislative Fund Transfers	Commerce Authority	25,000.0	0.0	0.0
	Uses Total	32,844.9	6,120.4	6,014.4
Work Force Recruitment and Job Training Fund Ending Balance		34,779.9	29,097.4	23,183.0

Fund Number 1239

Agricultural Consulting/Training Program Fund

[Link To Flow Chart](#)

A.R.S. § 5-113(J)

Revenues consist of proceeds from dog and horse racing and the sale of abandoned property. Funds are used for on-site visits to establishments and for consultation, interpreting, and applying alternative methods of complying with statutes, rules, regulations, and standards relating to compliance.

		FY 2016	FY 2017	FY 2018
Sources				
Beginning Balance		31.7	31.5	29.6
	Sources Total	31.7	31.5	29.6
Uses				
Non-Appropriated Expenditures	Department of Agriculture	0.2	1.9	1.9
	Uses Total	0.2	1.9	1.9
Agricultural Consulting/Training Program Fund Ending Balance		31.5	29.6	27.7

Fund Balances and Description Table for All Non-General Funds

Fund Number 1302

Arizona Water Protection Fund

Link To Flow Chart

A.R.S. § 45-2111

Revenues in this fund consist of a portion of receipts from the In Lieu fees, and are used for the development and implementation of measures to protect water of sufficient quality and restore rivers and associated riparian habitats.

		FY 2016	FY 2017	FY 2018
Sources				
Beginning Balance		3,284.5	2,632.3	2,671.1
Revenues	Department of Water Resources	250.0	220.0	220.0
Sources Total		3,534.5	2,852.3	2,891.1
Uses				
Non-Appropriated Expenditures	Department of Water Resources	902.2	181.2	181.2
Uses Total		902.2	181.2	181.2
Arizona Water Protection Fund Ending Balance		2,632.3	2,671.1	2,709.9

Fund Number 1303

Proposition 204 Protection Account (TPTF) Fund

Link To Flow Chart

A.R.S. § 36-778

The Proposition 204 Protection Account Fund consists of taxes levied on various tobacco products and interest earned on these funds. These funds are used as a portion of the state match for the Proposition 204 expansion of the AHCCCS program.

		FY 2016	FY 2017	FY 2018
Sources				
Beginning Balance		3,352.3	0.0	0.0
Revenues	Arizona Health Care Cost Containment System	40,133.8	37,521.0	37,677.2
Sources Total		43,486.1	37,521.0	37,677.2
Uses				
Administrative Adjustments	Arizona Health Care Cost Containment System	1,993.2	0.0	0.0
Non-Appropriated Expenditures	Arizona Health Care Cost Containment System	41,492.9	37,521.0	37,677.2
Uses Total		43,486.1	37,521.0	37,677.2
Proposition 204 Protection Account (TPTF) Fund Ending Balance		0.0	0.0	0.0

Fund Balances and Description Table for All Non-General Funds

Fund Number 1306

Tobacco Tax and Health Care Fund

Link To Flow Chart

A.R.S. § 36-771

The Tobacco Tax and Health Care Fund consists of taxes levied on various tobacco products and interest earned on these funds. Funds are used for medical program costs in various state agencies.

		<u>FY 2016</u>	<u>FY 2017</u>	<u>FY 2018</u>
Sources				
Beginning Balance		14,532.3	8,288.0	4,061.0
Revenues	Department of Health Services	17,709.1	16,991.1	16,996.3
Revenues	Department of Revenue	(779.2)	678.3	678.3
Revenues	Arizona Health Care Cost Containment System	73,757.0	73,700.1	70,488.4
	Sources Total	105,219.2	99,657.5	92,224.0
Uses				
Operating Expenditures/Appropriations	Arizona Health Care Cost Containment System	34,498.5	72,998.2	69,788.4
Operating Expenditures/Appropriations	Department of Revenue	630.5	678.3	678.3
Non-Appropriated Expenditures	Arizona Health Care Cost Containment System	44,702.3	700.0	700.0
Non-Appropriated Expenditures	Department of Health Services	17,099.9	21,220.0	20,220.0
Retirement Adjustment	Department of Health Services	0.0	0.0	0.2
	Uses Total	96,931.2	95,596.5	91,386.9
Tobacco Tax and Health Care Fund Ending Balance		8,288.0	4,061.0	837.1

Fund Balances and Description Table for All Non-General Funds

Fund Number 1310

Tobacco Products Tax Fund

Link To Flow Chart

A.R.S. § 36-770

This fund receives tobacco tax revenues authorized by Proposition 303, and the monies are dedicated to Arizona Health Care Cost Containment System for costs related to Proposition 204 and emergency services.

		<u>FY 2016</u>	<u>FY 2017</u>	<u>FY 2018</u>
Sources				
Beginning Balance		3,352.3	3,352.3	3,352.3
Revenues	Arizona Health Care Cost Containment System	19,110.9	18,747.2	17,941.5
Sources Total		22,463.2	22,099.5	21,293.8
Uses				
Operating Expenditures/Appropriations	Arizona Health Care Cost Containment System	18,162.2	18,747.2	17,941.5
Administrative Adjustments	Arizona Health Care Cost Containment System	948.7	0.0	0.0
Uses Total		19,110.9	18,747.2	17,941.5
Tobacco Products Tax Fund Ending Balance		3,352.3	3,352.3	3,352.3

Fund Number 1344

Tobacco Tax Hlth Care Fund MNMI Account Fund

Link To Flow Chart

A.R.S. § 36-771

The account receives funding from the Medically Needy Account of the Tobacco Tax and Health Care Fund, which is managed by AHCCCS. All monies remaining unexpended at the end of the end of the fiscal year revert to the AHCCCS Medically Needy Account. Monies are used for a variety of the health programs that are intended to increase primary care and mental health services for uninsured and low-income populations

		<u>FY 2016</u>	<u>FY 2017</u>	<u>FY 2018</u>
Sources				
Beginning Balance		0.0	9.1	9.1
Revenues	Department of Health Services	48,054.5	700.0	700.0
Sources Total		48,054.5	709.1	709.1
Uses				
Operating Expenditures/Appropriations	Department of Health Services	47,966.7	700.0	700.0
Administrative Adjustments	Department of Health Services	78.7	0.0	0.0
Uses Total		48,045.4	700.0	700.0
Tobacco Tax Hlth Care Fund MNMI Account Fund Ending Balance		9.1	9.1	9.1

Fund Balances and Description Table for All Non-General Funds

Fund Number 1401

Retirement System Appropriated Fund

Link To Flow Chart

A.R.S. § 38-721(B)

Revenues consist of monies appropriated from retirement contributions that are used for the administration of the State Retirement System.

		<u>FY 2016</u>	<u>FY 2017</u>	<u>FY 2018</u>
Sources				
Beginning Balance		820.0	549.4	549.4
Revenues	Arizona State Retirement System	23,085.2	24,684.2	22,384.2
	Sources Total	23,905.2	25,233.6	22,933.6
Uses				
Operating Expenditures/Appropriations	Arizona State Retirement System	22,401.8	24,684.2	22,384.2
Administrative Adjustments	Arizona State Retirement System	603.0	0.0	0.0
Expenditure/Reserve for Prior Appropriations	Arizona State Retirement System	351.0	0.0	0.0
Risk Management Adjustment	Arizona State Retirement System	0.0	0.0	(15.0)
Retirement Adjustment	Arizona State Retirement System	0.0	0.0	2.7
	Uses Total	23,355.8	24,684.2	22,371.9
Retirement System Appropriated Fund Ending Balance		549.4	549.4	561.7

Fund Balances and Description Table for All Non-General Funds

Fund Number 1402 U of A Main Campus - Collections - Appropriated Fund

Link To Flow Chart

A.R.S. §35-142

Consists of tuition, registration fees, and other receipts and balances forward, and used to support the operations and maintenance of the University.

		FY 2016	FY 2017	FY 2018
Sources				
Beginning Balance		0.0	0.0	0.0
Revenues	University of Arizona - Main Campus	336,900.4	405,141.1	405,141.1
Revenues	University of Arizona - Health Sciences Center	46,882.0	47,491.4	47,491.4
	Sources Total	383,782.4	452,632.5	452,632.5
Uses				
Operating Expenditures/Appropriations	University of Arizona - Main Campus	336,900.4	405,141.1	405,141.1
Operating Expenditures/Appropriations	University of Arizona - Health Sciences Center	46,882.0	47,491.4	47,491.4
Risk Management Adjustment	University of Arizona - Main Campus	0.0	0.0	(436.4)
Retirement Adjustment	University of Arizona - Main Campus	0.0	0.0	307.7
Retirement Adjustment	University of Arizona - Health Sciences Center	0.0	0.0	1.9
	Uses Total	383,782.4	452,632.5	452,505.7
U of A Main Campus - Collections - Appropriated Fund Ending Balance		0.0	0.0	126.8

Fund Number 1407 Arizona State Retirement System-Non Appropriated Fund

Link To Flow Chart

A.R.S. § 38-721(C)

Revenues consist of retirement contributions that are limited in use by statute to expenditures such as investment management fees, consulting fees, rent, retiree payroll, costs for administering the health insurance program for retirees, and legal counsel.

		FY 2016	FY 2017	FY 2018
Sources				
Beginning Balance		110.0	0.0	0.0
Revenues	Arizona State Retirement System	167,814.0	195,690.0	212,471.2
	Sources Total	167,924.0	195,690.0	212,471.2
Uses				
Non-Appropriated Expenditures	Arizona State Retirement System	167,924.0	195,690.0	212,471.0
Retirement Adjustment	Arizona State Retirement System	0.0	0.0	0.2
	Uses Total	167,924.0	195,690.0	212,471.2
Arizona State Retirement System-Non Appropriated Fund Ending Balance		0.0	0.0	0.0

Fund Balances and Description Table for All Non-General Funds

Fund Number 1408

LTD Trust Fund

[Link To Flow Chart](#)

A.R.S. § 38-797.02

Revenues consist of monies appropriated from long-term disability contributions that are used to pay costs associated with the Long-Term Disability program.

		<u>FY 2016</u>	<u>FY 2017</u>	<u>FY 2018</u>
Sources				
Beginning Balance		0.0	6.7	0.0
Revenues	Arizona State Retirement System	2,264.0	3,034.1	2,500.0
Sources Total		2,264.0	3,040.8	2,500.0
Uses				
Operating Expenditures/Appropriations	Arizona State Retirement System	2,071.9	2,800.0	2,500.0
Administrative Adjustments	Arizona State Retirement System	183.8	240.8	0.0
Non-Appropriated Expenditures	Arizona State Retirement System	1.6	0.0	0.0
Uses Total		2,257.3	3,040.8	2,500.0
LTD Trust Fund Ending Balance		6.7	0.0	0.0

Fund Number 1409

Public Safety Personnel Retirement Fund

[Link To Flow Chart](#)

A.R.S. § 35-142

Consists of monies used to pay the administrative expenses of the Public Safety Personnel Retirement System.

		<u>FY 2016</u>	<u>FY 2017</u>	<u>FY 2018</u>
Sources				
Beginning Balance		6.9	7.3	7.3
Revenues	Public Safety Personnel Retirement System	10,763.5	12,804.4	12,868.1
Sources Total		10,770.4	12,811.7	12,875.4
Uses				
Non-Appropriated Expenditures	Public Safety Personnel Retirement System	10,763.1	12,804.4	12,804.4
Risk Management Adjustment	Public Safety Personnel Retirement System	0.0	0.0	62.7
Retirement Adjustment	Public Safety Personnel Retirement System	0.0	0.0	1.0
Uses Total		10,763.1	12,804.4	12,868.1
Public Safety Personnel Retirement Fund Ending Balance		7.3	7.3	7.3

Fund Balances and Description Table for All Non-General Funds

Fund Number 1411 ASU Collections - Appropriated Fund

Link To Flow Chart

A.R.S. §35-142

Consists of tuition, registration fees, and other receipts and balances forward that are used to support the operations and maintenance of the University.

			<u>FY 2016</u>	<u>FY 2017</u>	<u>FY 2018</u>
Sources					
Beginning Balance			0.0	0.0	0.0
Revenues	ASU - Polytechnic		36,031.8	42,303.3	42,869.6
Revenues	ASU - Tempe		535,392.3	593,126.2	593,692.5
Revenues	ASU - West		41,531.7	44,190.5	44,756.7
	Sources Total		612,955.8	679,620.0	681,318.8
Uses					
Operating Expenditures/Appropriations	ASU - Polytechnic		36,031.8	42,303.3	42,303.3
Operating Expenditures/Appropriations	ASU - West		41,531.7	44,190.5	44,190.5
Operating Expenditures/Appropriations	ASU - Tempe		535,392.3	593,126.2	593,126.2
Risk Management Adjustment	ASU - Tempe		0.0	0.0	1,543.8
Retirement Adjustment	ASU - West		0.0	0.0	19.4
Retirement Adjustment	ASU - Polytechnic		0.0	0.0	12.3
Retirement Adjustment	ASU - Tempe		0.0	0.0	123.3
	Uses Total		612,955.8	679,620.0	681,318.8
ASU Collections - Appropriated Fund Ending Balance			0.0	0.0	0.0

Fund Number 1421 NAU Collections - Appropriated Fund

Link To Flow Chart

A.R.S. §35-142

Consists of tuition, registration fees, and other receipts and balances forward, and used to support the operations and maintenance of the University.

			<u>FY 2016</u>	<u>FY 2017</u>	<u>FY 2018</u>
Sources					
Beginning Balance			25.9	25.9	25.9
Revenues	Northern Arizona University		145,286.6	147,283.3	147,283.3
	Sources Total		145,312.5	147,309.2	147,309.2
Uses					
Operating Expenditures/Appropriations	Northern Arizona University		145,286.6	147,283.3	147,283.3
	Uses Total		145,286.6	147,283.3	147,283.3
NAU Collections - Appropriated Fund Ending Balance			25.9	25.9	25.9

Fund Balances and Description Table for All Non-General Funds

Fund Number 1520

DOR Unclaimed Property Fund

Link To Flow Chart

A.R.S. § 44-313

This fund holds monies received from the sale of abandoned property. Funds are distributed to property owners, then to the Seriously Mentally Ill Housing Trust Fund, the Housing Trust Fund, the Department of Revenue Administrative Fund, the Victim Restitution Fund, and the General Fund.

		<u>FY 2016</u>	<u>FY 2017</u>	<u>FY 2018</u>
Sources				
Beginning Balance		6,700.9	0.0	0.0
Revenues	Department of Revenue	(188.7)	0.0	0.0
Sources Total		6,512.2	0.0	0.0
Uses				
Transfer Due to Fund Balance	Department of Revenue	6,512.2	0.0	0.0
Cap				
Uses Total		6,512.2	0.0	0.0
DOR Unclaimed Property Fund Ending Balance		0.0	0.0	0.0

Fund Balances and Description Table for All Non-General Funds

Fund Number 1600

Capital Outlay Stabilization Fund

Link To Flow Chart

A.R.S. § 41-792.01

Rent charges for certain ADOA-managed buildings are used to support operating and building renewal for ADOA system facilities located in the Phoenix Capitol Complex and the Tucson Governmental Mall area.

		<u>FY 2016</u>	<u>FY 2017</u>	<u>FY 2018</u>
Sources				
Beginning Balance		15,803.7	17,446.5	(4,960.8)
Revenues	Department of Administration	29,006.7	28,470.5	27,157.0
Sources Total		44,810.4	45,917.0	22,196.2
Uses				
Operating Expenditures/Appropriations	Department of Administration	15,618.6	18,069.6	18,069.6
Operating Expenditures/Appropriations	Department of Health Services	1,513.9	1,559.9	1,559.9
Operating Expenditures/Appropriations	Capital Projects	0.0	0.0	9,000.0
Capital Expenditures/Appropriations	Department of Administration	2,770.5	19,000.0	0.0
Administrative Adjustments	Department of Administration	1,275.0	1,450.0	0.0
Expenditure/Reserve for Prior Appropriations	Department of Administration	6,185.9	10,798.3	0.0
Risk Management Adjustment	Department of Administration	0.0	0.0	(8.1)
Retirement Adjustment	Department of Administration	0.0	0.0	0.8
Uses Total		27,363.9	50,877.8	28,622.2
Capital Outlay Stabilization Fund Ending Balance		17,446.5	(4,960.8)	(6,426.0)

Note: The Department has the discretion to spend Expenditure/Reserve for Prior Appropriations and Capital Appropriations over multiple years. The Department will manage expenditures to ensure a positive ending balance.

Fund Balances and Description Table for All Non-General Funds

Fund Number 1601 Veterans' Income Tax Settlement Fund

Link To Flow Chart

Laws 2016, Chapter 125

Created in 2016, the Veterans' Income Tax Settlement Fund consists of legislative appropriations and is used to pay claims made by Native American veterans whose military pay improperly had state income tax withheld by the Department of Defense between 1993 and 2006. Any monies remaining in the fund after the payment of all valid claims by the Department revert to the state General Fund on June 30, 2019.

		FY 2016	FY 2017	FY 2018
Sources				
Beginning Balance		0.0	0.0	100.0
Revenues	Department of Revenue	0.0	2,000.0	0.0
	Sources Total	0.0	2,000.0	100.0
Uses				
Operating Expenditures/Appropriations	Department of Revenue	0.0	1,900.0	0.0
	Uses Total	0.0	1,900.0	0.0
	Veterans' Income Tax Settlement Fund Ending Balance	0.0	100.0	100.0

Fund Number 1991 Restricted Funds Fund

Link To Flow Chart

A.R.S. § 35-142

Revenue comes from the Sims Metal Management case court order and are used for grants to law enforcement agencies for industry awareness training.

		FY 2016	FY 2017	FY 2018
Sources				
Beginning Balance		125.0	103.0	0.0
Revenues	Automobile Theft Authority	8.0	0.0	0.0
	Sources Total	133.0	103.0	0.0
Uses				
Non-Appropriated Expenditures	Automobile Theft Authority	30.0	103.0	0.0
	Uses Total	30.0	103.0	0.0
	Restricted Funds Fund Ending Balance	103.0	0.0	0.0

Fund Balances and Description Table for All Non-General Funds

Fund Number 1993 Department of Revenue Administrative Fund

Link To Flow Chart

A.R.S. § 42-1116

Revenues are received from the Unclaimed Property fund in an annual transfer for \$24.5 million and from a fee assessed by DOR on local governments not to exceed \$20.7 million. This fund is used to support general operations at the Department of Revenue.

		FY 2016	FY 2017	FY 2018
Sources				
Beginning Balance		2,969.6	4,245.1	4,342.2
Revenues	Department of Revenue	46,085.5	45,255.8	45,255.8
Sources Total		49,055.1	49,500.9	49,598.0
Uses				
Operating Expenditures/Appropriations	Department of Revenue	44,793.6	45,158.7	45,158.7
Administrative Adjustments	Department of Revenue	16.4	0.0	0.0
Risk Management Adjustment	Department of Revenue	0.0	0.0	0.9
Retirement Adjustment	Department of Revenue	0.0	0.0	3.6
Uses Total		44,810.1	45,158.7	45,163.2
Department of Revenue Administrative Fund Ending Balance		4,245.1	4,342.2	4,434.8

Fund Number 1995 Health Services Licenses Fund

Link To Flow Chart

A.R.S. § 36-414

Monies in this fund are used to provide licensure services, which include the monitoring and enforcement of health and safety standards for health and child care facilities

		FY 2016	FY 2017	FY 2018
Sources				
Beginning Balance		4,309.6	5,546.5	6,888.1
Revenues	Department of Health Services	10,366.6	10,573.9	10,785.4
Sources Total		14,676.2	16,120.4	17,673.5
Uses				
Operating Expenditures/Appropriations	Department of Health Services	8,751.8	9,232.3	9,232.3
Administrative Adjustments	Department of Health Services	377.9	0.0	0.0
Risk Management Adjustment	Department of Health Services	0.0	0.0	0.2
Retirement Adjustment	Department of Health Services	0.0	0.0	1.0
Uses Total		9,129.7	9,232.3	9,233.5
Health Services Licenses Fund Ending Balance		5,546.5	6,888.1	8,440.0

Fund Balances and Description Table for All Non-General Funds

Fund Number 1996

Liquor Licenses Fund

Link To Flow Chart

A.R.S. § 4-120

The fund, which receives its revenue from liquor license fees, is used for Department operations.

		<u>FY 2016</u>	<u>FY 2017</u>	<u>FY 2018</u>
Sources				
Beginning Balance		9.8	63.4	63.4
Revenues	Department of Liquor Licenses and Control	3,792.1	3,007.4	3,270.2
Sources Total		3,801.9	3,070.8	3,333.6
Uses				
Operating Expenditures/Appropriations	Department of Liquor Licenses and Control	2,892.2	3,007.4	3,197.9
Administrative Adjustments	Department of Liquor Licenses and Control	9.5	0.0	0.0
Expenditure/Reserve for Prior Appropriations	Department of Liquor Licenses and Control	0.0	0.0	0.0
Transfer Due to Fund Balance Cap	Department of Liquor Licenses and Control	836.8	0.0	0.0
Risk Management Adjustment	Department of Liquor Licenses and Control	0.0	0.0	26.4
Retirement Adjustment	Department of Liquor Licenses and Control	0.0	0.0	45.9
Uses Total		3,738.5	3,007.4	3,270.2
Liquor Licenses Fund Ending Balance		63.4	63.4	63.4

Fund Number 1997

Mortgage Recovery Fund

Link To Flow Chart

A.R.S. § 6-991.09

Revenues consist of assessments levied by the Superintendent of Financial Institutions if the balance of the fund falls below two million dollars at the end of the fiscal year. The Mortgage Recovery Fund provides relief to persons or parties who have suffered an out-of-pocket loss from a fraudulent mortgage transaction.

		<u>FY 2016</u>	<u>FY 2017</u>	<u>FY 2018</u>
Sources				
Beginning Balance		2,044.3	2,213.5	2,305.4
Revenues	Department of Financial Institutions	169.2	91.9	93.9
Sources Total		2,213.5	2,305.4	2,399.3
Uses				
Uses Total		0.0	0.0	0.0
Mortgage Recovery Fund Ending Balance		2,213.5	2,305.4	2,399.3

Fund Balances and Description Table for All Non-General Funds

Fund Number 1998

Financial Services Fund

Link To Flow Chart

A.R.S. § 6-991.21

Revenues are collected from licensing fees paid by loan originators operating in Arizona and used to regulate and license loan originators.

		<u>FY 2016</u>	<u>FY 2017</u>	<u>FY 2018</u>
Sources				
Beginning Balance		6,141.4	8,714.7	10,367.7
Revenues	Department of Financial Institutions	3,881.4	3,106.0	3,391.0
	Sources Total	10,022.8	11,820.7	13,758.7
Uses				
Operating Expenditures/Appropriations	Department of Financial Institutions	1,305.6	1,453.0	3,203.5
Administrative Adjustments	Department of Financial Institutions	2.5	0.0	0.0
Risk Management Adjustment	Department of Financial Institutions	0.0	0.0	0.9
Retirement Adjustment	Department of Financial Institutions	0.0	0.0	0.1
	Uses Total	1,308.1	1,453.0	3,204.5
	Financial Services Fund Ending Balance	8,714.7	10,367.7	10,554.2

Fund Number 1999

Capitol Police Towing Fund

Link To Flow Chart

A.R.S. § 41-795(B)

Revenues come from administrative charges collected for the release of vehicles that have been towed or immobilized by the Capitol Police. Monies are to be used for law enforcement purposes.

		<u>FY 2016</u>	<u>FY 2017</u>	<u>FY 2018</u>
Sources				
Beginning Balance		8.6	36.8	31.5
Revenues	Department of Public Safety	30.9	9.7	9.7
	Sources Total	39.5	46.5	41.2
Uses				
Non-Appropriated Expenditures	Department of Public Safety	2.7	15.0	15.0
	Uses Total	2.7	15.0	15.0
	Capitol Police Towing Fund Ending Balance	36.8	31.5	26.2

Fund Balances and Description Table for All Non-General Funds

Fund Number 2000ADA Federal Grant Fund

Link To Flow Chart

A.R.S. § 35-142

This fund includes federal grants for bullet proof vests, pandemic planning, and highway safety. Beginning in FY 2012, the fund also includes grants for the Employment and Population Statistics Office and the Arizona Strategic Enterprise Technology Office.

	FY 2016	FY 2017	FY 2018
Sources			
Beginning Balance	310.1	233.4	302.5
Revenues	2,628.5	1,763.2	1,763.2
Sources Total	2,938.6	1,996.6	2,065.7
Uses			
Non-Appropriated Expenditures Department of Administration	2,705.2	1,694.1	1,694.1
Risk Management Adjustment Department of Administration	0.0	0.0	(2.2)
Uses Total	2,705.2	1,694.1	1,691.9
Federal Grant Fund Ending Balance	233.4	302.5	373.8

Fund Number 2000AEA Federal Grant Fund

Link To Flow Chart

A.R.S. § 35-142

This fund contains monies awarded from the Federal Government for participation in national policies and programs. Included is funding for inspections of radon gas, low-level radioactive waste, and mammography machines.

	FY 2016	FY 2017	FY 2018
Sources			
Beginning Balance	0.0	11.8	76.4
Revenues	465.7	465.7	465.7
Sources Total	465.7	477.5	542.1
Uses			
Non-Appropriated Expenditures Radiation Regulatory Agency	453.9	401.1	401.1
Uses Total	453.9	401.1	401.1
Federal Grant Fund Ending Balance	11.8	76.4	141.0

Fund Balances and Description Table for All Non-General Funds

Fund Number 2000AGA Federal Grant Fund

Link To Flow Chart

A.R.S. § 35-142

Revenue stems from federal grants and is to be used as specified in the grant.

		FY 2016	FY 2017	FY 2018
Sources				
Beginning Balance		0.0	173.4	1,665.1
Revenues	Attorney General - Department of Law	5,102.8	7,286.2	6,498.4
	Sources Total	5,102.8	7,459.6	8,163.5
Uses				
Non-Appropriated Expenditures	Attorney General - Department of Law	4,929.4	5,794.5	5,505.7
Risk Management Adjustment	Attorney General - Department of Law	0.0	0.0	9.7
Retirement Adjustment	Attorney General - Department of Law	0.0	0.0	(9.3)
	Uses Total	4,929.4	5,794.5	5,506.1
	Federal Grant Fund Ending Balance	173.4	1,665.1	2,657.4

Fund Number 2000AHA Federal Grant Fund

Link To Flow Chart

A.R.S. § 35-142

This fund contains monies awarded by the Federal Government in exchange for participation in Federal programs and policies. This includes USDA meat inspection regulation enforcement, hazardous plant pests eradication, increasing consumption of specialty crops, studies of threatened and endangered species, and national animal identification and tracking.

		FY 2016	FY 2017	FY 2018
Sources				
Beginning Balance		384.9	466.0	183.2
Revenues	Department of Agriculture	5,052.4	4,306.4	4,587.3
	Sources Total	5,437.3	4,772.4	4,770.5
Uses				
Non-Appropriated Expenditures	Department of Agriculture	4,971.3	4,587.3	4,587.3
Prior Committed or Obligated Expenditures	Department of Agriculture	0.0	1.9	0.0
Risk Management Adjustment	Department of Agriculture	0.0	0.0	(0.8)
Retirement Adjustment	Department of Agriculture	0.0	0.0	0.2
	Uses Total	4,971.3	4,589.2	4,586.7
	Federal Grant Fund Ending Balance	466.0	183.2	183.8

Fund Balances and Description Table for All Non-General Funds

Fund Number 2000BNA Federal Grant Fund

Link To Flow Chart

A.R.S. § 35-142

Federal Funding from the Department of Health Services and the Arizona Health Care Cost Containment System (AHCCCS) is used to certify Nursing Assistants.

	FY 2016	FY 2017	FY 2018
Sources			
Beginning Balance	0.0	0.5	0.5
Revenues	414.8	414.7	414.7
Sources Total	414.8	415.2	415.2
Uses			
Non-Appropriated Expenditures Board of Nursing	414.3	414.7	414.7
Uses Total	414.3	414.7	414.7
Federal Grant Fund Ending Balance	0.5	0.5	0.5

Fund Number 2000BRA Federal Grant Fund

Link To Flow Chart

A.R.S. § 35-142

Revenue is from federal grants and is used as specified in the grant.

	FY 2016	FY 2017	FY 2018
Sources			
Beginning Balance	17.1	338.9	56.7
Revenues	2,679.1	886.0	0.0
Sources Total	2,696.2	1,224.9	56.7
Uses			
Non-Appropriated Expenditures Board of Regents	2,357.3	1,168.2	56.7
Uses Total	2,357.3	1,168.2	56.7
Federal Grant Fund Ending Balance	338.9	56.7	0.0

Fund Balances and Description Table for All Non-General Funds

Fund Number 2000CAA Federal Grant Fund

Link To Flow Chart

A.R.S. § 35-142

Revenues consist of grant monies from the federal government, and are used for programmatic costs relating to workforce development, apprenticeship services, and sector and energy strategy.

			<u>FY 2016</u>	<u>FY 2017</u>	<u>FY 2018</u>
Sources					
Beginning Balance			(1,330.7)	(621.4)	(226.9)
Revenues	Commerce Authority		2,891.3	1,748.8	1,354.3
		Sources Total	1,560.6	1,127.4	1,127.4
Uses					
Non-Appropriated Expenditures	Commerce Authority		2,182.0	1,354.3	1,354.3
		Uses Total	2,182.0	1,354.3	1,354.3
		Federal Grant Fund Ending Balance	(621.4)	(226.9)	(226.9)

Note: Negative fund balances result from the fact that all Arizona Commerce Authority federal funds are received on a reimbursable basis.

Fund Number 2000CCA Federal Grant Fund

Link To Flow Chart

A.R.S. § 35-142

Revenues come from the U.S. Department of Transportation. Funds are used to reimburse up to 50% of costs associated with the inspection of interstate pipelines transporting gas and hazardous liquids, and to conduct a pipeline safety program.

			<u>FY 2016</u>	<u>FY 2017</u>	<u>FY 2018</u>
Sources					
Beginning Balance			0.0	363.7	571.6
Revenues	Corporation Commission		1,374.4	1,046.9	1,000.0
		Sources Total	1,374.4	1,410.6	1,571.6
Uses					
Administrative Adjustments	Corporation Commission		11.1	14.0	0.0
Non-Appropriated Expenditures	Corporation Commission		999.6	825.0	825.0
Retirement Adjustment	Corporation Commission		0.0	0.0	0.1
		Uses Total	1,010.7	839.0	825.1
		Federal Grant Fund Ending Balance	363.7	571.6	746.5

Fund Balances and Description Table for All Non-General Funds

Fund Number 2000CDA Federal Grant Fund

Link To Flow Chart

A.R.S. § 35-142

Funds are received from the U.S. Department of Health and Human Services to carry out special maternal and child health projects.

			<u>FY 2016</u>	<u>FY 2017</u>	<u>FY 2018</u>
Sources					
Beginning Balance			28.9	6,695.9	6,169.0
Revenues	Early Childhood Development and Health Board		9,491.0	8,137.5	4,976.2
		Sources Total	9,519.9	14,833.4	11,145.2
Uses					
Non-Appropriated Expenditures	Early Childhood Development and Health Board		2,824.0	8,664.4	7,298.2
		Uses Total	2,824.0	8,664.4	7,298.2
		Federal Grant Fund Ending Balance	6,695.9	6,169.0	3,847.0

Fund Number 2000DCA Federal Grant Fund

Link To Flow Chart

A.R.S. § 35-142

This is a clearing account for federal funds used for treatment programming for inmates.

			<u>FY 2016</u>	<u>FY 2017</u>	<u>FY 2018</u>
Sources					
Beginning Balance			0.0	333.6	333.6
Revenues	Department of Corrections		6,756.6	7,059.3	7,059.3
		Sources Total	6,756.6	7,392.9	7,392.9
Uses					
Non-Appropriated Expenditures	Department of Corrections		6,423.0	7,059.3	7,059.3
		Uses Total	6,423.0	7,059.3	7,059.3
		Federal Grant Fund Ending Balance	333.6	333.6	333.6

Fund Balances and Description Table for All Non-General Funds

Fund Number 2000DEA Federal Grant Fund

Link To Flow Chart

A.R.S. § 35-142

Federal funds are provided to the Department for numerous functions and from several sources. These sources include the U.S. Department of Health and Human Services, U.S. Department of Labor, U.S. Department of Education, and U.S. Department of Defense. These funds are expended on behalf of clients in many different programs.

		<u>FY 2016</u>	<u>FY 2017</u>	<u>FY 2018</u>
Sources				
Beginning Balance		26,228.4	26,365.0	13,497.5
Revenues	Department of Economic Security	2,120,061.9	2,117,972.3	2,117,972.3
	Sources Total	2,146,290.3	2,144,337.3	2,131,469.8
Uses				
Non-Appropriated Expenditures	Department of Economic Security	2,119,925.3	2,130,839.8	2,130,839.8
Risk Management Adjustment	Department of Economic Security	0.0	0.0	721.4
Retirement Adjustment	Department of Economic Security	0.0	0.0	35.3
	Uses Total	2,119,925.3	2,130,839.8	2,131,596.5
	Federal Grant Fund Ending Balance	26,365.0	13,497.5	(126.7)

Fund Number 2000DJA Federal Grant Fund

Link To Flow Chart

A.R.S. § 35-142

The fund consists of federal monies received for various department grants. The monies are primarily used to support services in Education and Community programs.

		<u>FY 2016</u>	<u>FY 2017</u>	<u>FY 2018</u>
Sources				
Beginning Balance		368.0	485.1	424.1
Revenues	Department of Juvenile Corrections	1,344.0	1,163.6	1,163.6
	Sources Total	1,712.0	1,648.7	1,587.7
Uses				
Non-Appropriated Expenditures	Department of Juvenile Corrections	1,226.9	1,224.6	1,224.6
	Uses Total	1,226.9	1,224.6	1,224.6
	Federal Grant Fund Ending Balance	485.1	424.1	363.1

Fund Balances and Description Table for All Non-General Funds

Fund Number 2000EDA Federal Grant Fund

Link To Flow Chart

A.R.S. § 35-142

Revenues from federal grants are used to support federally mandated programs such as IDEA, Adult Education, Cash for Commodities, Child Care Food, Immigrant Education, Homeless Children and Youth Grants, Improving Teacher Quality, Migrant Education, Johnson-Omalley, School Lunch, Reading First, Title I for low-income children, Title II, Title III, Title V, Title VI, Title VII, Troops to Teachers, and Vocational Education.

		FY 2016	FY 2017	FY 2018
Sources				
Beginning Balance		0.0	7,079.6	23,177.3
Revenues	Department of Education	1,131,114.0	1,175,376.9	1,175,376.9
	Sources Total	1,131,114.0	1,182,456.5	1,198,554.2
Uses				
Non-Appropriated Expenditures	Department of Education	1,124,034.4	1,159,279.2	1,159,279.2
Risk Management Adjustment	Department of Education	0.0	0.0	2.3
Retirement Adjustment	Department of Education	0.0	0.0	4.5
	Uses Total	1,124,034.4	1,159,279.2	1,159,286.0
	Federal Grant Fund Ending Balance	7,079.6	23,177.3	39,268.2

Fund Number 2000EOA Federal Grant Fund

Link To Flow Chart

A.R.S. § 35-142

Monies in this fund come from various federal entities including the National Guard Bureau and Homeland Security. Monies are used for cooperative agreements to support the Arizona National Guard missions and Emergency Preparedness for the State of Arizona.

		FY 2016	FY 2017	FY 2018
Sources				
Revenues	Office of Economic Opportunity	0.0	2,250.1	2,250.1
	Sources Total	0.0	2,250.1	2,250.1
Uses				
Non-Appropriated Expenditures	Office of Economic Opportunity	0.0	2,247.1	2,247.1
Retirement Adjustment	Office of Economic Opportunity	0.0	0.0	0.3
	Uses Total	0.0	2,247.1	2,247.4
	Federal Grant Fund Ending Balance	0.0	3.0	2.7

Fund Balances and Description Table for All Non-General Funds

Fund Number 2000EVA Federal Grant Fund

Link To Flow Chart

A.R.S. § 35-142

Revenue from federal grants to be used as specified in the grant.

		FY 2016	FY 2017	FY 2018
Sources				
Beginning Balance		0.0	0.0	0.0
Revenues	Department of Environmental Quality	7,616.5	18,120.3	18,120.3
Sources Total		7,616.5	18,120.3	18,120.3
Uses				
Non-Appropriated Expenditures	Department of Environmental Quality	7,616.5	18,120.3	18,120.3
Retirement Adjustment	Department of Environmental Quality	0.0	0.0	1.0
Uses Total		7,616.5	18,120.3	18,121.3
Federal Grant Fund Ending Balance		0.0	0.0	(1.0)

Fund Number 2000FAA Federal Grant Fund

Link To Flow Chart

A.R.S. § 35-142

WIFA receives revenue from through Clean Water and Drinking Water grants from the federal government. Clean Water grants provide below market rate financing for wastewater infrastructure projects at the municipal and tribal level. Drinking Water grants provide below market rate financing for drinking water infrastructure improvements.

		FY 2016	FY 2017	FY 2018
Sources				
Beginning Balance		0.0	0.0	0.0
Revenues	Arizona Finance Authority	0.0	27,720.6	24,023.0
Sources Total		0.0	27,720.6	24,023.0
Uses				
Non-Appropriated Expenditures	Arizona Finance Authority	0.0	27,720.6	27,720.6
Retirement Adjustment	Arizona Finance Authority	0.0	0.0	0.1
Uses Total		0.0	27,720.6	27,720.7
Federal Grant Fund Ending Balance		0.0	0.0	(3,697.7)

Fund Balances and Description Table for All Non-General Funds

Fund Number 2000GFA Federal Grant Fund

Link To Flow Chart

A.R.S. § 35-142

Revenue from federal grants to be used as specified in the grant.

			<u>FY 2016</u>	<u>FY 2017</u>	<u>FY 2018</u>
Sources					
Beginning Balance			137.8	1,655.0	1,655.0
Revenues	Game & Fish Department		1,517.2	0.0	0.0
	Sources Total		1,655.0	1,655.0	1,655.0
Uses					
		Uses Total	0.0	0.0	0.0
	Federal Grant Fund Ending Balance		1,655.0	1,655.0	1,655.0

Fund Number 2000GHA Federal Grant Fund

Link To Flow Chart

A.R.S. § 35-142

The fund consists of monies received from grants from NHTSA and are used to promote safety on Arizona's highways and roads.

			<u>FY 2016</u>	<u>FY 2017</u>	<u>FY 2018</u>
Sources					
Beginning Balance			124.3	248.3	241.9
Revenues	Governor's Office of Highway Safety		9,382.9	9,000.0	9,000.0
	Sources Total		9,507.2	9,248.3	9,241.9
Uses					
Non-Appropriated Expenditures	Governor's Office of Highway Safety		9,258.9	9,006.4	9,006.4
Risk Management Adjustment	Governor's Office of Highway Safety		0.0	0.0	0.3
Retirement Adjustment	Governor's Office of Highway Safety		0.0	0.0	0.1
	Uses Total		9,258.9	9,006.4	9,006.8
	Federal Grant Fund Ending Balance		248.3	241.9	235.1

Fund Balances and Description Table for All Non-General Funds

Fund Number 2000GSA Federal Grant Fund

Link To Flow Chart

A.R.S. § 35-142

This fund contains monies awarded by the Federal Government for national policies and programs. These include geologic mapping and educational information about earth fissures.

		<u>FY 2016</u>	<u>FY 2017</u>	<u>FY 2018</u>
Sources				
	Beginning Balance	18.4	0.0	0.0
	Revenues Geological Survey	2,354.2	0.0	0.0
	Sources Total	2,372.6	0.0	0.0
Uses				
	Non-Appropriated Expenditures Geological Survey	2,349.9	0.0	0.0
	Transfer Due to Fund Balance Geological Survey Cap	22.7	0.0	0.0
	Uses Total	2,372.6	0.0	0.0
	Federal Grant Fund Ending Balance	0.0	0.0	0.0

Fund Number 2000GVA Federal Grant Fund

Link To Flow Chart

A.R.S. § 35-142

Revenue from federal grants to be used as specified in the grant.

		<u>FY 2016</u>	<u>FY 2017</u>	<u>FY 2018</u>
Sources				
	Beginning Balance	607.9	161.5	0.0
	Revenues Office of the Governor	13,358.2	21,057.8	20,652.3
	Sources Total	13,966.1	21,219.3	20,652.3
Uses				
	Non-Appropriated Expenditures Office of the Governor	13,804.6	21,219.3	20,652.1
	Retirement Adjustment Office of the Governor	0.0	0.0	0.2
	Uses Total	13,804.6	21,219.3	20,652.3
	Federal Grant Fund Ending Balance	161.5	0.0	0.0

Fund Balances and Description Table for All Non-General Funds

Fund Number 2000HCA Federal Grant Fund

Link To Flow Chart

A.R.S. § 35-142

Monies in the fund come from federal grants, including federal match to non-appropriated state funds and specific federally-funded projects.

			<u>FY 2016</u>	<u>FY 2017</u>	<u>FY 2018</u>
Sources					
Beginning Balance			0.0	20.9	0.0
Revenues	Arizona Health Care Cost Containment System		1,222.1	53,696.5	53,717.5
		Sources Total	1,222.1	53,717.4	53,717.5
Uses					
Non-Appropriated Expenditures	Arizona Health Care Cost Containment System		1,201.2	53,717.4	53,717.4
Retirement Adjustment	Arizona Health Care Cost Containment System		0.0	0.0	0.1
		Uses Total	1,201.2	53,717.4	53,717.5
		Federal Grant Fund Ending Balance	20.9	0.0	0.0

Fund Number 2000HDA Federal Grant Fund

Link To Flow Chart

A.R.S. § 35-142

All federal funding for the Department comes in the form of grants from the U.S. Department of Housing and Urban Development and the U.S. Department of Treasury. With few exceptions, this funding is administered by the State as pass through funding in the form of loans or grants either to local governments, tribes, public housing authorities, nonprofits or for-profit housing developers, or other social service agencies.

			<u>FY 2016</u>	<u>FY 2017</u>	<u>FY 2018</u>
Sources					
Beginning Balance			2,325.3	3,013.3	2,627.6
Revenues	Department of Housing		77,005.8	81,362.7	84,813.6
		Sources Total	79,331.1	84,376.0	87,441.2
Uses					
Non-Appropriated Expenditures	Department of Housing		76,317.8	81,748.4	87,332.3
Risk Management Adjustment	Department of Housing		0.0	0.0	0.4
Retirement Adjustment	Department of Housing		0.0	0.0	0.2
		Uses Total	76,317.8	81,748.4	87,332.9
		Federal Grant Fund Ending Balance	3,013.3	2,627.6	108.3

Fund Balances and Description Table for All Non-General Funds

Fund Number 2000HLA Federal Grant Fund

Link To Flow Chart

A.R.S. § 35-142

This fund receives revenues from federal homeland security grants to the State of Arizona. Grant funds are passed through to local jurisdictions and state agencies to enhance the ability of Arizona to plan for, protect against, prevent, respond to, and recover from terrorist incidents and other hazards. Funds are also used to manage and administer the grant program.

		FY 2016	FY 2017	FY 2018
Sources				
Beginning Balance		371.0	347.0	333.5
Revenues	Department of Homeland Security	23,460.3	30,547.6	30,561.4
	Sources Total	23,831.3	30,894.6	30,894.9
Uses				
Non-Appropriated Expenditures	Department of Homeland Security	23,484.3	30,561.1	30,561.1
Risk Management Adjustment	Department of Homeland Security	0.0	0.0	2.7
Retirement Adjustment	Department of Homeland Security	0.0	0.0	0.2
	Uses Total	23,484.3	30,561.1	30,564.0
	Federal Grant Fund Ending Balance	347.0	333.5	330.9

Fund Number 2000HSA Federal Grant Fund

Link To Flow Chart

A.R.S. § 35-142

This fund receives grants and reimbursements from the federal government which are used to provide health services in accordance with the terms of each specific grant.

		FY 2016	FY 2017	FY 2018
Sources				
Beginning Balance		7,451.1	8,624.9	8,624.9
Revenues	Department of Health Services	276,242.2	211,603.0	211,603.0
	Sources Total	283,693.3	220,227.9	220,227.9
Uses				
Non-Appropriated Expenditures	Department of Health Services	275,068.5	211,603.0	211,603.0
Retirement Adjustment	Department of Health Services	0.0	0.0	3.1
	Uses Total	275,068.5	211,603.0	211,606.1
	Federal Grant Fund Ending Balance	8,624.9	8,624.9	8,621.8

Fund Balances and Description Table for All Non-General Funds

Fund Number 2000HUA Federal Grant Fund

Link To Flow Chart

A.R.S. § 35-142

This fund is comprised of grants from the National Endowment for the Arts. Monies may be used to provide grants to non-profits, schools, and government entities in the State of Arizona, as well as for administrative costs.

			<u>FY 2016</u>	<u>FY 2017</u>	<u>FY 2018</u>
Sources					
Beginning Balance			38.2	0.0	0.0
Revenues	Commission on the Arts		797.9	833.0	833.0
		Sources Total	836.1	833.0	833.0
Uses					
Non-Appropriated Expenditures	Commission on the Arts		836.1	833.0	832.9
Retirement Adjustment	Commission on the Arts		0.0	0.0	0.1
		Uses Total	836.1	833.0	833.0
		Federal Grant Fund Ending Balance	0.0	0.0	0.0

Fund Number 2000ICA Federal Grant Fund

Link To Flow Chart

A.R.S. § 35-142

Revenues in the fund are generated by; grants from the U. S. Department of Labor, State matching funds, and the sale of standards for the Occupational Safety and Health Administration (OSHA). The fund pays for programs that support different aspects of labor; safety, employer/employee safety education, and the investigation of fatalities that occur in the workplace.

			<u>FY 2016</u>	<u>FY 2017</u>	<u>FY 2018</u>
Sources					
Beginning Balance			27.6	187.6	349.9
Revenues	Industrial Commission of Arizona		3,095.8	3,322.6	3,160.3
		Sources Total	3,123.4	3,510.2	3,510.2
Uses					
Non-Appropriated Expenditures	Industrial Commission of Arizona		2,935.8	3,160.3	3,160.3
Risk Management Adjustment	Industrial Commission of Arizona		0.0	0.0	0.1
Retirement Adjustment	Industrial Commission of Arizona		0.0	0.0	0.3
		Uses Total	2,935.8	3,160.3	3,160.7
		Federal Grant Fund Ending Balance	187.6	349.9	349.5

Fund Balances and Description Table for All Non-General Funds

Fund Number 2000IDA Federal Grant Fund

Link To Flow Chart

A.R.S. § 35-142

Grant monies received in conjunction with the Patient Protection and Affordable Care Act are to be used to improve the transparency and effectiveness of health insurance rate reviews.

		FY 2016	FY 2017	FY 2018
Sources				
	Beginning Balance	0.0	0.0	0.0
	Revenues Department of Insurance	333.8	836.0	166.1
	Sources Total	333.8	836.0	166.1
Uses				
	Non-Appropriated Expenditures Department of Insurance	333.8	836.0	166.1
	Uses Total	333.8	836.0	166.1
	Federal Grant Fund Ending Balance	0.0	0.0	0.0

Fund Number 2000JCA Federal Grant Fund

Link To Flow Chart

A.R.S. § 35-142

Monies for the fund come from federal grants awarded to ACJC as well as other federal funds passed through to the agency from other state agencies. Funds are used to provide grants to state, county, and local agencies as well as non profit organizations to carry out the mission and purpose of the various grant programs. Funds also are used to conduct research projects by the Statistical Analysis Center.

		FY 2016	FY 2017	FY 2018
Sources				
	Beginning Balance	3.6	131.9	0.0
	Revenues Criminal Justice Commission	7,346.9	9,549.4	5,599.8
	Sources Total	7,350.5	9,681.3	5,599.8
Uses				
	Non-Appropriated Expenditures Criminal Justice Commission	7,218.6	9,681.3	5,599.6
	Risk Management Adjustment Criminal Justice Commission	0.0	0.0	0.1
	Retirement Adjustment Criminal Justice Commission	0.0	0.0	0.1
	Uses Total	7,218.6	9,681.3	5,599.8
	Federal Grant Fund Ending Balance	131.9	0.0	0.0

Fund Balances and Description Table for All Non-General Funds

Fund Number 2000LDA Federal Grant Fund

Link To Flow Chart

A.R.S. § 35-142

This fund receives federal money to assist in the creation of an integrated State cadastral map and to develop a common cadastral database by working with national, State, and regional organizations. The grant is restricted to only this use, and awarded based upon need and competition.

			<u>FY 2016</u>	<u>FY 2017</u>	<u>FY 2018</u>
Sources					
Beginning Balance			0.0	0.0	0.0
Revenues	Land Department		36.9	15.0	0.0
		Sources Total	36.9	15.0	0.0
Uses					
Non-Appropriated Expenditures	Land Department		36.9	15.0	0.0
		Uses Total	36.9	15.0	0.0
		Federal Grant Fund Ending Balance	0.0	0.0	0.0

Fund Number 2000LLA Federal Grant Fund

Link To Flow Chart

A.R.S. § 35-142

Federal grants are received from the Governor's Office of Highway Safety, DUI Abatement Council, Department of Emergency and Military Affairs, and Homeland Security. Monies are used for overtime and employee related expenses for investigators to conduct enforcement activities targeting persons 21 and over that facilitate persons under the age of 21 years purchasing, possessing and/or consuming spirituous liquor.

			<u>FY 2016</u>	<u>FY 2017</u>	<u>FY 2018</u>
Sources					
Beginning Balance			2.2	0.9	0.9
Revenues	Department of Liquor Licenses and Control		81.1	0.0	0.0
		Sources Total	83.3	0.9	0.9
Uses					
Non-Appropriated Expenditures	Department of Liquor Licenses and Control		82.4	0.0	0.0
		Uses Total	82.4	0.0	0.0
		Federal Grant Fund Ending Balance	0.9	0.9	0.9

Fund Balances and Description Table for All Non-General Funds

Fund Number 2000MAA Federal Grant Fund

Link To Flow Chart

A.R.S. § 35-142

Monies in this fund come from various federal entities including the National Guard Bureau and Homeland Security. Monies are used for cooperative agreements to support the Arizona National Guard missions and Emergency Preparedness for the State of Arizona.

		FY 2016	FY 2017	FY 2018
Sources				
Beginning Balance		3,352.1	2,266.0	2,122.5
Revenues	Department of Emergency and Military Affairs	39,321.0	47,209.5	35,686.1
Sources Total		42,673.1	49,475.5	37,808.6
Uses				
Non-Appropriated Expenditures	Department of Emergency and Military Affairs	40,407.1	47,353.0	35,686.1
Risk Management Adjustment	Department of Emergency and Military Affairs	0.0	0.0	27.1
Retirement Adjustment	Department of Emergency and Military Affairs	0.0	0.0	82.5
Uses Total		40,407.1	47,353.0	35,795.7
Federal Grant Fund Ending Balance		2,266.0	2,122.5	2,012.9

Fund Number 2000MIA Federal Grant Fund

Link To Flow Chart

A.R.S. § 35-142

The Office of the State Mine Inspector receives federal grant monies from the Department of Labor, Mine Safety & Health Administration. The funds are used to provide education and training to the new miner and annual refresher training. This training is for every mine employee and contractor.

		FY 2016	FY 2017	FY 2018
Sources				
Beginning Balance		0.0	18.1	83.9
Revenues	Mine Inspector	494.8	434.4	293.8
Sources Total		494.8	452.5	377.7
Uses				
Non-Appropriated Expenditures	Mine Inspector	476.7	349.0	349.0
Prior Committed or Obligated Expenditures	Mine Inspector	0.0	19.6	0.0
Uses Total		476.7	368.6	349.0
Federal Grant Fund Ending Balance		18.1	83.9	28.7

Fund Balances and Description Table for All Non-General Funds

Fund Number 2000MMA Federal Grant Fund

Link To Flow Chart

A.R.S. § 35-142

Revenues are derived from HUD reimbursements for regulatory functions performed by OMH on its behalf and tuition fees for HUD training conducted by OMH Staff. The funds are used for salaries and related expenses for employees performing HUD related functions.

		<u>FY 2016</u>	<u>FY 2017</u>	<u>FY 2018</u>
Sources				
Beginning Balance		150.4	0.0	0.0
Revenues	Department of Fire, Building and Life Safety	268.6	0.0	0.0
	Sources Total	419.0	0.0	0.0
Uses				
Non-Appropriated Expenditures	Department of Fire, Building and Life Safety	304.7	0.0	0.0
Transfer Due to Fund Balance Cap	Department of Fire, Building and Life Safety	114.2	0.0	0.0
	Uses Total	418.9	0.0	0.0
	Federal Grant Fund Ending Balance	0.0	0.0	0.0

Fund Number 2000PEA Federal Grant Fund

Link To Flow Chart

A.R.S. § 35-142

Revenues are from federal grants and are used as specified in each grant.

		<u>FY 2016</u>	<u>FY 2017</u>	<u>FY 2018</u>
Sources				
Beginning Balance		3.6	0.0	0.0
Revenues	Commission for Postsecondary Education	11.9	0.0	0.0
	Sources Total	15.5	0.0	0.0
Uses				
Non-Appropriated Expenditures	Commission for Postsecondary Education	15.5	0.0	0.0
	Uses Total	15.5	0.0	0.0
	Federal Grant Fund Ending Balance	0.0	0.0	0.0

Fund Balances and Description Table for All Non-General Funds

Fund Number 2000PPA Federal Grant Fund

Link To Flow Chart

A.R.S. § 35-142

Revenue from federal grants to be used as specified in the grant.

	FY 2016	FY 2017	FY 2018
Sources			
Beginning Balance	0.0	0.0	0.0
Revenues Board of Executive Clemency	43.6	43.6	43.6
Sources Total	43.6	43.6	43.6
Uses			
Non-Appropriated Expenditures Board of Executive Clemency	41.5	43.6	43.6
Transfer Due to Fund Balance Board of Executive Clemency	2.1	0.0	0.0
Cap			
Uses Total	43.6	43.6	43.6
Federal Grant Fund Ending Balance	0.0	0.0	0.0

Fund Number 2000PRA Federal Grant Fund

Link To Flow Chart

A.R.S. § 35-142

This fund contains awards from the Federal Government to facilitate participation in national policies and programs. For the State Parks Board, these are historic preservation, recreational and trail management, and water conservation.

	FY 2016	FY 2017	FY 2018
Sources			
Beginning Balance	664.2	154.8	175.2
Revenues Parks Board	2,609.2	4,352.6	1,498.1
Sources Total	3,273.4	4,507.4	1,673.3
Uses			
Non-Appropriated Expenditures Parks Board	3,118.6	4,332.2	1,664.7
Retirement Adjustment Parks Board	0.0	0.0	8.6
Uses Total	3,118.6	4,332.2	1,673.3
Federal Grant Fund Ending Balance	154.8	175.2	0.0

Fund Balances and Description Table for All Non-General Funds

Fund Number 2000PSA Federal Grant Fund

Link To Flow Chart

A.R.S. § 35-142

Revenue for this fund comes from federal grants, which are then used to administer the High Intensity Drug Trafficking Area program, organized crime financial investigations, the Rocky Mountain Information Network, the Victims of Crime Act monies, and the Motor Carrier Safety Assistance program.

	FY 2016	FY 2017	FY 2018
Sources			
Beginning Balance	1,921.3	2,581.4	310.6
Revenues	21,681.3	63,035.4	54,726.5
Sources Total	23,602.6	65,616.8	55,037.1
Uses			
Non-Appropriated Expenditures	21,021.2	65,306.2	54,038.9
Risk Management Adjustment	0.0	0.0	4.1
Retirement Adjustment	0.0	0.0	465.9
Uses Total	21,021.2	65,306.2	54,508.9
Federal Grant Fund Ending Balance	2,581.4	310.6	528.2

Fund Number 2000SBA Federal Grant Fund

Link To Flow Chart

A.R.S. § 35-142

Monies in the fund come from the United States Environmental Protection Agency (EPA) for the Comprehensive Urban Pest Management Compliance & Enforcement and Licensing & Education/Training programs for Arizona. Fund uses include expenses such as education and training for employees as well as industry, I.T. hardware and software, and travel.

	FY 2016	FY 2017	FY 2018
Sources			
Beginning Balance	27.4	52.7	0.0
Revenues	113.5	(51.3)	0.0
Sources Total	140.9	1.4	0.0
Uses			
Non-Appropriated Expenditures	88.2	0.0	0.0
Prior Committed or Obligated Expenditures	0.0	1.4	0.0
Uses Total	88.2	1.4	0.0
Federal Grant Fund Ending Balance	52.7	0.0	0.0

Fund Balances and Description Table for All Non-General Funds

Fund Number 2000SDA Federal Grant Fund

Link To Flow Chart

A.R.S. § 35-142

Revenues consist of federal funds and are expended as stipulated by federal statutes authorizing the grants.

		FY 2016	FY 2017	FY 2018
Sources				
Beginning Balance		1,170.6	659.9	149.2
Revenues	Schools for the Deaf and the Blind	1,568.3	1,568.3	1,568.3
	Sources Total	2,738.9	2,228.2	1,717.5
Uses				
Non-Appropriated Expenditures	Schools for the Deaf and the Blind	2,079.0	2,079.0	1,717.5
	Uses Total	2,079.0	2,079.0	1,717.5
	Federal Grant Fund Ending Balance	659.9	149.2	0.0

Fund Number 2000STA Federal Grant Fund

Link To Flow Chart

A.R.S. § 35-142

The majority of this fund's revenues come from grants associated with the Library Services and Technology Act and the Persistent Digital Archives Library System project. Revenues are used as specified in each grant.

		FY 2016	FY 2017	FY 2018
Sources				
Beginning Balance		660.0	443.4	318.4
Revenues	Department of State - Secretary of State	3,233.2	3,235.2	3,237.2
	Sources Total	3,893.2	3,678.6	3,555.6
Uses				
Administrative Adjustments	Department of State - Secretary of State	0.0	0.0	0.0
Non-Appropriated Expenditures	Department of State - Secretary of State	3,449.8	3,360.2	3,360.2
Retirement Adjustment	Department of State - Secretary of State	0.0	0.0	0.1
	Uses Total	3,449.8	3,360.2	3,360.3
	Federal Grant Fund Ending Balance	443.4	318.4	195.3

Fund Balances and Description Table for All Non-General Funds

Fund Number 2000VSA Federal Grant Fund

Link To Flow Chart

A.R.S. § 35-142

This fund receives revenues from grants and reimbursements from the Federal government which are used to provide services to veterans in accordance with the terms of each specific grant.

		<u>FY 2016</u>	<u>FY 2017</u>	<u>FY 2018</u>
Sources				
Beginning Balance		172.9	115.3	15.3
Revenues	Department of Veterans' Services	964.7	2,258.8	2,259.5
	Sources Total	1,137.6	2,374.1	2,274.8
Uses				
Non-Appropriated Expenditures	Department of Veterans' Services	1,022.3	2,358.8	2,275.1
Risk Management Adjustment	Department of Veterans' Services	0.0	0.0	(0.4)
Retirement Adjustment	Department of Veterans' Services	0.0	0.0	0.1
	Uses Total	1,022.3	2,358.8	2,274.8
	Federal Grant Fund Ending Balance	115.3	15.3	0.0

Fund Number 2000WCA Federal Grant Fund

Link To Flow Chart

A.R.S. § 35-142

Revenues consist of federal grants that the Department applies for and receive from various federal agencies. Monies received are used for purposes that are aligned with the granting requirements and allowed to supplement funding appropriated for mandated programs.

		<u>FY 2016</u>	<u>FY 2017</u>	<u>FY 2018</u>
Sources				
Beginning Balance		89.6	703.6	755.3
Revenues	Department of Water Resources	904.2	391.5	391.5
	Sources Total	993.8	1,095.1	1,146.8
Uses				
Non-Appropriated Expenditures	Department of Water Resources	290.2	339.8	339.8
	Uses Total	290.2	339.8	339.8
	Federal Grant Fund Ending Balance	703.6	755.3	807.0

Fund Balances and Description Table for All Non-General Funds

Fund Number 2000WFA Federal Grant Fund

Link To Flow Chart

A.R.S. § 35-142

WIFA receives revenue from through Clean Water and Drinking Water grants from the federal government. Clean Water grants provide below market rate financing for wastewater infrastructure projects at the municipal and tribal level. Drinking Water grants provide below market rate financing for drinking water infrastructure improvements.

		FY 2016	FY 2017	FY 2018
Sources				
Beginning Balance		0.0	(2.4)	(2.4)
Revenues	Water Infrastructure Finance Authority	28,543.1	0.0	0.0
	Sources Total	28,543.1	(2.4)	(2.4)
Uses				
Non-Appropriated Expenditures	Water Infrastructure Finance Authority	28,545.4	0.0	0.0
	Uses Total	28,545.4	0.0	0.0
	Federal Grant Fund Ending Balance	(2.4)	(2.4)	(2.4)

Fund Number 2001 Accountancy Board Fund

Link To Flow Chart

A.R.S. § 32-705

Funds are used to license, investigate, and conduct examinations of public accountants and certified public accountants. Revenues consist primarily of examination and licensing fees.

		FY 2016	FY 2017	FY 2018
Sources				
Beginning Balance		2,285.9	2,513.0	2,373.6
Revenues	Board of Accountancy	1,820.4	1,797.6	1,787.9
	Sources Total	4,106.3	4,310.6	4,161.5
Uses				
Operating Expenditures/Appropriations	Board of Accountancy	1,569.6	1,937.0	2,024.4
Administrative Adjustments	Board of Accountancy	23.7	0.0	0.0
Risk Management Adjustment	Board of Accountancy	0.0	0.0	0.5
Retirement Adjustment	Department of Economic Security	0.0	0.0	0.2
Retirement Adjustment	Board of Accountancy	0.0	0.0	0.2
	Uses Total	1,593.3	1,937.0	2,025.3
	Accountancy Board Fund Ending Balance	2,513.0	2,373.6	2,136.2

Fund Balances and Description Table for All Non-General Funds

Fund Number 2001F Workforce Investment Grant Fund

Link To Flow Chart

U.S. Public Law. 105-220

These funds are received by the Department from the U.S. Department of Labor. A minimum of 90% of all WIOA funds must be passed through to Local Workforce Investment Areas to be used to assist qualified individuals in achieving employment. The remaining 10% can be used to fund discretionary projects as directed by the Governor's Office. No more than 5% of the funds may be used for statewide administrative activities.

		FY 2016	FY 2017	FY 2018
Sources				
Beginning Balance		25,180.6	35,747.0	36,070.6
Revenues	Department of Economic Security	56,374.2	56,363.8	56,163.8
	Sources Total	81,554.8	92,110.8	92,234.4
Uses				
Operating Expenditures/Appropriations	Department of Economic Security	32,903.2	56,040.2	56,040.2
Administrative Adjustments	Department of Economic Security	12,904.6	0.0	0.0
	Uses Total	45,807.8	56,040.2	56,040.2
	Workforce Investment Grant Fund Ending Balance	35,747.0	36,070.6	36,194.2

Fund Number 2002 Industrial Commission Revolving Fund

Link To Flow Chart

A.R.S. §35-142

Revenues include charges for claims education seminars and training materials and charges for medical fee schedules. Funds are used for an annual seminar on worker's compensation for insurance carriers and self-insured employers, to print a medical fee schedule for workers' compensation, and to provide monies owed to employees by their employers for back wages.

		FY 2016	FY 2017	FY 2018
Sources				
Beginning Balance		176.9	231.4	231.4
Revenues	Industrial Commission of Arizona	132.4	145.0	145.0
	Sources Total	309.3	376.4	376.4
Uses				
Non-Appropriated Expenditures	Industrial Commission of Arizona	77.9	145.0	145.0
	Uses Total	77.9	145.0	145.0
	Industrial Commission Revolving Fund Ending Balance	231.4	231.4	231.4

Fund Balances and Description Table for All Non-General Funds

Fund Number 2005

State Aviation Fund

Link To Flow Chart

A.R.S. § 28-8202

The primary revenue source consists of flight property, and aircraft and fuel taxes. Funds are used for funding operations of the Aviation Division and the five-year Airport Development Program.

		<u>FY 2016</u>	<u>FY 2017</u>	<u>FY 2018</u>
Sources				
Beginning Balance		28,801.1	18,912.3	17,993.2
Revenues	Department of Transportation	25,016.8	26,940.1	26,376.0
Sources Total		53,817.9	45,852.4	44,369.2
Uses				
Operating Expenditures/Appropriations	Capital Projects	0.0	0.0	232.3
Operating Expenditures/Appropriations	Department of Transportation	1,427.4	1,615.8	2,081.8
Capital Expenditures/Appropriations	Department of Transportation	15,229.7	19,312.2	19,300.0
Administrative Adjustments	Department of Transportation	0.0	116.1	0.0
Expenditure/Reserve for Prior Appropriations	Department of Transportation	0.0	6,767.1	0.0
Non-Appropriated Expenditures	Department of Transportation	3,248.5	48.0	48.0
Legislative Fund Transfers	Department of Transportation	15,000.0	0.0	0.0
Retirement Adjustment	Department of Transportation	0.0	0.0	0.2
Uses Total		34,905.6	27,859.2	21,662.3
State Aviation Fund Ending Balance		18,912.3	17,993.2	22,706.9

Fund Number 2006

Arizona Blue Book Fund

Link To Flow Chart

A.R.S. § 41-131

Proceeds from sales of the Arizona Blue Book are used to compile, publish, and distribute the book. As the Arizona Blue Book has moved to an electronic format, no further revenue is expected.

		<u>FY 2016</u>	<u>FY 2017</u>	<u>FY 2018</u>
Sources				
Beginning Balance		11.2	11.2	11.2
Sources Total		11.2	11.2	11.2
Uses				
Uses Total		0.0	0.0	0.0
Arizona Blue Book Fund Ending Balance		11.2	11.2	11.2

Fund Balances and Description Table for All Non-General Funds

Fund Number 2007

Board of Barbers Fund

[Link To Flow Chart](#)

A.R.S. § 32-305

Revenues consist primarily of examination and licensing fees. Funds are used to license barbers, inspect barbering establishments, and investigate violations of sanitation requirements and barbering procedures.

		FY 2016	FY 2017	FY 2018
Sources				
Beginning Balance		493.8	583.3	623.9
Revenues	Board of Barbers	398.3	411.3	423.5
Sources Total		892.1	994.6	1,047.4
Uses				
Operating Expenditures/Appropriations	Board of Barbers	308.8	370.7	341.8
Uses Total		308.8	370.7	341.8
Board of Barbers Fund Ending Balance		583.3	623.9	705.6

Fund Number 2007F

Temporary Assistance for Needy Families (TANF) Fund

[Link To Flow Chart](#)

U.S. Public Law 104-193

Temporary Assistance for Needy Families (TANF) funds are received from the U.S. Department of Health and Human Services and can be used to assist needy families, reduce dependency of needy parents, prevent out-of-wedlock pregnancies, and encourage the formation and maintenance of two-parent families.

		FY 2016	FY 2017	FY 2018
Sources				
Beginning Balance		3,709.3	0.1	0.1
Revenues	Department of Child Safety	149,324.0	149,472.7	149,472.7
Revenues	Department of Economic Security	76,822.7	72,964.7	72,964.7
Sources Total		229,856.0	222,437.5	222,437.5
Uses				
Operating Expenditures/Appropriations	Department of Child Safety	149,323.9	149,472.7	149,472.7
Operating Expenditures/Appropriations	Department of Economic Security	70,816.2	72,964.7	72,964.7
Administrative Adjustments	Department of Economic Security	6,006.5	0.0	0.0
Legislative Fund Transfers	Department of Economic Security	3,709.3	0.0	0.0
Retirement Adjustment	Department of Child Safety	0.0	0.0	5.7
Retirement Adjustment	Department of Economic Security	0.0	0.0	1.7
Uses Total		229,855.9	222,437.4	222,444.8
Temporary Assistance for Needy Families (TANF) Fund Ending Balance		0.1	0.1	(7.3)

Fund Balances and Description Table for All Non-General Funds

Fund Number 2008F Child Care and Development Fund

Link To Flow Chart

Section 418 of the Social Security Act

The funds are received as a block grant from the U.S. Department of Health and Human Services. CCDF funds are expended to subsidize low-income, working families' monthly child care expenditures so that they can work or attend training or education. Funds are also expended for eligibility determination, family and provider case management, and licensing and certification of centers and qualifying homes.

		FY 2016	FY 2017	FY 2018
Sources				
Beginning Balance		6,229.4	9,508.7	(568.6)
Revenues	Department of Child Safety	27,000.0	27,000.0	27,000.0
Revenues	Department of Economic Security	87,837.0	97,811.6	97,811.6
Revenues	Department of Health Services	757.0	757.0	757.0
	Sources Total	121,823.4	135,077.3	125,000.0
Uses				
Operating Expenditures/Appropriations	Department of Child Safety	27,000.0	27,000.0	27,000.0
Operating Expenditures/Appropriations	Department of Economic Security	93,558.5	107,773.6	107,773.6
Operating Expenditures/Appropriations	Department of Health Services	828.8	872.3	872.3
Administrative Adjustments	Department of Economic Security	(9,072.7)	0.0	0.0
Retirement Adjustment	Department of Economic Security	0.0	0.0	1.2
Retirement Adjustment	Department of Health Services	0.0	0.0	0.1
	Uses Total	112,314.6	135,645.9	135,647.2
Child Care and Development Fund Ending Balance		9,508.7	(568.6)	(10,647.2)

Fund Balances and Description Table for All Non-General Funds

Fund Number 2009

[Link To Flow Chart](#)

Expenditure Authority

Laws 2016 Ch. 117

Child safety Expenditure Authority includes all Department funding sources excluding General Fund, the federal Child Care and Development Block Grant, the federal Temporary Assistance for Needy Families block grant, the Child Abuse Prevention fund and the Children and Family Services Training Program fund. The Expenditure Authority appropriation represents a cap for spending, which may exceed actual funds available.

		FY 2016	FY 2017	FY 2018
Sources				
Beginning Balance		0.0	0.0	0.0
Revenues	Department of Child Safety	316,199.9	415,269.4	415,534.4
	Sources Total	316,199.9	415,269.4	415,534.4
Uses				
Operating Expenditures/Appropriations	Department of Child Safety	316,199.9	415,269.4	415,269.4
Risk Management Adjustment	Department of Child Safety	0.0	0.0	(495.0)
Retirement Adjustment	Department of Child Safety	0.0	0.0	10.2
	Uses Total	316,199.9	415,269.4	414,784.6
	Expenditure Authority Ending Balance	0.0	0.0	749.8

Fund Number 2010

[Link To Flow Chart](#)

Chiropractic Examiners Board Fund

A.R.S. § 32-906

Revenues are from fees, fines, and other revenues received by the Board and are used to license, investigate, and conduct examinations of chiropractors.

		FY 2016	FY 2017	FY 2018
Sources				
Beginning Balance		230.3	237.3	192.7
Revenues	Board of Chiropractic Examiners	407.7	406.5	437.5
	Sources Total	638.0	643.8	630.2
Uses				
Operating Expenditures/Appropriations	Board of Chiropractic Examiners	398.7	451.1	451.1
Administrative Adjustments	Board of Chiropractic Examiners	2.0	0.0	0.0
Risk Management Adjustment	Board of Chiropractic Examiners	0.0	0.0	(0.6)
	Uses Total	400.7	451.1	450.5
	Chiropractic Examiners Board Fund Ending Balance	237.3	192.7	179.7

Fund Balances and Description Table for All Non-General Funds

Fund Number 2011

State Grants Fund

Link To Flow Chart

A.R.S. § 35-142 (E)

Revenues from non-federal grants such as state, private, and corporate grants and donations. These monies are used to support the educational and operational costs of the Phoenix Day School, Tucson residential facility, and various statewide programs servicing hearing and vision impaired students.

		FY 2016	FY 2017	FY 2018
Sources				
Beginning Balance		37.1	150.5	263.9
Revenues	Schools for the Deaf and the Blind	476.2	476.2	476.2
Sources Total		513.3	626.7	740.1
Uses				
Non-Appropriated Expenditures	Schools for the Deaf and the Blind	362.8	362.8	362.8
Uses Total		362.8	362.8	362.8
State Grants Fund Ending Balance		150.5	263.9	377.3

Fund Number 2012

Agriculture Commercial Feed Fund

Link To Flow Chart

A.R.S. § 3-2607

Revenues received from fees on seed manufacturers and distributors and from inspections fees are used to enforce animal feed content and labeling laws.

		FY 2016	FY 2017	FY 2018
Sources				
Beginning Balance		279.3	351.0	299.8
Revenues	Department of Agriculture	347.6	306.6	306.6
Sources Total		626.9	657.6	606.4
Uses				
Non-Appropriated Expenditures	Department of Agriculture	275.9	267.8	267.8
Prior Committed or Obligated Expenditures	Department of Agriculture	0.0	90.0	0.0
Uses Total		275.9	357.8	267.8
Agriculture Commercial Feed Fund Ending Balance		351.0	299.8	338.6

Fund Balances and Description Table for All Non-General Funds

Fund Number 2013

Cotton Research and Protection Council Fund

[Link To Flow Chart](#)

A.R.S. § 3-1085

Revenues include assessments on each bale of cotton, reimbursements for the abatement of nuisance cotton, and penalties. Funds are used to support research programs related to cotton production or protection and to provide a program to refund collected fees as an incentive for boll weevil control.

		FY 2016	FY 2017	FY 2018
Sources				
Beginning Balance		3,029.2	3,200.1	2,767.1
Revenues	Department of Agriculture	2,555.7	2,495.0	2,140.5
Sources Total		5,584.9	5,695.1	4,907.6
Uses				
Non-Appropriated Expenditures	Department of Agriculture	2,384.8	2,928.0	2,928.0
Risk Management Adjustment	Department of Agriculture	0.0	0.0	(0.4)
Retirement Adjustment	Department of Agriculture	0.0	0.0	0.2
Uses Total		2,384.8	2,928.0	2,927.8
Cotton Research and Protection Council Fund Ending Balance		3,200.1	2,767.1	1,979.8

Fund Number 2014

Consumer Protection/Fraud Revolving Fund

[Link To Flow Chart](#)

A.R.S. § 44-1531

Revenues include any investigative or court costs, attorney fees, or civil penalties recovered as a result of consumer protection or consumer fraud statute enforcement. Monies are used for consumer fraud education and investigative/enforcement operations of the consumer protection division.

		FY 2016	FY 2017	FY 2018
Sources				
Beginning Balance		11,665.5	12,383.6	12,148.5
Revenues	Attorney General - Department of Law	4,930.3	5,340.6	6,262.1
Sources Total		16,595.8	17,724.2	18,410.6
Uses				
Operating Expenditures/Appropriations	Attorney General - Department of Law	4,172.0	5,575.7	6,312.2
Administrative Adjustments	Attorney General - Department of Law	40.2	0.0	0.0
Risk Management Adjustment	Attorney General - Department of Law	0.0	0.0	7.9
Retirement Adjustment	Attorney General - Department of Law	0.0	0.0	(5.7)
Uses Total		4,212.2	5,575.7	6,314.4
Consumer Protection/Fraud Revolving Fund Ending Balance		12,383.6	12,148.5	12,096.2

Fund Balances and Description Table for All Non-General Funds

Fund Number 2015 Greyhound Adoption Program Fund

Link To Flow Chart

A.R.S. § 5-113

Revenues come from retired racehorse adoption surcharges and license fees collected from dog breeders, racing kennels, and other operations where greyhounds are raised for the purpose of racing. Funds are provided to nonprofit enterprises to promote adoption former racing greyhounds and racehorses.

		FY 2016	FY 2017	FY 2018
Sources				
Beginning Balance		0.5	0.1	0.1
Revenues	Department of Gaming	2.3	2.3	2.3
	Sources Total	2.8	2.4	2.4
Uses				
Non-Appropriated Expenditures	Department of Gaming	2.7	2.3	2.3
	Uses Total	2.7	2.3	2.3
	Greyhound Adoption Program Fund Ending Balance	0.1	0.1	0.1

Fund Number 2016 Attorney General Antitrust Revolving Fund

Link To Flow Chart

A.R.S. § 41-191

Revenues include monies recovered for the State as a result of the enforcement of state or federal statutes pertaining to antitrust, restraint of trade, or price-fixing activities or conspiracies. Monies in the fund are used for costs and expenses of antitrust enforcement.

		FY 2016	FY 2017	FY 2018
Sources				
Beginning Balance		585.3	775.7	809.8
Revenues	Attorney General - Department of Law	348.9	278.4	291.5
	Sources Total	934.2	1,054.1	1,101.3
Uses				
Operating Expenditures/Appropriations	Attorney General - Department of Law	158.3	244.3	246.8
Administrative Adjustments	Attorney General - Department of Law	0.2	0.0	0.0
Risk Management Adjustment	Attorney General - Department of Law	0.0	0.0	0.5
	Uses Total	158.5	244.3	247.3
	Attorney General Antitrust Revolving Fund Ending Balance	775.7	809.8	854.0

Fund Balances and Description Table for All Non-General Funds

Fund Number 2017

Cosmetology Board Fund

Link To Flow Chart

A.R.S. § 32-505(A)

Funds are used to administer licensing examinations and licenses, inspect salons and schools, and investigate violations of sanitation requirements and cosmetology procedures. Revenues consist of examination and licensing fees, penalties, educational classes, and service charges for printouts, copying, paying with alternative methods, documents and publications, and other services the Board deems appropriate.

		FY 2016	FY 2017	FY 2018
Sources				
Beginning Balance		5,731.0	8,384.4	10,896.7
Revenues	Board of Cosmetology	4,516.5	4,473.0	4,473.0
	Sources Total	10,247.5	12,857.4	15,369.7
Uses				
Operating Expenditures/Appropriations	Board of Cosmetology	1,707.6	1,805.2	1,995.6
Non-Appropriated Expenditures	Board of Cosmetology	155.5	155.5	155.5
Risk Management Adjustment	Board of Cosmetology	0.0	0.0	0.7
Retirement Adjustment	Board of Cosmetology	0.0	0.0	0.2
	Uses Total	1,863.1	1,960.7	2,152.0
	Cosmetology Board Fund Ending Balance	4,245.0	10,896.7	13,217.7

Fund Number 2018

Racing Administration Fund

Link To Flow Chart

A.R.S. § 5-113

This fund is no longer in use by the Department. This fund paid for related operating expenses to administer the county fair betterment program, breeders' award program, stallion awards program, and retired greyhound and racehorse adoption programs.

		FY 2016	FY 2017	FY 2018
Sources				
Beginning Balance		23.7	23.7	0.0
	Sources Total	23.7	23.7	0.0
Uses				
Legislative Fund Transfers	Department of Gaming	0.0	23.7	0.0
	Uses Total	0.0	23.7	0.0
	Racing Administration Fund Ending Balance	23.7	0.0	0.0

Fund Balances and Description Table for All Non-General Funds

Fund Number 2019 Developmentally Disabled Client Trust Fund

Link To Flow Chart

A.R.S. § 36-572

The Developmentally Disabled Client Trust Fund includes the proceeds from the sale of the real property and buildings and improvements on the real property used for the Arizona Training Program at Phoenix. Only interest earnings may be expended. Statute limits use of the fund to client services by enhancing the services presently available to individuals with developmental disabilities and extending services to individuals with developmental disabilities not presently served. Funds cannot be used to replace General Fund dollars.

		FY 2016	FY 2017	FY 2018
Sources				
Beginning Balance		24.4	105.1	52.9
Revenues	Department of Economic Security	100.2	1.0	0.5
	Sources Total	124.6	106.1	53.4
Uses				
Non-Appropriated Expenditures	Department of Economic Security	19.5	53.2	53.2
	Uses Total	19.5	53.2	53.2
	Developmentally Disabled Client Trust Fund Ending Balance	105.1	52.9	0.2

Fund Number 2020 Dental Board Fund

Link To Flow Chart

A.R.S. § 32-1212

Revenues are the fees, fines, and other revenue received by the Board. Funds are used to license, investigate, and conduct examinations of dentists, denturists, dental hygienists, and dental assistants.

		FY 2016	FY 2017	FY 2018
Sources				
Beginning Balance		4,397.0	4,946.0	5,370.1
Revenues	Board of Dental Examiners	1,691.7	1,638.6	1,655.2
	Sources Total	6,088.7	6,584.6	7,025.3
Uses				
Operating Expenditures/Appropriations	Board of Dental Examiners	1,138.5	1,214.5	1,214.5
Administrative Adjustments	Board of Dental Examiners	4.2	0.0	0.0
Risk Management Adjustment	Board of Dental Examiners	0.0	0.0	0.1
Retirement Adjustment	Board of Dental Examiners	0.0	0.0	0.1
	Uses Total	1,142.7	1,214.5	1,214.7
	Dental Board Fund Ending Balance	4,946.0	5,370.1	5,810.6

Fund Balances and Description Table for All Non-General Funds

Fund Number 2022

Egg Inspection Fund

[Link To Flow Chart](#)

A.R.S. § 3-716(A)

Revenues include inspection fees of not more than three mills per dozen on shell eggs and three mills per pound on eggs sold for human consumption within this state. Funds are used to regulate egg production facilities and egg product handling to protect public health and to ensure product quality.

		FY 2016	FY 2017	FY 2018
Sources				
Beginning Balance		652.1	676.3	667.4
Revenues	Department of Agriculture	1,395.8	1,436.6	1,436.6
Sources Total		2,047.9	2,112.9	2,104.0
Uses				
Non-Appropriated Expenditures	Department of Agriculture	1,371.6	1,445.5	1,445.5
Retirement Adjustment	Department of Agriculture	0.0	0.0	0.2
Uses Total		1,371.6	1,445.5	1,445.7
Egg Inspection Fund Ending Balance		676.3	667.4	658.3

Fund Number 2023

Board of Optometry Fund

[Link To Flow Chart](#)

A.R.S. § 32-1705

Funds are used to license and regulate optometrists, and to issue certificates authorizing the use of diagnostic pharmaceutical agents. Revenues consist primarily of examination and licensing fees.

		FY 2016	FY 2017	FY 2018
Sources				
Beginning Balance		219.6	240.7	257.4
Revenues	Board of Optometry	225.1	226.8	226.8
Sources Total		444.7	467.5	484.2
Uses				
Operating Expenditures/Appropriations	Board of Optometry	204.0	210.1	260.1
Risk Management Adjustment	Board of Optometry	0.0	0.0	0.1
Uses Total		204.0	210.1	260.2
Board of Optometry Fund Ending Balance		240.7	257.4	224.0

Fund Balances and Description Table for All Non-General Funds

Fund Number 2024 Land Federal Reclaim Trust Fund

Link To Flow Chart

A.R.S. § 37-106

The fund is used to make payments for federal reclamation project assessments when state land lessees are delinquent. The fund is reimbursed by the lessees and earns interest.

	FY 2016	FY 2017	FY 2018
Sources			
Beginning Balance	43.8	0.0	0.0
Revenues	0.5	0.0	0.0
Sources Total	44.3	0.0	0.0
Land Federal Reclaim Trust Fund Ending Balance	44.3	0.0	0.0

Fund Number 2025ADA Statewide Donations Fund

Link To Flow Chart

A.R.S. § 35-142

This fund holds monies collected from employees for employee recognition, monies donated to ADOA divisions for open enrollment and job fair advertising, and the E911 PSAP Readiness Fund Grant.

	FY 2016	FY 2017	FY 2018
Sources			
Beginning Balance	159.3	62.6	8.4
Revenues	407.6	2.0	2.0
Sources Total	566.9	64.6	10.4
Uses			
Non-Appropriated Expenditures Department of Administration	504.3	56.2	5.0
Uses Total	504.3	56.2	5.0
Statewide Donations Fund Ending Balance	62.6	8.4	5.4

Fund Number 2025BNA Statewide Donations Fund

Link To Flow Chart

A.R.S. § 35-142

Revenue is received by gifts or private grants and is used at the specifications of the donor.

	FY 2016	FY 2017	FY 2018
Sources			
Beginning Balance	0.0	0.5	0.5
Revenues	0.5	0.0	0.0
Sources Total	0.5	0.5	0.5
Uses			
Uses Total	0.0	0.0	0.0
Statewide Donations Fund Ending Balance	0.5	0.5	0.5

Fund Balances and Description Table for All Non-General Funds

Fund Number 2025DJA Statewide Donations Fund

Link To Flow Chart

A.R.S. § 35-142

The fund consists of gifts and donations from public and private entities. The monies are used for employee recognition programs or for the specified purpose for which they were donated.

		FY 2016	FY 2017	FY 2018
Sources				
Beginning Balance		15.1	0.7	0.7
Revenues	Department of Juvenile Corrections	2.7	2.5	2.5
	Sources Total	17.8	3.2	3.2
Uses				
Non-Appropriated Expenditures	Department of Juvenile Corrections	17.1	2.5	2.5
	Uses Total	17.1	2.5	2.5
	Statewide Donations Fund Ending Balance	0.7	0.7	0.7

Fund Number 2025EDA Statewide Donations Fund

Link To Flow Chart

A.R.S. § 35-142

Revenue received from grants and donations from non-governmental agencies such as foundations and private donors are used to pay for conferences, programs, or other activities that are sponsored by donor organizations.

		FY 2016	FY 2017	FY 2018
Sources				
Beginning Balance		43.2	2.9	2.9
Revenues	Department of Education	17.6	20.0	20.0
	Sources Total	60.8	22.9	22.9
Uses				
Non-Appropriated Expenditures	Department of Education	57.9	20.0	20.0
	Uses Total	57.9	20.0	20.0
	Statewide Donations Fund Ending Balance	2.9	2.9	2.9

Fund Balances and Description Table for All Non-General Funds

Fund Number 2025GHA Statewide Donations Fund

Link To Flow Chart

A.R.S. § 35-142

The fund consists of donations from public and private entities and are used to help pay for events held by the agency.

	FY 2016	FY 2017	FY 2018
Sources			
Beginning Balance	7.3	7.3	7.3
Sources Total	7.3	7.3	7.3
Uses			
Uses Total	0.0	0.0	0.0
Statewide Donations Fund Ending Balance	7.3	7.3	7.3

Fund Number 2025HIA Statewide Donations Fund

Link To Flow Chart

A.R.S. § 35-142

Statewide donations are received from membership dues, private donations and grants, donation box revenue, education tours and special program events. Statewide donations cover operating expenses, cost of printing the Journal of Arizona History four times per year, salary & ERE of staff not paid through appropriated dollars or earned income, programming expenses, exhibit production costs, repairs and travel cost.

	FY 2016	FY 2017	FY 2018
Sources			
Beginning Balance	867.7	884.0	816.1
Revenues	Arizona Historical Society 547.4	432.0	451.0
Sources Total	1,415.1	1,316.0	1,267.1
Uses			
Non-Appropriated Expenditures Arizona Historical Society	531.1	499.9	468.4
Uses Total	531.1	499.9	468.4
Statewide Donations Fund Ending Balance	884.0	816.1	798.7

Fund Balances and Description Table for All Non-General Funds

Fund Number 2025HSA Statewide Donations Fund

Link To Flow Chart

A.R.S. § 35-142

Revenues generated through donations from State employees and through Employee Recognition fund raising events, and used to recognize outstanding employee performance and to conduct events that enhance the morale of the agency.

	FY 2016	FY 2017	FY 2018
Sources			
Beginning Balance	0.0	0.2	1.8
Revenues	Department of Health Services	3.3	3.3
	Sources Total	3.3	5.1
Uses			
Non-Appropriated Expenditures	Department of Health Services	3.1	1.7
	Uses Total	3.1	1.7
	Statewide Donations Fund Ending Balance	0.2	3.4

Fund Number 2025IAA Statewide Donations Fund

Link To Flow Chart

A.R.S. § 35-142

Revenues come from donations and charges for booth space at Indian Nations and Tribes Legislative Day. This fund is used to implement internal operations and forums for the American Indian people to impart their knowledge on statewide issues.

	FY 2016	FY 2017	FY 2018
Sources			
Beginning Balance	10.2	5.2	5.2
Revenues	Governor's Office on Tribal Relations	16.0	13.5
	Sources Total	26.2	18.7
Uses			
Non-Appropriated Expenditures	Governor's Office on Tribal Relations	21.0	13.5
	Uses Total	21.0	13.5
	Statewide Donations Fund Ending Balance	5.2	5.2

Fund Balances and Description Table for All Non-General Funds

Fund Number 2025MEA Statewide Donations Fund

Link To Flow Chart

A.R.S. § 35-142

Revenues to this fund are donations to the Arizona Medical Board and are administered by the Arizona Medical Board.

	FY 2016	FY 2017	FY 2018
Sources			
Beginning Balance	0.0	0.0	10.0
Revenues Medical Board	0.0	10.0	0.0
Sources Total	0.0	10.0	10.0
Uses			
Non-Appropriated Expenditures Medical Board	0.0	0.0	10.0
Uses Total	0.0	0.0	10.0
Statewide Donations Fund Ending Balance	0.0	10.0	0.0

Fund Number 2025WCA Statewide Donations Fund

Link To Flow Chart

A.R.S. § 35-142

Revenues to the fund are from employee and other private donations raised through fundraising coordinated through the Department. The funds are used for morale-building efforts in the Department.

	FY 2016	FY 2017	FY 2018
Sources			
Beginning Balance	187.7	159.6	149.6
Revenues Department of Water Resources	132.1	0.0	0.0
Sources Total	319.8	159.6	149.6
Uses			
Non-Appropriated Expenditures Department of Water Resources	160.2	10.0	10.0
Uses Total	160.2	10.0	10.0
Statewide Donations Fund Ending Balance	159.6	149.6	139.6

Fund Balances and Description Table for All Non-General Funds

Fund Number 2026	Funeral Directors and Embalmers Fund			
<i>Link To Flow Chart</i>	A.R.S. § 32-1308			
	The fund receives revenues from application, license and renewal fees for use in regulating funeral directors, embalmers, funeral homes, and crematories.			
			<u>FY 2016</u>	<u>FY 2017</u>
				<u>FY 2018</u>
Sources				
Beginning Balance			381.6	418.4
Revenues	Board of Funeral Directors & Embalmers		374.9	380.6
		Sources Total	756.5	799.0
				809.5
Uses				
Operating Expenditures/Appropriations	Board of Funeral Directors & Embalmers		338.1	373.3
		Uses Total	338.1	373.3
				373.3
	Funeral Directors and Embalmers Fund Ending Balance		418.4	425.7
				436.2

Fund Number 2026HIA	Non Expendable Trust Fund			
<i>Link To Flow Chart</i>	A.R.S. § 35-142			
	This trust fund holds donations limited by specific donor intent. The use of these funds is restricted based on the donor's intent, including the use of the fund balance. Only the interest earned by the fund each year can be expended, per donor restrictions.			
			<u>FY 2016</u>	<u>FY 2017</u>
				<u>FY 2018</u>
Sources				
Beginning Balance			186.1	157.1
Revenues	Arizona Historical Society		0.4	0.3
		Sources Total	186.5	157.4
				133.6
Uses				
Non-Appropriated Expenditures	Arizona Historical Society		29.4	24.0
		Uses Total	29.4	24.0
				18.0
	Non Expendable Trust Fund Ending Balance		157.1	133.4
				115.6

Fund Balances and Description Table for All Non-General Funds

Fund Number 2027

Game and Fish Fund

Link To Flow Chart

A.R.S. § 17-261

Revenues are received from the sale of licenses, stamps, and other services of the Department, other than those provided at shooting ranges, and are used for any activity of the Game and Fish Commission.

		<u>FY 2016</u>	<u>FY 2017</u>	<u>FY 2018</u>
Sources				
Beginning Balance		15,050.1	17,551.7	15,164.1
Revenues	Game & Fish Department	34,195.0	33,300.0	33,300.0
	Sources Total	49,245.1	50,851.7	48,464.1
Uses				
Operating Expenditures/Appropriations	Game & Fish Department	31,788.9	35,687.6	36,173.3
Operating Expenditures/Appropriations	Capital Projects	0.0	0.0	450.0
Administrative Adjustments	Game & Fish Department	(95.5)	0.0	0.0
Risk Management Adjustment	Game & Fish Department	0.0	0.0	(14.2)
Retirement Adjustment	Game & Fish Department	0.0	0.0	626.8
	Uses Total	31,693.4	35,687.6	37,235.9
	Game and Fish Fund Ending Balance	17,551.7	15,164.1	11,228.2

Fund Number 2028

Game and Fish Federal Revolving Fund

Link To Flow Chart

A.R.S. § 17-406

Monies received from the Federal Dingell-Johnson/Pitman-Robertson grants (sportfish and wildlife restoration), U.S. Coast Guard, Endangered Species programs, and other federal grants and from state appropriations are used for sportfish management, hunter safety, wildlife conservation, and boating safety.

		<u>FY 2016</u>	<u>FY 2017</u>	<u>FY 2018</u>
Sources				
Beginning Balance		0.0	5,798.5	252.0
Revenues	Game & Fish Department	48,289.6	42,656.8	39,455.9
	Sources Total	48,289.6	48,455.3	39,707.9
Uses				
Non-Appropriated Expenditures	Game & Fish Department	42,491.1	45,890.3	44,050.2
Prior Committed or Obligated Expenditures	Game & Fish Department	0.0	2,313.0	0.0
Retirement Adjustment	Game & Fish Department	0.0	0.0	14.7
	Uses Total	42,491.1	48,203.3	44,064.9
	Game and Fish Federal Revolving Fund Ending Balance	5,798.5	252.0	(4,357.0)

Fund Balances and Description Table for All Non-General Funds

Fund Number 2029DTA ADOT-Maricopa-reg-aria Road Fund

Link To Flow Chart

A.R.S. § 28-6302

This fund is a special revenue fund that receives Maricopa County Transportation Excise Tax monies that are used for the construction of certain state highways and arterial streets within Maricopa County.

	FY 2016	FY 2017	FY 2018
Sources			
Beginning Balance	437,642.4	388,314.2	79,294.8
Revenues	Department of Transportation 565,810.6	423,174.5	487,962.5
Sources Total	1,003,453.0	811,488.7	567,257.3
Uses			
Non-Appropriated Expenditures	Department of Transportation 615,138.8	732,193.9	484,040.0
Uses Total	615,138.8	732,193.9	484,040.0
ADOT-Maricopa-reg-aria Road Fund Ending Balance	388,314.2	79,294.8	83,217.3

Fund Number 2029GFA Wildlife Conservation Enterprise Fund

Link To Flow Chart

A.R.S. §28-6302

This fund is a special revenue fund that receives Maricopa County Transportation Excise Tax monies that are used for the construction of certain state highways and arterial streets within Maricopa County.

	FY 2016	FY 2017	FY 2018
Sources			
Beginning Balance	0.0	(122.0)	17.2
Revenues	Game & Fish Department 620.1	664.4	525.1
Sources Total	620.1	542.4	542.3
Uses			
Non-Appropriated Expenditures	Game & Fish Department 742.1	525.2	525.2
Uses Total	742.1	525.2	525.2
Wildlife Conservation Enterprise Fund Ending Balance	(122.0)	17.2	17.1

Fund Balances and Description Table for All Non-General Funds

Fund Number 2030

State Highway Fund

Link To Flow Chart

A.R.S. § 28-6991

Monies in the fund consist of statutory transfers from the Highway User Revenue Fund, Federal grants, and miscellaneous fees. The State Highway Fund supports the Department of Transportation's administration and costs of engineering, construction, and maintenance of state highways and parts of highways forming state routes, and law enforcement on state highways.

		FY 2016	FY 2017	FY 2018
Sources				
Beginning Balance		473,551.0	426,524.9	394,215.5
Revenues	Department of Public Safety	7,169.4	7,301.8	7,301.8
Revenues	Department of Transportation	1,136,950.0	1,276,141.5	1,352,276.9
	Sources Total	1,617,670.4	1,709,968.2	1,753,794.2
Uses				
Operating Expenditures/Appropriations	Department of Transportation	469,237.3	348,128.3	356,923.1
Operating Expenditures/Appropriations	Department of Public Safety	7,273.2	7,301.8	7,301.8
Operating Expenditures/Appropriations	Capital Projects	0.0	0.0	9,820.1
Capital Expenditures/Appropriations	Department of Transportation	147,148.4	117,400.0	0.0
Administrative Adjustments	Department of Transportation	3.5	0.0	0.0
Administrative Adjustments	Department of Public Safety	(103.8)	0.0	0.0
Expenditure/Reserve for Prior Appropriations	Department of Transportation	0.0	10,677.7	0.0
Non-Appropriated Expenditures	Department of Transportation	567,586.9	832,244.9	835,502.9
Risk Management Adjustment	Department of Public Safety	0.0	0.0	2.8
Risk Management Adjustment	Department of Transportation	0.0	0.0	(793.6)
Retirement Adjustment	Department of Public Safety	0.0	0.0	279.1
Retirement Adjustment	Department of Transportation	0.0	0.0	28.9
	Uses Total	1,191,145.5	1,315,752.7	1,209,065.1
	State Highway Fund Ending Balance	426,524.9	394,215.5	544,729.1

Fund Balances and Description Table for All Non-General Funds

Fund Number 2031

Arizona Highways Magazine Fund

[Link To Flow Chart](#)

A.R.S. § 28-7315

Primary revenues consists of receipts generated from sales of the Arizona Highways Magazine. The fund provides for the production and sales of subscriptions, maps, pamphlets, etc.

		<u>FY 2016</u>	<u>FY 2017</u>	<u>FY 2018</u>
Sources				
Beginning Balance		3,615.2	3,594.9	3,500.7
Revenues	Department of Transportation	4,634.6	4,668.6	4,548.7
Sources Total		8,249.8	8,263.5	8,049.4
Uses				
Non-Appropriated Expenditures	Department of Transportation	4,654.9	4,762.8	4,880.2
Retirement Adjustment	Department of Transportation	0.0	0.0	0.2
Uses Total		4,654.9	4,762.8	4,880.4
Arizona Highways Magazine Fund Ending Balance		3,594.9	3,500.7	3,169.0

Fund Number 2032

Arizona Highways Patrol Fund

[Link To Flow Chart](#)

A.R.S. § 41-1752

Revenues consist of a 0.43% insurance premium tax, towing impound hearing fees, and other miscellaneous fees and are used to fund operations at the Department of Public Safety.

		<u>FY 2016</u>	<u>FY 2017</u>	<u>FY 2018</u>
Sources				
Beginning Balance		11,134.2	7,774.4	5,586.6
Revenues	Department of Public Safety	21,925.3	21,925.3	21,925.3
Sources Total		33,059.5	29,699.7	27,511.9
Uses				
Operating Expenditures/Appropriations	Department of Public Safety	20,397.1	24,113.1	24,113.1
Administrative Adjustments	Department of Public Safety	(280.2)	0.0	0.0
Legislative Fund Transfers	Department of Public Safety	5,168.2	0.0	0.0
Risk Management Adjustment	Department of Public Safety	0.0	0.0	7.0
Retirement Adjustment	Department of Public Safety	0.0	0.0	879.7
Uses Total		25,285.1	24,113.1	24,999.8
Arizona Highways Patrol Fund Ending Balance		7,774.4	5,586.6	2,512.1

Fund Balances and Description Table for All Non-General Funds

Fund Number 2034 Insurance Examiners Revolving Fund

Link To Flow Chart

A.R.S. § 20-159

Revenues from invoices to insurers and other regulated entities are used to pay expenses associated with examining the affairs, transactions, accounts, records, and assets of the insurers and regulated entities.

		FY 2016	FY 2017	FY 2018
Sources				
Beginning Balance		1,650.7	1,700.3	1,740.4
Revenues	Department of Insurance	4,397.4	4,200.0	4,200.0
	Sources Total	6,048.1	5,900.3	5,940.4
Uses				
Non-Appropriated Expenditures	Department of Insurance	4,347.8	4,159.9	4,159.9
Retirement Adjustment	Department of Insurance	0.0	0.0	0.2
	Uses Total	4,347.8	4,159.9	4,160.1
	Insurance Examiners Revolving Fund Ending Balance	1,700.3	1,740.4	1,780.3

Fund Number 2036 Land and Water Conservation and Recreation Development Fund

Link To Flow Chart

A.R.S. § 17-267

The fund is designed to pay for recreation benefits in connection with the fish and wildlife restoration projects. The fund is subject to legislative appropriation.

		FY 2016	FY 2017	FY 2018
Sources				
Beginning Balance		31.6	32.1	32.1
Revenues	Game & Fish Department	0.3	0.0	0.0
	Sources Total	31.9	32.1	32.1
Uses				
Administrative Adjustments	Game & Fish Department	(0.2)	0.0	0.0
	Uses Total	(0.2)	0.0	0.0
	Land and Water Conservation and Recreation Development Fund Ending Balance	32.1	32.1	32.1

Fund Balances and Description Table for All Non-General Funds

Fund Number 2037

County Fairs, Livestock and Agricultural Promotion Fund

[Link To Flow Chart](#)

A.R.S. § 5-113C

Revenues include the sale of abandoned property for the use of promoting Arizona's livestock and agricultural resources as well as conducting an annual Livestock Fair at the Coliseum and Exposition Center.

		FY 2016	FY 2017	FY 2018
Sources				
Beginning Balance		275.3	273.2	279.3
Revenues	Office of the Governor	1,779.5	1,779.5	1,779.5
Sources Total		2,054.8	2,052.7	2,058.8
Uses				
Non-Appropriated Expenditures	Office of the Governor	1,781.6	1,773.4	1,773.4
Uses Total		1,781.6	1,773.4	1,773.4
County Fairs, Livestock and Agricultural Promotion Fund Ending Balance		273.2	279.3	285.4

Fund Number 2038

Medical Examiners Board Fund

[Link To Flow Chart](#)

A.R.S. § 32-1406

Funds are used to license, regulate, and conduct examinations of medical doctors and physician's assistants. Revenues are provided by the monies collected by the Board from the examination and licensing of physicians and physician assistants.

		FY 2016	FY 2017	FY 2018
Sources				
Beginning Balance		5,606.1	5,706.0	5,616.0
Revenues	Medical Board	6,692.7	6,785.9	6,888.0
Sources Total		12,298.8	12,491.9	12,504.0
Uses				
Operating Expenditures/Appropriations	Medical Board	6,472.3	6,463.6	6,784.0
Administrative Adjustments	Medical Board	120.5	68.8	0.0
Expenditure/Reserve for Prior Appropriations	Medical Board	0.0	343.5	0.0
Risk Management Adjustment	Medical Board	0.0	0.0	2.9
Retirement Adjustment	Medical Board	0.0	0.0	0.6
Uses Total		6,592.8	6,875.9	6,787.5
Medical Examiners Board Fund Ending Balance		5,706.0	5,616.0	5,716.5

Fund Balances and Description Table for All Non-General Funds

Fund Number 2041 Homeopathic Medical Examiners Fund

Link To Flow Chart

A.R.S. § 32-2906

Revenues are the fees, fines, and other revenue received by the Board. Funds are used to license and regulate medical physicians who practice homeopathy.

		FY 2016	FY 2017	FY 2018
Sources				
Beginning Balance		6.7	8.9	(14.2)
Revenues	Board of Homeopathic Medical Examiners	76.5	79.9	79.9
Sources Total		83.2	88.8	65.7
Uses				
Operating Expenditures/Appropriations	Board of Homeopathic Medical Examiners	74.3	103.0	87.3
Uses Total		74.3	103.0	87.3
Homeopathic Medical Examiners Fund Ending Balance		8.9	(14.2)	(21.6)

Note: The Board has seen a steadily decreasing number of licensees since 2007, which has caused a sharp decline in revenues. The Board will take the necessary steps to ensure that expenditures remain in line with available funding.

Fund Number 2042 Naturopathic Board Fund

Link To Flow Chart

A.R.S. § 32-1505

Revenues are from the fees, fines, and other revenues received by the Board, and are used to license and regulate physicians and medical assistants who practice naturopathy, certify physicians to dispense natural remedies, and accredit and approve naturopathic medical schools.

		FY 2016	FY 2017	FY 2018
Sources				
Beginning Balance		530.0	709.4	868.3
Revenues	Naturopathic Physicians Board of Medical Examiners	343.1	343.1	343.1
Sources Total		873.1	1,052.5	1,211.4
Uses				
Operating Expenditures/Appropriations	Naturopathic Physicians Board of Medical Examiners	163.7	184.2	180.2
Risk Management Adjustment	Naturopathic Physicians Board of Medical Examiners	0.0	0.0	0.2
Uses Total		163.7	184.2	180.4
Naturopathic Board Fund Ending Balance		709.4	868.3	1,031.0

Fund Balances and Description Table for All Non-General Funds

Fund Number 2043 Nursing Care Institution Admin/ACHMC Fund

Link To Flow Chart

A.R.S. § 36-446.08

The Board receives revenue from applicants, licensees, and certificate holders. These funds support all of the Board's operational costs.

		FY 2016	FY 2017	FY 2018
Sources				
Beginning Balance		315.1	303.9	333.3
Revenues	Nursing Care Ins. Admin. Examiners	368.3	474.8	384.2
	Sources Total	683.4	778.7	717.5
Uses				
Operating Expenditures/Appropriations	Nursing Care Ins. Admin. Examiners	379.5	445.4	445.4
Risk Management Adjustment	Nursing Care Ins. Admin. Examiners	0.0	0.0	0.1
	Uses Total	379.5	445.4	445.5
	Nursing Care Institution Admin/ACHMC Fund Ending Balance	303.9	333.3	272.0

Fund Number 2044 Nursing Board Fund

Link To Flow Chart

A.R.S. § 32-1611

Revenues for this fund are generated from fees charged for licensing RN/LPNs and certifying CNAs. The fund is used to pay for the licensing and registration of these professions.

		FY 2016	FY 2017	FY 2018
Sources				
Beginning Balance		3,178.8	3,717.0	3,518.8
Revenues	Board of Nursing	5,240.0	4,586.6	4,586.6
	Sources Total	8,418.8	8,303.6	8,105.4
Uses				
Operating Expenditures/Appropriations	Board of Nursing	4,701.8	4,784.8	4,804.8
Risk Management Adjustment	Board of Nursing	0.0	0.0	(2.8)
Retirement Adjustment	Board of Nursing	0.0	0.0	0.6
	Uses Total	4,701.8	4,784.8	4,802.6
	Nursing Board Fund Ending Balance	3,717.0	3,518.8	3,302.8

Fund Balances and Description Table for All Non-General Funds

Fund Number 2046

Dispensing Opticians Board Fund

Link To Flow Chart

A.R.S. § 32-1686

Revenues are the fees, fines, and other revenue received by the Board. Funds are used to license and regulate optical establishments and opticians.

		<u>FY 2016</u>	<u>FY 2017</u>	<u>FY 2018</u>
Sources				
Beginning Balance		249.6	285.0	316.8
Revenues	Board of Dispensing Opticians	171.8	171.8	174.0
	Sources Total	421.4	456.8	490.8
Uses				
Operating Expenditures/Appropriations	Board of Dispensing Opticians	119.4	140.0	164.0
Administrative Adjustments	Board of Dispensing Opticians	17.0	0.0	0.0
	Uses Total	136.4	140.0	164.0
	Dispensing Opticians Board Fund Ending Balance	285.0	316.8	326.8

Fund Balances and Description Table for All Non-General Funds

Fund Number 2047 Telecommunication Fund for the Deaf Fund

Link To Flow Chart

A.R.S. § 36-1947

A 1.1% tax is levied on the gross income derived from providing exchange access services which connect landline phones to local telecommunications networks. Revenues are used to provide telecommunication devices and services for the Deaf, Hard of Hearing, Deaf Blind, and persons with speech difficulties. Revenues are also used to operate the Commission for the Deaf and the Hard of Hearing.

		FY 2016	FY 2017	FY 2018
Sources				
Beginning Balance		7,057.5	8,126.0	8,285.8
Revenues	Commission for the Deaf and the Hard of Hearing	4,718.9	4,719.3	4,718.3
	Sources Total	11,776.4	12,845.3	13,004.1
Uses				
Operating Expenditures/Appropriations	Legislative Council	0.0	250.0	0.0
Operating Expenditures/Appropriations	Commission for the Deaf and the Hard of Hearing	3,302.4	4,309.5	4,604.3
Administrative Adjustments	Commission for the Deaf and the Hard of Hearing	154.2	0.0	0.0
Expenditure/Reserve for Prior Appropriations	Commission for the Deaf and the Hard of Hearing	193.8	0.0	0.0
Risk Management Adjustment	Commission for the Deaf and the Hard of Hearing	0.0	0.0	0.5
Retirement Adjustment	Commission for the Deaf and the Hard of Hearing	0.0	0.0	0.2
	Uses Total	3,650.4	4,559.5	4,605.0
Telecommunication Fund for the Deaf Fund Ending Balance		8,126.0	8,285.8	8,399.1

Fund Balances and Description Table for All Non-General Funds

Fund Number 2048

Osteopathic Examiners Board Fund

[Link To Flow Chart](#)

A.R.S. § 32-1805

Revenues are the fees, fines, and other revenue received by the Board. Funds are used to license and regulate medical physicians who practice osteopathic medicine. Licensure renewal occurs on a biennial basis.

		<u>FY 2016</u>	<u>FY 2017</u>	<u>FY 2018</u>
Sources				
Beginning Balance		1,508.3	1,709.3	1,670.3
Revenues	Board of Osteopathic Examiners	976.2	921.5	921.6
Sources Total		2,484.5	2,630.8	2,591.9
Uses				
Operating Expenditures/Appropriations	Board of Osteopathic Examiners	756.2	940.5	905.5
Administrative Adjustments	Board of Osteopathic Examiners	19.0	20.0	0.0
Risk Management Adjustment	Board of Osteopathic Examiners	0.0	0.0	0.1
Retirement Adjustment	Board of Osteopathic Examiners	0.0	0.0	0.1
Uses Total		775.2	960.5	905.7
Osteopathic Examiners Board Fund Ending Balance		1,709.3	1,670.3	1,686.2

Fund Number 2049

DPS Peace Officers Training Fund

[Link To Flow Chart](#)

A.R.S. § 41-1825

The fund receives 16.64% of Criminal Justice Enhancement Fund revenues. The monies are for training costs, including the operation of the Arizona Law Enforcement Officers Academy, and grants to state agencies, cities and towns, and counties for training law enforcement officers.

		<u>FY 2016</u>	<u>FY 2017</u>	<u>FY 2018</u>
Sources				
Beginning Balance		1,151.2	1,192.1	655.0
Revenues	Department of Public Safety	6,632.3	5,877.4	5,701.1
Sources Total		7,783.5	7,069.5	6,356.1
Uses				
Non-Appropriated Expenditures	Department of Public Safety	6,591.4	6,414.5	6,414.5
Risk Management Adjustment	Department of Public Safety	0.0	0.0	0.7
Retirement Adjustment	Department of Public Safety	0.0	0.0	0.3
Uses Total		6,591.4	6,414.5	6,415.5
DPS Peace Officers Training Fund Ending Balance		1,192.1	655.0	(59.4)

Note: CJEF revenue has significantly declined in the last eight years, declining another 5% from FY 2015 to FY 2016. The Executive recommends keeping the appropriation the same in the event CJEF revenues increase.

Fund Balances and Description Table for All Non-General Funds

Fund Number 2050 Pest Management Fund

Link To Flow Chart

A.R.S. § 32-2305

Funds are used to license and regulate professional pest control companies and conduct examinations of applicators of structural pesticides. Fees are collected for Termite Action Report Forms, certification, and licensing.

		FY 2016	FY 2017	FY 2018
Sources				
Beginning Balance		2,684.4	2,665.2	2,622.4
Revenues	Office of Pest Management	1,355.8	(2,662.3)	0.0
Revenues	Department of Agriculture	0.0	4,202.3	1,540.0
Sources Total		4,040.2	4,205.2	4,162.4
Uses				
Operating Expenditures/Appropriations	Office of Pest Management	1,373.6	0.0	0.0
Administrative Adjustments	Office of Pest Management	1.4	2.8	0.0
Non-Appropriated Expenditures	Department of Agriculture	0.0	1,580.0	1,580.0
Risk Management Adjustment	Office of Pest Management	0.0	0.0	0.5
Retirement Adjustment	Department of Agriculture	0.0	0.0	0.2
Uses Total		1,375.0	1,582.8	1,580.7
Pest Management Fund Ending Balance		2,665.2	2,622.4	2,581.7

Fund Number 2051 Pesticide Fund

Link To Flow Chart

A.R.S. § 3-350

Revenues are received from registration fees on pesticides that are distributed in the state and are used to regulate pesticide handlers and to enforce pesticide labeling and use laws.

		FY 2016	FY 2017	FY 2018
Sources				
Beginning Balance		452.7	479.7	553.6
Revenues	Department of Agriculture	446.0	469.0	395.0
Sources Total		898.7	948.7	948.6
Uses				
Non-Appropriated Expenditures	Department of Agriculture	419.0	395.1	395.1
Uses Total		419.0	395.1	395.1
Pesticide Fund Ending Balance		479.7	553.6	553.5

Fund Balances and Description Table for All Non-General Funds

Fund Number 2052PMA Pharmacy Board Fund

Link To Flow Chart

A.R.S. § 32-1907

Revenues are generated through licensee, permittee, and examination fees. Funds are used to license, regulate, and conduct examinations of pharmacists and issue permits to distributors of approved medications. Up to \$1.0 million can be transferred annually to the University of Arizona Poison Information Center. Up to \$395,795 can be transferred annually to the Controlled Substance Prescription Drug Monitoring Program.

		FY 2016	FY 2017	FY 2018
Sources				
Beginning Balance		3,893.1	4,539.9	5,089.7
Revenues	Board of Pharmacy	3,305.8	3,305.8	3,306.0
Sources Total		7,198.9	7,845.7	8,395.7
Uses				
Operating Expenditures/Appropriations	Board of Pharmacy	2,066.6	2,135.2	2,258.2
Administrative Adjustments	Board of Pharmacy	71.6	25.0	0.0
Non-Appropriated Expenditures	Board of Pharmacy	520.8	595.8	595.8
Risk Management Adjustment	Board of Pharmacy	0.0	0.0	(3.4)
Retirement Adjustment	Board of Pharmacy	0.0	0.0	0.2
Uses Total		2,659.0	2,756.0	2,850.8
Pharmacy Board Fund Ending Balance		4,539.9	5,089.7	5,544.9

Fund Number 2053 Physical Therapy Fund

Link To Flow Chart

A.R.S. § 32-2004

Revenues are from the fees, fines and other revenues received by the Board. They are used to license and regulate physical therapists and physical therapy assistants.

		FY 2016	FY 2017	FY 2018
Sources				
Beginning Balance		924.3	638.9	1,005.4
Revenues	Board of Physical Therapy Examiners	154.5	851.6	132.2
Sources Total		1,078.8	1,490.5	1,137.6
Uses				
Operating Expenditures/Appropriations	Board of Physical Therapy Examiners	438.7	484.2	448.2
Administrative Adjustments	Board of Physical Therapy Examiners	1.2	0.9	0.0
Risk Management Adjustment	Board of Physical Therapy Examiners	0.0	0.0	0.2
Uses Total		439.9	485.1	448.4
Physical Therapy Fund Ending Balance		638.9	1,005.4	689.2

Fund Balances and Description Table for All Non-General Funds

Fund Number 2054 Agriculture Dangerous Plants Fund

Link To Flow Chart

A.R.S. § 3-214.01

Revenues consist of reimbursements for cotton abatement expenses incurred by the Department. Funds are used to control, suppress, and/or eradicate noxious weeds and plant pests and diseases.

	<u>FY 2016</u>	<u>FY 2017</u>	<u>FY 2018</u>
Sources			
Beginning Balance	77.5	107.3	105.3
Revenues Department of Agriculture	70.1	65.5	65.5
Sources Total	147.6	172.8	170.8
Uses			
Non-Appropriated Expenditures Department of Agriculture	40.3	67.5	67.5
Uses Total	40.3	67.5	67.5
Agriculture Dangerous Plants Fund Ending Balance	107.3	105.3	103.3

Fund Number 2055POA Podiatry Examiners Board Fund

Link To Flow Chart

A.R.S. § 32-806

Revenues are from the fees, fines, and other revenues received by the Board of Podiatry Examiners, and are used to license and regulate podiatrists.

	<u>FY 2016</u>	<u>FY 2017</u>	<u>FY 2018</u>
Sources			
Beginning Balance	155.7	177.7	174.2
Revenues Board of Podiatry Examiners	149.9	149.9	149.9
Sources Total	305.6	327.6	324.1
Uses			
Operating Board of Podiatry Examiners Expenditures/Appropriations	118.6	148.4	172.4
Administrative Adjustments Board of Podiatry Examiners	9.3	5.0	0.0
Uses Total	127.9	153.4	172.4
Podiatry Examiners Board Fund Ending Balance	177.7	174.2	151.7

Fund Balances and Description Table for All Non-General Funds

Fund Number 2056 Private Postsecondary Education Fund

Link To Flow Chart

A.R.S. § 32-3004

Revenues from annual license filing fees paid by private postsecondary education institutions that are based on each institution's gross tuition revenues. License fees are used to support the regulatory activities of the Board.

		FY 2016	FY 2017	FY 2018
Sources				
Beginning Balance		887.1	364.1	420.0
Revenues	Board for Private Postsecondary Education	473.2	452.0	462.0
	Sources Total	1,360.3	816.1	882.0
Uses				
Operating Expenditures/Appropriations	Board for Private Postsecondary Education	996.2	396.1	486.9
Risk Management Adjustment	Board for Private Postsecondary Education	0.0	0.0	0.1
	Uses Total	996.2	396.1	487.0
	Private Postsecondary Education Fund Ending Balance	364.1	420.0	395.0

Fund Number 2057 Prosecuting Attorney Council Fund

Link To Flow Chart

A.R.S. § 41-1830

Revenues are derived from 3.03 percent of the court penalty assessments deposited into the Criminal Justice Enhancement Fund. Other revenues may include contributions, grants, donations, or other financial assistance from individuals or organizations having an interest in prosecution training. Monies are used for costs of training, technical assistance for prosecuting attorneys of the state and any political subdivisions, and for the operation of the Arizona Prosecuting Attorneys' Advisory Council.

		FY 2016	FY 2017	FY 2018
Sources				
Beginning Balance		6.9	1.1	16.8
Revenues	Attorney General - Department of Law	1,124.6	1,079.6	1,047.2
	Sources Total	1,131.5	1,080.7	1,064.0
Uses				
Non-Appropriated Expenditures	Attorney General - Department of Law	1,130.4	1,063.9	1,063.9
	Uses Total	1,130.4	1,063.9	1,063.9
	Prosecuting Attorney Council Fund Ending Balance	1.1	16.8	0.1

Fund Balances and Description Table for All Non-General Funds

Fund Number 2058 Psychologist Examiners Board Fund

Link To Flow Chart

A.R.S. § 32-2065

Revenue is derived from applications for licensure, original licensing fees, the biennial renewal of licenses, the verification of licenses, and publication and reproduction fees. The Fund is used to license and regulate professionals in the field of psychology and behavior analysis in Arizona.

		FY 2016	FY 2017	FY 2018
Sources				
Beginning Balance		1,108.6	824.7	877.9
Revenues	Board of Psychologist Examiners	131.4	528.6	528.6
Sources Total		1,240.0	1,353.3	1,406.5
Uses				
Operating Expenditures/Appropriations	Board of Psychologist Examiners	415.3	475.4	555.5
Risk Management Adjustment	Board of Psychologist Examiners	0.0	0.0	1.5
Uses Total		415.3	475.4	557.0
Psychologist Examiners Board Fund Ending Balance		824.7	877.9	849.5

Fund Number 2060 Automobile Theft Authority Fund

Link To Flow Chart

A.R.S. § 41-3451

Revenues include a semi-annual fee of fifty cents per vehicle insured under a motor vehicle liability insurance policy issued by the insurer. Funds are used to provide financial support to law enforcement and prosecution agencies for motor vehicle theft prosecution and prevention programs.

		FY 2016	FY 2017	FY 2018
Sources				
Beginning Balance		2,645.7	3,719.2	1,444.7
Revenues	Automobile Theft Authority	6,173.7	6,021.0	6,141.4
Revenues	Department of Public Safety	0.0	3,000.0	0.0
Sources Total		8,819.4	12,740.2	7,586.1
Uses				
Operating Expenditures/Appropriations	Automobile Theft Authority	5,099.5	5,295.5	6,495.5
Operating Expenditures/Appropriations	Department of Public Safety	0.0	3,000.0	0.0
Administrative Adjustments	Automobile Theft Authority	0.7	0.0	0.0
Legislative Fund Transfers	Automobile Theft Authority	0.0	3,000.0	0.0
Risk Management Adjustment	Automobile Theft Authority	0.0	0.0	0.2
Retirement Adjustment	Automobile Theft Authority	0.0	0.0	0.1
Uses Total		5,100.2	11,295.5	6,495.8
Automobile Theft Authority Fund Ending Balance		3,719.2	1,444.7	1,090.3

Fund Balances and Description Table for All Non-General Funds

Fund Number 2061 State Radiologic Technologist Certification Fund

Link To Flow Chart

A.R.S. § 32-2823

Funds are used to certify individuals who work in Arizona medical facilities and operate X-ray equipment and to adjudicate complaints. Revenues consist primarily of examination and licensing fees.

		FY 2016	FY 2017	FY 2018
Sources				
Beginning Balance		12.1	73.0	92.7
Revenues	Radiation Regulatory Agency	291.3	291.3	291.3
	Sources Total	303.4	364.3	384.0
Uses				
Operating Expenditures/Appropriations	Radiation Regulatory Agency	230.4	271.6	271.6
Risk Management Adjustment	Radiation Regulatory Agency	0.0	0.0	(0.2)
	Uses Total	230.4	271.6	271.4
State Radiologic Technologist Certification Fund Ending Balance		73.0	92.7	112.6

Fund Number 2062 Game and Fish Conservation Dev Fund

Link To Flow Chart

A.R.S. § 17-282

Repository for surcharge collections from the sale of hunting and fishing licenses, trout stamps, and from combination fishing/hunting licenses. Monies are transferred to the Capital Improvement Fund to be used to acquire, maintain, or renovate the Department's facilities.

		FY 2016	FY 2017	FY 2018
Sources				
Beginning Balance		1,909.1	1,946.8	2,049.4
Revenues	Game & Fish Department	1,269.1	1,110.0	1,110.0
	Sources Total	3,178.2	3,056.8	3,159.4
Uses				
Non-Appropriated Expenditures	Game & Fish Department	1,231.4	1,007.4	1,007.4
	Uses Total	1,231.4	1,007.4	1,007.4
Game and Fish Conservation Dev Fund Ending Balance		1,946.8	2,049.4	2,152.0

Fund Balances and Description Table for All Non-General Funds

Fund Number 2064

Agriculture Seed Law Fund

Link To Flow Chart

A.R.S. § 3-234(A)

Revenues from license fees on seed dealers and labelers are used to enforce seed sale and labeling laws.

		<u>FY 2016</u>	<u>FY 2017</u>	<u>FY 2018</u>
Sources				
Beginning Balance		124.8	180.0	214.9
Revenues	Department of Agriculture	111.7	88.8	88.8
	Sources Total	236.5	268.8	303.7
Uses				
Non-Appropriated Expenditures	Department of Agriculture	56.5	53.9	53.9
	Uses Total	56.5	53.9	53.9
	Agriculture Seed Law Fund Ending Balance	180.0	214.9	249.8

Fund Number 2065

Livestock Custody Fund

Link To Flow Chart

A.R.S. § 3-1377

Revenues include reimbursements to the Department of Agriculture for expenses incurred in the handling, feeding, care, and auctioning of livestock that are stray or seized. Funds are used for costs associated with the seizure of livestock when ownership is questionable.

		<u>FY 2016</u>	<u>FY 2017</u>	<u>FY 2018</u>
Sources				
Beginning Balance		261.4	279.4	175.0
Revenues	Department of Agriculture	53.4	70.5	70.5
	Sources Total	314.8	349.9	245.5
Uses				
Non-Appropriated Expenditures	Department of Agriculture	35.4	174.9	174.9
	Uses Total	35.4	174.9	174.9
	Livestock Custody Fund Ending Balance	279.4	175.0	70.6

Fund Balances and Description Table for All Non-General Funds

Fund Number 2066

[Link To Flow Chart](#)

Special Administration Fund

A.R.S. § 23-705

Comprised of late fees charged to an employer for failure to file quarterly contribution and wage reports on time. The funds are expended in support of the Department's Jobs Program to assist Cash Assistance recipients in finding work. The funds are also expended in the Unemployment Insurance (UI) Program to cover Department errors deemed not allowable under federal UI expenditure guidelines. Historically these costs to the UI program have been minimal.

		<u>FY 2016</u>	<u>FY 2017</u>	<u>FY 2018</u>
Sources				
Beginning Balance		10,281.7	7,053.0	4,129.4
Revenues	Department of Economic Security	4,193.4	3,899.8	3,626.8
	Sources Total	14,475.1	10,952.8	7,756.2
Uses				
Operating Expenditures/Appropriations	Department of Economic Security	2,485.7	5,528.7	2,928.7
Legislative Fund Transfers	Department of Economic Security	4,936.4	1,294.7	0.0
Retirement Adjustment	Department of Economic Security	0.0	0.0	0.4
	Uses Total	7,422.1	6,823.4	2,929.1
Special Administration Fund Ending Balance		7,053.0	4,129.4	4,827.1

Fund Number 2068

[Link To Flow Chart](#)

Attorney General CJEF Distributions Fund

A.R.S. § 41-2401

Revenues are from court penalty assessments that are deposited into the Criminal Justice Enhancement Fund. Of the assessments collected, the Attorney General receives 9.35 percent for allocation to county attorneys for the purpose of enhancing prosecutorial efforts.

		<u>FY 2016</u>	<u>FY 2017</u>	<u>FY 2018</u>
Sources				
Beginning Balance		722.4	755.9	427.9
Revenues	Attorney General - Department of Law	3,470.2	3,331.4	3,231.5
	Sources Total	4,192.6	4,087.3	3,659.4
Uses				
Non-Appropriated Expenditures	Attorney General - Department of Law	3,436.7	3,659.4	3,659.4
	Uses Total	3,436.7	3,659.4	3,659.4
Attorney General CJEF Distributions Fund Ending Balance		755.9	427.9	0.0

Fund Balances and Description Table for All Non-General Funds

Fund Number 2070

[Link To Flow Chart](#)

Technical Registration Board Fund

A.R.S. § 32-109

Funds are used to license, investigate, and conduct examinations of architects, assayers, engineers, geologists, land surveyors, and landscape architects. Revenues consist primarily of licensing fees.

		<u>FY 2016</u>	<u>FY 2017</u>	<u>FY 2018</u>
Sources				
Beginning Balance		2,180.3	2,849.6	2,673.0
Revenues	Board of Technical Registration	2,718.4	2,739.8	2,761.4
Sources Total		4,898.7	5,589.4	5,434.4
Uses				
Operating Expenditures/Appropriations	Board of Technical Registration	1,986.7	2,916.4	2,204.4
Administrative Adjustments	Board of Technical Registration	62.4	0.0	0.0
Risk Management Adjustment	Board of Technical Registration	0.0	0.0	0.6
Retirement Adjustment	Board of Technical Registration	0.0	0.0	0.2
Uses Total		2,049.1	2,916.4	2,205.2
Technical Registration Board Fund Ending Balance		2,849.6	2,673.0	3,229.2

Fund Number 2071

[Link To Flow Chart](#)

Transportation Department Equipment Fund

A.R.S. § 28-7006

Revenues are from other divisions renting vehicles and equipment, and are used to maintain and replace the agency's inventory of automobiles, trucks, heavy equipment, and other field equipment.

		<u>FY 2016</u>	<u>FY 2017</u>	<u>FY 2018</u>
Sources				
Beginning Balance		1,467.2	728.5	17.9
Revenues	Department of Transportation	24,182.2	22,764.0	22,514.0
Sources Total		25,649.4	23,492.5	22,531.9
Uses				
Operating Expenditures/Appropriations	Department of Transportation	16,805.1	18,474.6	18,474.6
Non-Appropriated Expenditures	Department of Transportation	8,115.8	5,000.0	4,055.6
Retirement Adjustment	Department of Transportation	0.0	0.0	1.7
Uses Total		24,920.9	23,474.6	22,531.9
Transportation Department Equipment Fund Ending Balance		728.5	17.9	0.0

Fund Balances and Description Table for All Non-General Funds

Fund Number 2071TEA Technical Registration Fund

Link To Flow Chart

ARS 32-109©

The fund's source is from the cost of investigations of violations of the Board's statutes and rules. The fund's uses are for the cost of investigating complaints of violations of the Board's statutes and rules.

		FY 2016	FY 2017	FY 2018
Sources				
Beginning Balance		222.6	350.0	113.5
Revenues	Board of Technical Registration	145.7	34.5	34.5
Sources Total		368.3	384.5	148.0
Uses				
Non-Appropriated Expenditures	Board of Technical Registration	18.3	11.2	11.2
Legislative Fund Transfers	Board of Technical Registration	0.0	259.8	0.0
Uses Total		18.3	271.0	11.2
Technical Registration Fund Ending Balance		350.0	113.5	136.8

Fund Number 2075 Supreme Court CJEF Disbursements Fund

Link To Flow Chart

A.R.S. § 12-116.01

Revenues are received from appropriations from the legislature and grants from public and private sources, usually from the Arizona Criminal Justice Commission's Drug and Gang Enforcement Account. It is used to enhance the ability of the courts to process criminal and delinquency cases, for programs designed to reduce juvenile crime, and to process drug offenses.

		FY 2016	FY 2017	FY 2018
Sources				
Beginning Balance		5,508.0	5,615.9	2,757.9
Revenues	Judiciary	8,333.6	6,942.4	6,702.3
Sources Total		13,841.6	12,558.3	9,460.2
Uses				
Operating Expenditures/Appropriations	Judiciary	6,274.2	9,800.4	9,800.4
Administrative Adjustments	Judiciary	53.9	0.0	0.0
Non-Appropriated Expenditures	Judiciary	1,247.6	0.0	0.0
Legislative Fund Transfers	Judiciary	650.0	0.0	0.0
Risk Management Adjustment	Judiciary	0.0	0.0	(11.3)
Retirement Adjustment	Judiciary	0.0	0.0	0.4
Uses Total		8,225.7	9,800.4	9,789.5
Supreme Court CJEF Disbursements Fund Ending Balance		5,615.9	2,757.9	(329.3)

Note: CJEF revenue has significantly declined in the last eight years, declining another 5% from FY 2015 to FY 2016. The Executive recommends keeping the appropriation the same in the event CJEF revenues increase.

Fund Balances and Description Table for All Non-General Funds

Fund Number 2076

Utility Siting Fund

[Link To Flow Chart](#)

A.R.S. § 40-360.09

Funds come from fees paid for applications to the Line Siting Committee for proposed and expanded power plants and transmission lines. Funds are used for costs incurred by the Line Siting Committee in connection with the activities of the Committee.

		FY 2016	FY 2017	FY 2018
Sources				
Beginning Balance		65.6	65.6	66.6
Revenues	Corporation Commission	10.9	1.0	0.0
Sources Total		76.5	66.6	66.6
Uses				
Non-Appropriated Expenditures	Corporation Commission	10.9	0.0	0.0
Uses Total		10.9	0.0	0.0
Utility Siting Fund Ending Balance		65.6	66.6	66.6

Fund Number 2077

Veterans' Conservatorship Fund

[Link To Flow Chart](#)

A.R.S. § 14-5414

This fund receives revenues from fees charged for fiduciary services provided to clients and is capped at 5% of assets held in trust for each client. Funds are used to provide financial guardian and conservatorship services to incapacitated veterans.

		FY 2016	FY 2017	FY 2018
Sources				
Beginning Balance		78.7	154.5	0.1
Revenues	Department of Veterans' Services	502.1	81.5	0.0
Sources Total		580.8	236.0	0.1
Uses				
Operating Expenditures/Appropriations	Department of Veterans' Services	422.2	899.2	0.0
Administrative Adjustments	Department of Veterans' Services	4.1	(663.3)	0.0
Risk Management Adjustment	Department of Veterans' Services	0.0	0.0	(1.7)
Retirement Adjustment	Department of Veterans' Services	0.0	0.0	0.1
Uses Total		426.3	235.9	(1.6)
Veterans' Conservatorship Fund Ending Balance		154.5	0.1	1.7

Note: Management at the Department of Veterans' Services has decided to no longer provide fiduciary services to the public, meaning the Department is no longer accepting new cases. The Executive Recommendation for FY 2018 removes the appropriation for this fund to fully implement the Department's decision.

Fund Balances and Description Table for All Non-General Funds

Fund Number 2078 Veterinary Medical Examiners Board Fund

Link To Flow Chart

A.R.S. § 32-2205

Revenues consist primarily of license and applications fees. Funds are used to license and regulate veterinarians, veterinary technicians, and veterinary premises.

		FY 2016	FY 2017	FY 2018
Sources				
Beginning Balance		1,782.9	1,478.1	2,003.6
Revenues	Veterinary Medical Examining Board	163.1	1,179.4	156.5
	Sources Total	1,946.0	2,657.5	2,160.1
Uses				
Operating Expenditures/Appropriations	Veterinary Medical Examining Board	464.9	651.9	584.8
Administrative Adjustments	Veterinary Medical Examining Board	3.0	2.0	0.0
Risk Management Adjustment	Veterinary Medical Examining Board	0.0	0.0	0.2
Retirement Adjustment	Veterinary Medical Examining Board	0.0	0.0	0.1
	Uses Total	467.9	653.9	585.1
	Veterinary Medical Examiners Board Fund Ending Balance	1,478.1	2,003.6	1,575.0

Fund Number 2079 Watercraft Licensing Fund

Link To Flow Chart

A.R.S. § 5-323

Revenues are generated from registration fees and licensing taxes of watercraft. Subject to legislative appropriation, the fund is used to administer and enforce boating laws and provide educational programs on boat safety.

		FY 2016	FY 2017	FY 2018
Sources				
Beginning Balance		4,694.2	6,254.4	5,366.6
Revenues	Game & Fish Department	4,626.5	4,300.0	4,300.0
	Sources Total	9,320.7	10,554.4	9,666.6
Uses				
Operating Expenditures/Appropriations	Game & Fish Department	3,066.3	5,187.8	5,728.3
Retirement Adjustment	Game & Fish Department	0.0	0.0	15.1
	Uses Total	3,066.3	5,187.8	5,743.4
	Watercraft Licensing Fund Ending Balance	6,254.4	5,366.6	3,923.2

Fund Balances and Description Table for All Non-General Funds

Fund Number 2080

Game and Fish Wildlife Theft Prevention Fund

[Link To Flow Chart](#)

A.R.S. § 17-315

Consists of monies collected from fines or damage assessments resulting from violations of Title 17 (Game and Fish). The Fund is not subject to annual appropriation and is used for crime prevention on wildlife such as poaching and to finance reward payments to persons providing information about illegal wildlife activities.

		FY 2016	FY 2017	FY 2018
Sources				
Beginning Balance		130.4	140.5	114.0
Revenues	Game & Fish Department	173.3	172.2	172.2
Sources Total		303.7	312.7	286.2
Uses				
Non-Appropriated Expenditures	Game & Fish Department	163.2	198.7	198.7
Retirement Adjustment	Game & Fish Department	0.0	0.0	10.7
Uses Total		163.2	198.7	209.4
Game and Fish Wildlife Theft Prevention Fund Ending Balance		140.5	114.0	76.8

Fund Number 2081

Fertilizer Materials Fund

[Link To Flow Chart](#)

A.R.S. § 3-261 et seq

Revenues from license fees on commercial fertilizer manufactures and inspection fees on fertilizers distributed in the State are used to enforce laws related to fertilizer products.

		FY 2016	FY 2017	FY 2018
Sources				
Beginning Balance		373.3	493.1	554.6
Revenues	Department of Agriculture	459.5	328.4	328.4
Sources Total		832.8	821.5	883.0
Uses				
Non-Appropriated Expenditures	Department of Agriculture	339.7	266.9	266.9
Uses Total		339.7	266.9	266.9
Fertilizer Materials Fund Ending Balance		493.1	554.6	616.1

Fund Balances and Description Table for All Non-General Funds

Fund Number 2082

DEQ Emissions Inspection Fund

[Link To Flow Chart](#)

A.R.S. § 49-544

Revenues consist of monies appropriated by the Legislature, receipts from issuance of certificates to owners of fleet emissions stations, and reimbursements from contractors. The fund supports the operations, testing, and administration of the vehicle emission testing program.

		FY 2016	FY 2017	FY 2018
Sources				
Beginning Balance		17,159.1	16,103.1	9,596.6
Revenues	Department of Environmental Quality	29,730.2	26,764.0	26,764.0
Sources Total		46,889.3	42,867.1	36,360.6
Uses				
Operating Expenditures/Appropriations	Department of Environmental Quality	25,154.6	32,620.5	30,570.5
Administrative Adjustments	Department of Environmental Quality	631.6	650.0	0.0
Legislative Fund Transfers	Department of Environmental Quality	5,000.0	0.0	0.0
Retirement Adjustment	Department of Environmental Quality	0.0	0.0	0.4
Uses Total		30,786.2	33,270.5	30,570.9
DEQ Emissions Inspection Fund Ending Balance		16,103.1	9,596.6	5,789.7

Fund Number 2083

Beef Council Fund

[Link To Flow Chart](#)

A.R.S. § 3-1236

Revenues include an amount not to exceed one dollar per head on cattle that is collected from producers when brand inspections are done. Funds are used for promotion of beef and beef products, and development of new markets through such promotion. The council may not use more than 5% for administration purposes.

		FY 2016	FY 2017	FY 2018
Sources				
Beginning Balance		60.5	34.7	0.0
Revenues	Department of Agriculture	322.3	313.3	348.0
Sources Total		382.8	348.0	348.0
Uses				
Non-Appropriated Expenditures	Department of Agriculture	348.1	348.0	348.0
Uses Total		348.1	348.0	348.0
Beef Council Fund Ending Balance		34.7	0.0	0.0

Fund Balances and Description Table for All Non-General Funds

Fund Number 2084

Grants and Special Revenues Fund

[Link To Flow Chart](#)

A.R.S. § 35-142

Revenues consist of primarily federal, state, local, and private grants, which are restricted in their use to specific activities consistent with the purpose of the grant.

		<u>FY 2016</u>	<u>FY 2017</u>	<u>FY 2018</u>
Sources				
Beginning Balance		18,988.2	19,811.4	16,484.2
Revenues	Judiciary	18,291.3	16,022.9	15,996.7
Sources Total		37,279.5	35,834.3	32,480.9
Uses				
Non-Appropriated Expenditures	Judiciary	17,468.1	19,350.1	19,350.1
Retirement Adjustment	Judiciary	0.0	0.0	0.8
Uses Total		17,468.1	19,350.1	19,350.9
Grants and Special Revenues Fund Ending Balance		19,811.4	16,484.2	13,130.0

Fund Number 2088

Corrections Fund

[Link To Flow Chart](#)

A.R.S. § 41-1641

Revenue from alcohol and tobacco taxes is used for the construction, maintenance, and operation of state prisons and juvenile corrections facilities.

		<u>FY 2016</u>	<u>FY 2017</u>	<u>FY 2018</u>
Sources				
Beginning Balance		3,704.6	17,992.0	4,340.8
Revenues	Department of Corrections	32,812.7	31,800.0	32,300.0
Sources Total		36,517.3	49,792.0	36,640.8
Uses				
Operating Expenditures/Appropriations	Department of Administration	121.8	570.4	570.4
Operating Expenditures/Appropriations	Department of Corrections	17,028.5	32,817.8	32,812.3
Capital Expenditures/Appropriations	Department of Corrections	123.4	571.2	571.2
Administrative Adjustments	Department of Administration	1.6	2.4	0.0
Administrative Adjustments	Department of Corrections	0.0	11,489.4	0.0
Legislative Fund Transfers	Department of Corrections	1,250.0	0.0	0.0
Risk Management Adjustment	Department of Administration	0.0	0.0	(0.3)
Retirement Adjustment	Department of Administration	0.0	0.0	0.1
Uses Total		18,525.3	45,451.2	33,953.7
Corrections Fund Ending Balance		17,992.0	4,340.8	2,687.1

Fund Balances and Description Table for All Non-General Funds

Fund Number 2090

Disease Control Research Fund

[Link To Flow Chart](#)

A.R.S. § 36-274

Revenues to the fund consist of monies received from the State Lottery, funds appropriated by the state legislature, interest income, and any gifts, contributions, or other monies received by the Commission. Funds are awarded to medical research contracts focused on the causes, prevention, and treatment of disease.

		FY 2016	FY 2017	FY 2018
Sources				
Beginning Balance		4,610.3	4,694.3	4,610.4
Revenues	Department of Health Services	2,722.2	2,742.2	2,769.7
Sources Total		7,332.5	7,436.5	7,380.1
Uses				
Operating Expenditures/Appropriations	Department of Health Services	0.0	250.0	0.0
Non-Appropriated Expenditures	Department of Health Services	2,638.2	2,576.1	2,576.1
Uses Total		2,638.2	2,826.1	2,576.1
Disease Control Research Fund Ending Balance		4,694.3	4,610.4	4,804.0

Fund Number 2091

Child Support Enforcement Administration Fund

[Link To Flow Chart](#)

42.U.S.C. § 657

The state has the responsibility to collect payments made to former Cash Assistance recipients. The algorithm for distributing those funds includes the retention of funds to assist in the operation of the state's child support program. In addition, this fund includes federal Title IV-D funds received from the U.S. Department of Health and Human Services. The funds are used in support of the operation of the state's child support enforcement program.

		FY 2016	FY 2017	FY 2018
Sources				
Beginning Balance		3,410.4	5,203.2	(2,229.4)
Revenues	Department of Economic Security	45,405.2	51,499.5	51,099.5
Sources Total		48,815.6	56,702.7	48,870.1
Uses				
Operating Expenditures/Appropriations	Department of Economic Security	14,791.2	16,632.6	16,632.6
Non-Appropriated Expenditures	Department of Economic Security	28,821.2	42,299.5	42,299.5
Retirement Adjustment	Department of Economic Security	0.0	0.0	5.3
Uses Total		43,612.4	58,932.1	58,937.4
Child Support Enforcement Administration Fund Ending Balance		5,203.2	(2,229.4)	(10,067.3)

Note: The Department will take the necessary steps to ensure that expenditures remain in line with available funding.

Fund Balances and Description Table for All Non-General Funds

Fund Number 2093 Economic Security CPA Investments Fund

Link To Flow Chart

A.R.S. § 4-116

Revenues consist of all club liquor application and license fees from certain veterans' clubs, local units of national fraternal organizations, golf clubs, social clubs, and airline clubs where the sale of liquor for consumption on the premises is made to members only. The Department may expend the funds for buildings, equipment, or other capital investments.

		FY 2016	FY 2017	FY 2018
Sources				
Beginning Balance		346.3	393.4	196.2
Revenues	Department of Economic Security	47.1	48.0	49.0
	Sources Total	393.4	441.4	245.2
Uses				
Non-Appropriated Expenditures	Department of Economic Security	0.0	245.2	245.2
	Uses Total	0.0	245.2	245.2
	Economic Security CPA Investments Fund Ending Balance	393.4	196.2	0.0

Fund Number 2096 Health Research Fund

Link To Flow Chart

A.R.S. § 36-275

Fund monies come from 5% of the Tobacco Tax and Health Care Fund revenues and 5% of the Tobacco Products Fund revenues and are used for a wide variety of medical research studies including basic scientific research, translational research, and clinical research.

		FY 2016	FY 2017	FY 2018
Sources				
Beginning Balance		8,795.3	10,357.5	5,453.0
Revenues	Department of Health Services	8,336.7	7,824.8	7,790.2
	Sources Total	17,132.0	18,182.3	13,243.2
Uses				
Operating Expenditures/Appropriations	Department of Health Services	2,496.3	4,000.0	4,000.0
Administrative Adjustments	Department of Health Services	997.5	0.0	0.0
Non-Appropriated Expenditures	Department of Health Services	3,280.8	8,729.3	8,729.3
Risk Management Adjustment	Department of Health Services	0.0	0.0	0.1
	Uses Total	6,774.6	12,729.3	12,729.4
	Health Research Fund Ending Balance	10,357.5	5,453.0	513.8

Fund Balances and Description Table for All Non-General Funds

Fund Number 2097

ADOT Federal Programs Fund

[Link To Flow Chart](#)

A.R.S. § 35-142

Revenues consist of a variety of federal grants. Grants include: Federal Highway Materials Program, Federal Highway Fatality File, and Federal Transit Planning Assistance.

		<u>FY 2016</u>	<u>FY 2017</u>	<u>FY 2018</u>
Sources				
Beginning Balance		901.7	5,939.3	9,951.6
Revenues	Department of Transportation	17,879.1	17,760.0	17,097.0
	Sources Total	18,780.8	23,699.3	27,048.6
Uses				
Non-Appropriated Expenditures	Department of Transportation	12,841.5	13,747.7	13,810.6
Retirement Adjustment	Department of Transportation	0.0	0.0	0.1
	Uses Total	12,841.5	13,747.7	13,810.7
ADOT Federal Programs Fund Ending Balance		5,939.3	9,951.6	13,237.9

Fund Number 2105

State Lake Improvement Fund

[Link To Flow Chart](#)

A.R.S. § 5-382

Revenues consist of a portion of the motor vehicle fuel taxes, a portion of monies from the watercraft license tax, and interest earned on the fund. Arizona State Parks Board monitors the fund to plan and administer the State Lake Improvement Fund (SLIF) and the Law Enforcement and Boating Safety Fund programs. Monies are used for projects at boating sites, including launching ramps, parking areas, lake improvement and construction, campgrounds, and acquisition of property to provide access to boating sites.

		<u>FY 2016</u>	<u>FY 2017</u>	<u>FY 2018</u>
Sources				
Beginning Balance		8,438.8	9,681.8	3,751.7
Revenues	Parks Board	8,365.2	8,349.9	8,349.9
	Sources Total	16,804.0	18,031.7	12,101.6
Uses				
Non-Appropriated Expenditures	Parks Board	7,122.2	14,280.0	8,280.0
Risk Management Adjustment	Parks Board	0.0	0.0	(1.1)
Retirement Adjustment	Parks Board	0.0	0.0	12.7
	Uses Total	7,122.2	14,280.0	8,291.6
State Lake Improvement Fund Ending Balance		9,681.8	3,751.7	3,810.0

Fund Balances and Description Table for All Non-General Funds

Fund Number 2106

Camp Navajo Fund

Link To Flow Chart

A.R.S. § 26-152

Revenues consist of monies received from storage of commodities and services provided as approved by the adjutant general. Funds are used for the operation, maintenance, capital improvements, and personal services necessary for the national guard to operate a regional training site and storage facility at Bellemont.

		FY 2016	FY 2017	FY 2018
Sources				
Beginning Balance		12,452.2	12,787.1	8,937.7
Revenues	Department of Emergency and Military Affairs	12,580.8	13,018.1	13,018.1
Sources Total		25,033.0	25,805.2	21,955.8
Uses				
Non-Appropriated Expenditures	Department of Emergency and Military Affairs	12,245.9	16,867.5	16,867.5
Risk Management Adjustment	Department of Emergency and Military Affairs	0.0	0.0	7.7
Retirement Adjustment	Department of Emergency and Military Affairs	0.0	0.0	1.1
Uses Total		12,245.9	16,867.5	16,876.3
Camp Navajo Fund Ending Balance		12,787.1	8,937.7	5,079.5

Fund Number 2107

State Education Fund for Correctional Education Fund

Link To Flow Chart

A.R.S. § 15-1372

Revenue is received from state equalization aid, federal grants, and other monies and is used for educating minors incarcerated in state prisons.

		FY 2016	FY 2017	FY 2018
Sources				
Beginning Balance		797.6	923.8	760.0
Revenues	Department of Corrections	520.7	505.7	505.7
Sources Total		1,318.3	1,429.5	1,265.7
Uses				
Operating Expenditures/Appropriations	Department of Corrections	394.5	669.5	669.5
Retirement Adjustment	Department of Corrections	0.0	0.0	8.1
Uses Total		394.5	669.5	677.6
State Education Fund for Correctional Education Fund Ending Balance		923.8	760.0	588.1

Fund Balances and Description Table for All Non-General Funds

Fund Number 2108

Safety Enforcement and Transportation Infrastructure Fund

Link To Flow Chart

A.R.S. § 28-6547

Revenues come from fees assessed at the ports of entry and are used for the enforcement of vehicle safety requirements within 25 miles of the Arizona/Mexico border, maintenance of transportation facilities within 25 miles of the border, and any improvements to the North American Free Trade Agreement corridor.

		FY 2016	FY 2017	FY 2018
Sources				
Beginning Balance		456.0	521.3	(417.7)
Revenues	Department of Public Safety	1,219.7	1,364.6	1,364.6
Revenues	Department of Transportation	1,392.2	1,116.5	1,116.5
Sources Total		3,067.9	3,002.4	2,063.4
Uses				
Operating Expenditures/Appropriations	Department of Transportation	1,326.9	1,868.3	1,868.3
Operating Expenditures/Appropriations	Department of Public Safety	1,236.5	1,551.8	1,551.8
Administrative Adjustments	Department of Public Safety	(16.8)	0.0	0.0
Risk Management Adjustment	Department of Public Safety	0.0	0.0	0.6
Retirement Adjustment	Department of Public Safety	0.0	0.0	66.0
Retirement Adjustment	Department of Transportation	0.0	0.0	0.2
Uses Total		2,546.6	3,420.1	3,486.9
Safety Enforcement and Transportation Infrastructure Fund Ending Balance		521.3	(417.7)	(1,423.5)

Note: SETIF revenue has declined in recent years, however the Executive recommends keeping the appropriation the same in the event SETIF revenues increase.

Fund Balances and Description Table for All Non-General Funds

Fund Number 2110 Arizona Water Banking Fund

Link To Flow Chart

A.R.S. § 45-2425

The fund receives revenue from fees associated with the purchase, lease, storage, accreditation, and delivery of Colorado River water to municipalities and industrial users. The fund is used to purchase and store the unused portion of Arizona's Colorado River water allotment.

		FY 2016	FY 2017	FY 2018
Sources				
Beginning Balance		7,269.7	5,819.4	3,843.2
Revenues	Navigable Stream Adjudication Commission	200.0	200.0	200.0
Revenues	Department of Water Resources	6,187.9	6,100.0	6,100.0
Sources Total		13,657.6	12,119.4	10,143.2
Uses				
Operating Expenditures/Appropriations	Navigable Stream Adjudication Commission	170.9	200.0	200.0
Operating Expenditures/Appropriations	Department of Water Resources	0.0	1,211.4	1,211.4
Expenditure/Reserve for Prior Appropriations	Navigable Stream Adjudication Commission	0.0	359.3	0.0
Non-Appropriated Expenditures	Department of Water Resources	7,667.4	6,505.5	6,505.5
Uses Total		7,838.3	8,276.2	7,916.9
Arizona Water Banking Fund Ending Balance		5,819.4	3,843.2	2,226.3

Fund Number 2111 Boating Safety Fund

Link To Flow Chart

A.R.S. § 5-383

Revenues consist of 46.75% of the watercraft license tax collected by the Game and Fish Department. The fund provides grants to county governments for boating law enforcement, personnel, equipment, and training. The annual appropriation is an estimate and is adjusted as necessary to reflect the actual amount credited to the Fund.

		FY 2016	FY 2017	FY 2018
Sources				
Beginning Balance		0.0	0.0	0.0
Revenues	Treasurer	0.0	2,183.8	2,183.8
Sources Total		0.0	2,183.8	2,183.8
Uses				
Operating Expenditures/Appropriations	Treasurer	0.0	2,183.8	2,183.8
Uses Total		0.0	2,183.8	2,183.8
Boating Safety Fund Ending Balance		0.0	0.0	0.0

Fund Balances and Description Table for All Non-General Funds

Fund Number 2113 Arizona Federal/State Inspection Fund

Link To Flow Chart

A.R.S. § 3-499

Revenues include inspection fees for shipping point and terminal market inspections of fresh fruit, vegetables, and other products at the Nogales port of entry pursuant to a cooperative agreements with the United States department of agriculture. Funds are used by the department for work conducted under, and related expenses prescribed by, the cooperative agreement.

	FY 2016	FY 2017	FY 2018
Sources			
Beginning Balance	971.0	1,793.2	1,481.6
Revenues Department of Agriculture	3,681.6	2,792.2	2,792.2
Sources Total	4,652.6	4,585.4	4,273.8
Uses			
Non-Appropriated Expenditures Department of Agriculture	2,859.4	3,103.8	3,103.8
Risk Management Adjustment Department of Agriculture	0.0	0.0	(0.3)
Retirement Adjustment Department of Agriculture	0.0	0.0	0.3
Uses Total	2,859.4	3,103.8	3,103.8
Arizona Federal/State Inspection Fund Ending Balance	1,793.2	1,481.6	1,170.0

Fund Number 2114 Arizona Property and Casualty Insurance Guarantee Fund

Link To Flow Chart

A.R.S. § 20-662

Revenues from the estates of insolvent property and casualty insurers and from assessments made against solvent insurers are used to pay the liabilities of insolvent property, casualty and workers' compensation insurers that are approved by the Board subject to limitations established in law.

	FY 2016	FY 2017	FY 2018
Sources			
Beginning Balance	254,719.6	244,136.0	233,491.2
Revenues Department of Insurance	2,328.0	2,300.0	2,300.0
Sources Total	257,047.6	246,436.0	235,791.2
Uses			
Non-Appropriated Expenditures Department of Insurance	12,911.6	12,944.8	12,944.8
Uses Total	12,911.6	12,944.8	12,944.8
Arizona Property and Casualty Insurance Guarantee Fund Ending Balance	244,136.0	233,491.2	222,846.4

Fund Balances and Description Table for All Non-General Funds

Fund Number 2115

State Library Fund

[Link To Flow Chart](#)

A.R.S. § 41-1336

Deposits into the State Library Fund come mainly as donations from both public and private parties and are used as specified by the donor -- often for distribution to libraries and cultural institutions statewide. Non-donation receipts support a small portion of Library operations.

		FY 2016	FY 2017	FY 2018
Sources				
Beginning Balance		1,038.9	832.2	560.6
Revenues	Department of State - Secretary of State	67.8	67.8	67.8
Sources Total		1,106.7	900.0	628.4
Uses				
Non-Appropriated Expenditures	Department of State - Secretary of State	274.5	339.4	339.4
Uses Total		274.5	339.4	339.4
State Library Fund Ending Balance		832.2	560.6	289.0

Fund Number 2116

Arizona Commission on the Arts Fund

[Link To Flow Chart](#)

A.R.S. § 41-983

This fund is made up primarily of private grants designated to provide grants to other arts and educational organizations. Revenues from conference and workshop registration fees are also collected in this fund and used to host those events.

		FY 2016	FY 2017	FY 2018
Sources				
Beginning Balance		108.5	119.3	214.4
Revenues	Commission on the Arts	223.8	175.0	175.0
Sources Total		332.3	294.3	389.4
Uses				
Non-Appropriated Expenditures	Commission on the Arts	213.0	79.9	79.9
Risk Management Adjustment	Commission on the Arts	0.0	0.0	0.2
Uses Total		213.0	79.9	80.1
Arizona Commission on the Arts Fund Ending Balance		119.3	214.4	309.3

Fund Balances and Description Table for All Non-General Funds

Fund Number 2119 Community Punishment Program Fines Fund

Link To Flow Chart

A.R.S. § 12-299.01

The Community Punishment Program Fines Fund receives 2.13% of collected CJEF monies. The fund distributes monies to the superior court in each county for drug treatment programs/services for adult probationers.

			<u>FY 2016</u>	<u>FY 2017</u>	<u>FY 2018</u>
Sources					
Beginning Balance			161.8	195.2	102.3
Revenues	Judiciary		33.4	32.1	31.1
Sources Total			195.2	227.3	133.4
Uses					
Non-Appropriated Expenditures	Judiciary		0.0	125.0	125.0
Uses Total			0.0	125.0	125.0
Community Punishment Program Fines Fund Ending Balance			195.2	102.3	8.4

Fund Number 2120 AHCCCS Fund

Link To Flow Chart

A.R.S. § 36-2913

The fund consists of federal match for Title XIX programs. In the actual year, funds also include the county portion of state match.

			<u>FY 2016</u>	<u>FY 2017</u>	<u>FY 2018</u>
Sources					
Beginning Balance			7,567.7	29,465.6	307.7
Revenues	Arizona Health Care Cost Containment System		6,960,105.2	7,399,989.7	8,352,711.5
Sources Total			6,967,672.9	7,429,455.3	8,353,019.2
Uses					
Administrative Adjustments	Arizona Health Care Cost Containment System		127,577.8	0.0	0.0
Non-Appropriated Expenditures	Arizona Health Care Cost Containment System		6,810,629.5	7,429,147.6	8,352,711.5
Risk Management Adjustment	Arizona Health Care Cost Containment System		0.0	0.0	2.6
Retirement Adjustment	Arizona Health Care Cost Containment System		0.0	0.0	6.8
Uses Total			6,938,207.3	7,429,147.6	8,352,720.9
AHCCCS Fund Ending Balance			29,465.6	307.7	298.3

Fund Balances and Description Table for All Non-General Funds

Fund Number 2122

Lottery Fund

Link To Flow Chart

A.R.S. § 5-521

Revenues are derived from Lottery sales and are used for Arizona Lottery operating costs and are distributed to beneficiaries according to statute.

		<u>FY 2016</u>	<u>FY 2017</u>	<u>FY 2018</u>
Sources				
Beginning Balance		24,059.2	43,948.5	39,430.6
Revenues	Lottery Commission	870,981.5	877,512.9	912,613.5
	Sources Total	895,040.7	921,461.4	952,044.1
Uses				
Operating Expenditures/Appropriations	Department of Gaming	300.0	300.0	300.0
Operating Expenditures/Appropriations	Lottery Commission	97,520.4	116,430.3	120,017.1
Operating Expenditures/Appropriations	Capital Projects	0.0	0.0	122.2
Capital Expenditures/Appropriations	Lottery Commission	0.0	118.1	0.0
Administrative Adjustments	Lottery Commission	2,358.4	4,296.2	0.0
Expenditure/Reserve for Prior Appropriations	Lottery Commission	0.0	103.6	0.0
Non-Appropriated Expenditures	Lottery Commission	750,913.4	760,782.6	792,296.4
Risk Management Adjustment	Lottery Commission	0.0	0.0	10.9
Retirement Adjustment	Lottery Commission	0.0	0.0	1.0
	Uses Total	851,092.2	882,030.8	912,747.6
	Lottery Fund Ending Balance	43,948.5	39,430.6	39,296.5

Fund Balances and Description Table for All Non-General Funds

Fund Number 2124 National Guard Morale, Welfare and Recreation Fund

Link To Flow Chart

A.R.S. § 26-153

Revenues include fees from national guard member special license plates, disposition of unserviceable military property belonging to this state, and any other monies received by the National Guard from state and federal revenue producing military activities relating to morale, welfare, and recreation. Funds are used for morale, welfare, recreational activities, and support personnel for the National Guard.

	FY 2016	FY 2017	FY 2018
Sources			
Beginning Balance	120.8	149.0	162.0
Revenues	54.3	63.0	63.0
Department of Emergency and Military Affairs			
Sources Total	175.1	212.0	225.0
Uses			
Non-Appropriated Expenditures	26.1	50.0	50.0
Department of Emergency and Military Affairs			
Uses Total	26.1	50.0	50.0
National Guard Morale, Welfare and Recreation Fund Ending Balance	149.0	162.0	175.0

Fund Number 2125 Historical Society Preservation/Restore Fund

Link To Flow Chart

A.R.S. § 41-825

Monies are received for research and photo requests provided by the museum's library staff. Funds are used for copying, preserving, and restoring historic photographs and negatives.

	FY 2016	FY 2017	FY 2018
Sources			
Beginning Balance	33.8	27.1	23.9
Revenues	36.2	38.0	38.0
Arizona Historical Society			
Sources Total	70.0	65.1	61.9
Uses			
Non-Appropriated Expenditures	42.9	41.2	41.2
Arizona Historical Society			
Uses Total	42.9	41.2	41.2
Historical Society Preservation/Restore Fund Ending Balance	27.1	23.9	20.7

Fund Balances and Description Table for All Non-General Funds

Fund Number 2126 Banking Department Revolving Fund

Link To Flow Chart

A.R.S. § 6-135

Revenues include any recovered investigative costs, or attorney's fees and civil penalties recovered by the state. Funds are used to investigate and prosecute civil actions against financial entities in Arizona. Any unencumbered balance at the end of the fiscal year above \$200,000 is transferred to the Receivership Revolving Fund.

	FY 2016	FY 2017	FY 2018
Sources			
Beginning Balance	782.0	199.0	200.9
Revenues Department of Financial Institutions	995.9	901.1	775.0
Sources Total	1,777.9	1,100.1	975.9
Uses			
Non-Appropriated Expenditures Department of Financial Institutions	814.0	849.1	849.1
Transfer Due to Fund Balance Department of Financial Institutions	764.9	50.1	0.0
Cap			
Uses Total	1,578.9	899.2	849.1
Banking Department Revolving Fund Ending Balance	199.0	200.9	126.8

Fund Number 2127 Game/Non-game Fund

Link To Flow Chart

A.R.S. § 17-268

Revenues are generated from the Arizona income tax non-game check-off. Subject to legislative appropriation, the fund is used for the development and evaluation of information about non-game birds, fish, amphibians, and their habitats.

	FY 2016	FY 2017	FY 2018
Sources			
Beginning Balance	70.7	295.8	151.0
Revenues Game & Fish Department	338.3	201.0	201.0
Sources Total	409.0	496.8	352.0
Uses			
Operating Game & Fish Department	113.2	345.8	345.8
Expenditures/Appropriations			
Uses Total	113.2	345.8	345.8
Game/Non-game Fund Ending Balance	295.8	151.0	6.2

Fund Balances and Description Table for All Non-General Funds

Fund Number 2128 Postsecondary Education Voucher Fund

Link To Flow Chart

A.R.S. § 15-1854

Revenues to the fund come from state appropriations and loan repayments and are used to provide forgivable loans to qualifying community college graduates to attend private postsecondary institutions in Arizona.

	FY 2016	FY 2017	FY 2018
Sources			
Beginning Balance	34.9	19.6	12.6
Revenues Commission for Postsecondary Education	19.6	15.0	10.0
Sources Total	54.5	34.6	22.6
Uses			
Non-Appropriated Expenditures Commission for Postsecondary Education	34.9	22.0	22.0
Uses Total	34.9	22.0	22.0
Postsecondary Education Voucher Fund Ending Balance	19.6	12.6	0.6

Fund Number 2129 CAP Municipal and Industrial Repayment Fund

Link To Flow Chart

A.R.S. § 37-106.01

This fund acts as a clearinghouse for reimbursements to the State from sales of municipal and industrial water rights for the Central Arizona Project (CAP). Revenues are received from the transfer of water rights from CAP and are used to help offset the costs of water service payments by the CAP.

	FY 2016	FY 2017	FY 2018
Sources			
Beginning Balance	5.3	5.3	5.3
Sources Total	5.3	5.3	5.3
Uses			
Uses Total	0.0	0.0	0.0
CAP Municipal and Industrial Repayment Fund Ending Balance	5.3	5.3	5.3

Fund Balances and Description Table for All Non-General Funds

Fund Number 2130 Delivery System Reform Incentive Payment Fund

Link To Flow Chart

ARS 36-2930.04

Revenues from intergovernmental transfers and federal funds will be used for projects to improve health care system coordination, integration and data analytics as applied to healthcare delivery.

			<u>FY 2016</u>	<u>FY 2017</u>	<u>FY 2018</u>
Sources					
Beginning Balance			0.0	0.0	0.0
Revenues	Arizona Health Care Cost Containment System		0.0	0.0	102,616.7
	Sources Total		0.0	0.0	102,616.7
Uses					
Non-Appropriated Expenditures	Arizona Health Care Cost Containment System		0.0	0.0	102,616.7
	Uses Total		0.0	0.0	102,616.7
Delivery System Reform Incentive Payment Fund Ending Balance			0.0	0.0	0.0

Fund Number 2131 Attorney General Anti-Racketeering Fund

Link To Flow Chart

A.R.S. § 13-2314

Revenues include any prosecution and investigation costs recovered for the State as a result of enforcement of civil and criminal statutes pertaining to any racketeering offense. Monies in the fund may be used for the investigation and prosecution of any offense included in the definition of racketeering, funding of gang prevention programs, substance abuse prevention/education programs, and witness protection.

			<u>FY 2016</u>	<u>FY 2017</u>	<u>FY 2018</u>
Sources					
Beginning Balance			39,287.5	35,274.7	29,757.8
Revenues	Attorney General - Department of Law		11,722.9	11,250.0	11,250.0
	Sources Total		51,010.4	46,524.7	41,007.8
Uses					
Non-Appropriated Expenditures	Attorney General - Department of Law		15,735.7	16,766.9	16,103.0
Risk Management Adjustment	Attorney General - Department of Law		0.0	0.0	18.5
Retirement Adjustment	Attorney General - Department of Law		0.0	0.0	(22.0)
	Uses Total		15,735.7	16,766.9	16,099.5
Attorney General Anti-Racketeering Fund Ending Balance			35,274.7	29,757.8	24,908.3

Fund Balances and Description Table for All Non-General Funds

Fund Number 2132

Attorney General Collection Enforcement Fund

[Link To Flow Chart](#)

A.R.S. § 41-191

Revenues are from collected debts to the State, or to any agency, board, commission, or department of the state from proceedings initiated by the Attorney General. Thirty-five percent of all monies recovered by the Attorney General are deposited in the Collection Enforcement Revolving Fund and are used as necessary for the collection of debts owed to the State.

		FY 2016	FY 2017	FY 2018
Sources				
Beginning Balance		2,799.9	825.2	2,325.2
Revenues	Attorney General - Department of Law	4,884.0	8,345.2	8,845.2
Sources Total		7,683.9	9,170.4	11,170.4
Uses				
Operating Expenditures/Appropriations	Attorney General - Department of Law	6,803.7	6,845.2	6,848.5
Administrative Adjustments	Attorney General - Department of Law	55.0	0.0	0.0
Risk Management Adjustment	Attorney General - Department of Law	0.0	0.0	5.0
Retirement Adjustment	Attorney General - Department of Law	0.0	0.0	(5.4)
Uses Total		6,858.7	6,845.2	6,848.1
Attorney General Collection Enforcement Fund Ending Balance		825.2	2,325.2	4,322.3

Fund Number 2134

Criminal Justice Enhancement Fund

[Link To Flow Chart](#)

A.R.S. § 41-2401

Monies consist of a portion of the Criminal Justice Enhancement Fund and a portion of Fill the Gap funds for state full service crime labs which are used for agency operations and for grants to local law enforcement agencies.

		FY 2016	FY 2017	FY 2018
Sources				
Beginning Balance		2,274.3	1,883.3	246.9
Revenues	Criminal Justice Commission	6,045.4	1,728.9	1,241.2
Sources Total		8,319.7	3,612.2	1,488.1
Uses				
Operating Expenditures/Appropriations	Criminal Justice Commission	509.1	646.6	646.6
Non-Appropriated Expenditures	Criminal Justice Commission	5,927.3	2,718.7	860.0
Risk Management Adjustment	Criminal Justice Commission	0.0	0.0	0.5
Retirement Adjustment	Criminal Justice Commission	0.0	0.0	0.1
Uses Total		6,436.4	3,365.3	1,507.2
Criminal Justice Enhancement Fund Ending Balance		1,883.3	246.9	(19.1)

Note: CJEF revenue has significantly declined in the last eight years, declining another 5% from FY 2015 to FY 2016. The Executive recommends keeping the appropriation the same in the event CJEF revenues increase.

Fund Balances and Description Table for All Non-General Funds

Fund Number 2136

Arizona Youth Farm Loan Fund

Link To Flow Chart

A.R.S. § 15-1158

Revenues consist of interest earnings from the investment of trust funds held by the federal government as a trustee for the Arizona Rural Rehabilitation Corporation and are used to provide loans to young persons, under age 25, who are interested in attending organized agricultural programs with the intent to farm.

		<u>FY 2016</u>	<u>FY 2017</u>	<u>FY 2018</u>
<u>Sources</u>				
Beginning Balance		158.7	159.9	135.2
Revenues	Department of Education	1.2	1.3	1.3
Sources Total		159.9	161.2	136.5
<u>Uses</u>				
Non-Appropriated Expenditures	Department of Education	0.0	26.0	26.0
Uses Total		0.0	26.0	26.0
Arizona Youth Farm Loan Fund Ending Balance		159.9	135.2	110.5

Fund Balances and Description Table for All Non-General Funds

Fund Number 2138 Nuclear Emergency Management Fund

Link To Flow Chart

A.R.S. § 26-306.02

Revenues are from an assessment levied against a consortium of corporations that operate the Palo Verde Nuclear Generating Station. Funds are used for the development and maintenance of a state plan for off-site response to an emergency caused by an accident at a nuclear generating station, and to provide for the preparation of radiological emergency response plans.

			FY 2016	FY 2017	FY 2018
Sources					
Beginning Balance			24.4	29.9	232.4
Revenues	Radiation Regulatory Agency		892.7	892.8	892.8
Revenues	Department of Emergency and Military Affairs		1,385.9	1,424.4	1,424.4
Revenues	Department of Agriculture		198.4	198.4	198.4
	Sources Total		2,501.4	2,545.5	2,748.0
Uses					
Non-Appropriated Expenditures	Radiation Regulatory Agency		872.8	688.6	688.6
Non-Appropriated Expenditures	Department of Emergency and Military Affairs		1,383.2	1,424.4	1,424.4
Non-Appropriated Expenditures	Department of Agriculture		215.5	198.4	198.4
Prior Committed or Obligated Expenditures	Department of Agriculture		0.0	1.7	0.0
Risk Management Adjustment	Department of Emergency and Military Affairs		0.0	0.0	0.2
Risk Management Adjustment	Radiation Regulatory Agency		0.0	0.0	(0.3)
Retirement Adjustment	Department of Emergency and Military Affairs		0.0	0.0	0.1
Retirement Adjustment	Radiation Regulatory Agency		0.0	0.0	0.1
	Uses Total		2,471.5	2,313.1	2,311.5
Nuclear Emergency Management Fund Ending Balance			29.9	232.4	436.5

Fund Balances and Description Table for All Non-General Funds

Fund Number 2140 National Guard Fund

Link To Flow Chart

A.R.S. § 26-152

The national guard fund is established consisting of monies appropriated to the National Guard and monies from the rental or use of armories. The monies are continuously appropriated to the department for the maintenance of armories.

			<u>FY 2016</u>	<u>FY 2017</u>	<u>FY 2018</u>
Sources					
Beginning Balance			0.6	94.8	0.0
Revenues	Department of Emergency and Military Affairs		99.3	100.0	100.0
	Sources Total		99.9	194.8	100.0
Uses					
Non-Appropriated Expenditures	Department of Emergency and Military Affairs		5.1	194.8	100.0
	Uses Total		5.1	194.8	100.0
	National Guard Fund Ending Balance		94.8	0.0	0.0

Fund Number 2152 Information Technology Fund

Link To Flow Chart

A.R.S. § 41-3505

Revenues from a 0.2% pro rata charge on State agency payrolls are used to support the operating budget of the Strategic Transformation and Innovation office.

			<u>FY 2016</u>	<u>FY 2017</u>	<u>FY 2018</u>
Sources					
Beginning Balance			1,633.1	2,749.9	1,961.4
Revenues	Department of Administration		3,714.3	3,510.0	3,510.0
	Sources Total		5,347.4	6,259.9	5,471.4
Uses					
Operating Expenditures/Appropriations	Department of Administration		2,571.1	3,436.0	4,586.0
Administrative Adjustments	Department of Administration		26.4	334.7	0.0
Legislative Fund Transfers	Department of Administration		0.0	527.8	0.0
Risk Management Adjustment	Department of Administration		0.0	0.0	(1.9)
Retirement Adjustment	Department of Administration		0.0	0.0	0.2
	Uses Total		2,597.5	4,298.5	4,584.3
	Information Technology Fund Ending Balance		2,749.9	1,961.4	887.1

Fund Balances and Description Table for All Non-General Funds

Fund Number 2154 Life and Disability Insurance Guaranty Fund

Link To Flow Chart

A.R.S. § 20-683

Revenues from the estates of insolvent life, disability and annuity insurers, and from assessments made against solvent insurers are used to pay the liabilities of insolvent life, disability, and annuity insurers that are approved by the Board subject to limitations established in law.

		FY 2016	FY 2017	FY 2018
Sources				
	Beginning Balance	29,124.1	28,475.7	27,832.3
	Revenues Department of Insurance	456.9	440.0	13,940.0
	Sources Total	29,581.0	28,915.7	41,772.3
Uses				
	Non-Appropriated Expenditures Department of Insurance	1,105.3	1,083.4	10,083.4
	Uses Total	1,105.3	1,083.4	10,083.4
	Life and Disability Insurance Guaranty Fund Ending Balance	28,475.7	27,832.3	31,688.9

Fund Number 2159 DPS-FBI Fingerprint Fund

Link To Flow Chart

A.R.S. § 5-104(N) and A.R.S. § 5-107.01E

The fund provides a separate accounting for the collection and payment of fees for fingerprint processing. Fees for fingerprints are transferred to DPS.

		FY 2016	FY 2017	FY 2018
Sources				
	Beginning Balance	8.7	11.2	9.6
	Revenues Department of Fire, Building and Life Safety	0.2	0.0	0.0
	Revenues Department of Gaming	33.4	33.3	30.3
	Revenues Department of Housing	0.0	1.0	0.0
	Revenues Department of Liquor Licenses and Control	64.2	64.0	64.0
	Sources Total	106.5	109.5	103.9
Uses				
	Non-Appropriated Expenditures Department of Gaming	30.8	35.9	30.3
	Transfer Due to Fund Balance Department of Fire, Building and Life Cap Safety	0.3	0.0	0.0
	Transfer Due to Fund Balance Department of Liquor Licenses and Cap Control	64.2	64.0	64.0
	Uses Total	95.3	99.9	94.3
	DPS-FBI Fingerprint Fund Ending Balance	11.2	9.6	9.6

Fund Balances and Description Table for All Non-General Funds

Fund Number 2160 Domestic Violence Shelter Fund

Link To Flow Chart

A.R.S. § 12-284.03

The Domestic Violence Shelter Fund receives 8.87% of various filing, copy, and administrative fees charged by the Superior Court. The Domestic Violence Shelter Fund provides financial assistance to shelters for victims of domestic violence through contracts for shelter services, including crisis interventions, advocacy and support services, and information and referral services. Shelters receive funds in two installments, on July 1 and January 1 of each year.

		FY 2016	FY 2017	FY 2018
Sources				
Beginning Balance		2,194.9	2,226.5	801.6
Revenues	Department of Economic Security	2,531.6	2,575.1	2,575.1
	Sources Total	4,726.5	4,801.6	3,376.7
Uses				
Operating Expenditures/Appropriations	Department of Economic Security	2,500.0	4,000.0	2,500.0
	Uses Total	2,500.0	4,000.0	2,500.0
	Domestic Violence Shelter Fund Ending Balance	2,226.5	801.6	876.7

Fund Number 2162 Child Abuse Prevention Fund

Link To Flow Chart

A.R.S. § 36-3504

Revenues from court fees, fees paid for copies of death certificates, license plate revenues and donations, are used to provide financial assistance to community child abuse and neglect prevention programs and family resource programs.

		FY 2016	FY 2017	FY 2018
Sources				
Beginning Balance		987.7	1,433.7	1,412.8
Revenues	Department of Child Safety	1,905.3	1,438.4	1,438.4
	Sources Total	2,893.0	2,872.1	2,851.2
Uses				
Operating Expenditures/Appropriations	Department of Child Safety	1,459.3	1,459.3	1,459.3
	Uses Total	1,459.3	1,459.3	1,459.3
	Child Abuse Prevention Fund Ending Balance	1,433.7	1,412.8	1,391.9

Fund Balances and Description Table for All Non-General Funds

Fund Number 2163 Insurance Department Fingerprinting Fund

Link To Flow Chart

A.R.S. § 41-1750

Revenues from fees collected from license applicants who are required to submit fingerprint cards are transferred to the Department of Public Safety to pay for state and federal criminal background checks.

	FY 2016	FY 2017	FY 2018
Sources			
Beginning Balance	16.6	29.7	9.7
Revenues Department of Insurance	13.1	(20.0)	(9.7)
Sources Total	29.7	9.7	0.0
Uses			
Uses Total	0.0	0.0	0.0
Insurance Department Fingerprinting Fund Ending Balance	29.7	9.7	0.0

Fund Number 2166 Revenue Publication Revolving Fund

Link To Flow Chart

A.R.S. § 42-1004

This fund receives revenues from receipts from the sale of Department tax-related publications, and fee registrations collected from tax practitioner workshops. Monies in the fund are used to offset costs of publishing and distributing tax-related publications and costs associated with presentation of workshops to educate and inform tax preparers of the latest changes to Arizona taxation regulations.

	FY 2016	FY 2017	FY 2018
Sources			
Beginning Balance	12.4	28.7	49.5
Revenues Department of Revenue	20.8	20.8	20.8
Sources Total	33.2	49.5	70.3
Uses			
Non-Appropriated Expenditures Department of Revenue	4.5	0.0	0.0
Uses Total	4.5	0.0	0.0
Revenue Publication Revolving Fund Ending Balance	28.7	49.5	70.3

Fund Balances and Description Table for All Non-General Funds

Fund Number 2169

Arson Detection Reward Fund

Link To Flow Chart

A.R.S. § 41-2167

Revenues include monies from forfeiture of bail posted for arson convictions, court-imposed fines, and donations. Monies in the fund are used to provide awards for information leading to convictions of arson cases.

		<u>FY 2016</u>	<u>FY 2017</u>	<u>FY 2018</u>
Sources				
Beginning Balance		88.0	0.0	0.0
Revenues	Department of Fire, Building and Life Safety	21.5	0.0	0.0
Sources Total		109.5	0.0	0.0
Uses				
Transfer Due to Fund Balance Cap	Department of Fire, Building and Life Safety	109.5	0.0	0.0
Uses Total		109.5	0.0	0.0
Arson Detection Reward Fund Ending Balance		0.0	0.0	0.0

Fund Number 2171

Emergency Medical Services Operating Fund

Link To Flow Chart

A.R.S. § 36-2218

Funds are used for local and state emergency medical services systems. The fund receives 48.9% of the Medical Service Enhancement Fund revenues, which are collected from a 13% surcharge on fines charged from criminal offenses and civil motor vehicle statute violations.

		<u>FY 2016</u>	<u>FY 2017</u>	<u>FY 2018</u>
Sources				
Beginning Balance		5,273.2	5,528.9	4,896.7
Revenues	Department of Health Services	5,382.5	4,725.7	4,583.9
Sources Total		10,655.7	10,254.6	9,480.6
Uses				
Operating Expenditures/Appropriations	Department of Health Services	4,810.4	5,357.9	5,357.9
Administrative Adjustments	Department of Health Services	316.4	0.0	0.0
Risk Management Adjustment	Department of Health Services	0.0	0.0	0.4
Retirement Adjustment	Department of Health Services	0.0	0.0	0.3
Uses Total		5,126.8	5,357.9	5,358.6
Emergency Medical Services Operating Fund Ending Balance		5,528.9	4,896.7	4,122.0

Fund Balances and Description Table for All Non-General Funds

Fund Number 2172

Utility Regulation Revolving Fund

Link To Flow Chart

A.R.S. § 40-408

Revenues consist of annual assessments against public utilities regulated by the Commission. Funds are used to conduct research and analysis to the elected commissioners on all matters relating to the regulation of public service corporations.

		FY 2016	FY 2017	FY 2018
Sources				
Beginning Balance		14,256.7	4,817.0	2,869.1
Revenues	Corporation Commission	6,397.5	13,000.5	14,670.8
Sources Total		20,654.2	17,817.5	17,539.9
Uses				
Operating Expenditures/Appropriations	Corporation Commission	13,672.9	14,098.4	14,098.4
Administrative Adjustments	Corporation Commission	164.3	50.0	0.0
Expenditure/Reserve for Prior Appropriations	Corporation Commission	0.0	800.0	0.0
Legislative Fund Transfers	Corporation Commission	2,000.0	0.0	0.0
Risk Management Adjustment	Corporation Commission	0.0	0.0	(25.9)
Retirement Adjustment	Corporation Commission	0.0	0.0	(3.0)
Uses Total		15,837.2	14,948.4	14,069.5
Utility Regulation Revolving Fund Ending Balance		4,817.0	2,869.1	3,470.4

Fund Number 2173

Children and Family Services Training Program Fund

Link To Flow Chart

A.R.S. § 8-241

The Children and Family Services Training Program Fund receives 90% of paid fees assigned to parents of children in foster care and copying fees for Child Protective Services files. The fund is used to reimburse the Department for costs associated with the copying of Child Protective Services files to enhance the collection of monies owed to the Department by parents of children in foster care, and to provide training.

		FY 2016	FY 2017	FY 2018
Sources				
Beginning Balance		394.2	277.0	160.6
Revenues	Department of Child Safety	90.7	90.7	90.7
Sources Total		484.9	367.7	251.3
Uses				
Operating Expenditures/Appropriations	Department of Child Safety	207.9	207.1	207.1
Uses Total		207.9	207.1	207.1
Children and Family Services Training Program Fund Ending Balance		277.0	160.6	44.2

Fund Balances and Description Table for All Non-General Funds

Fund Number 2174 **Pipeline Safety Revolving Fund**

Link To Flow Chart

A.R.S. § 40-443

Revenues include monies collected from civil penalties assessed to enforce rules and regulations relating to pipeline safety. Funds are used for pipeline inspections, public education, training, and purchasing equipment.

	FY 2016	FY 2017	FY 2018
Sources			
Beginning Balance	144.2	144.2	144.2
Sources Total	144.2	144.2	144.2
Uses			
Uses Total	0.0	0.0	0.0
Pipeline Safety Revolving Fund Ending Balance	144.2	144.2	144.2

Fund Number 2175 **Residential Utility Consumer Office Revolving Fund**

Link To Flow Chart

A.R.S. § 40-409

This fund consists of annual residential consumer assessments against each qualifying public service corporation. The fund is used to pay for the operation of the Residential Utility Consumer Office.

	FY 2016	FY 2017	FY 2018
Sources			
Beginning Balance	779.7	0.3	0.0
Revenues Corporation Commission	(779.4)	(0.3)	0.0
Sources Total	0.3	0.0	0.0
Uses			
Uses Total	0.0	0.0	0.0
Residential Utility Consumer Office Revolving Fund Ending Balance	0.3	0.0	0.0

Fund Balances and Description Table for All Non-General Funds

Fund Number 2175UOA Residential Utility Consumer Office Revolving Fund

Link To Flow Chart

A.R.S. § 40-409

This fund consists of annual residential consumer assessments against each qualifying public service corporation. The fund is used to pay for the operation of the Residential Utility Consumer Office.

		FY 2016	FY 2017	FY 2018
Sources				
Beginning Balance		571.3	503.4	355.5
Revenues	Residential Utility Consumer Office	1,158.3	1,331.4	1,331.4
Sources Total		1,729.6	1,834.8	1,686.9
Uses				
Operating Expenditures/Appropriations	Residential Utility Consumer Office	1,221.9	1,331.4	1,331.4
Administrative Adjustments	Residential Utility Consumer Office	4.3	2.9	0.0
Expenditure/Reserve for Prior Appropriations	Residential Utility Consumer Office	0.0	145.0	0.0
Risk Management Adjustment	Residential Utility Consumer Office	0.0	0.0	0.3
Retirement Adjustment	Residential Utility Consumer Office	0.0	0.0	0.2
Uses Total		1,226.2	1,479.3	1,331.9
Residential Utility Consumer Office Revolving Fund Ending Balance		503.4	355.5	355.0

Fund Number 2176 DOA 911 Emergency Telecom Service Revolving Fund

Link To Flow Chart

A.R.S. § 41-704(B)

Revenues are generated through a telecommunications services excise tax rate of \$0.20 per month for both wireline and wireless phones. Funds are used to implement and operate emergency telecommunication services (911) through political subdivisions of the state.

		FY 2016	FY 2017	FY 2018
Sources				
Beginning Balance		2,969.7	5,955.2	3,862.4
Revenues	Department of Administration	17,894.0	18,018.0	18,018.0
Sources Total		20,863.7	23,973.2	21,880.4
Uses				
Non-Appropriated Expenditures	Department of Administration	14,908.5	20,110.8	20,110.8
Risk Management Adjustment	Department of Administration	0.0	0.0	(0.5)
Retirement Adjustment	Department of Administration	0.0	0.0	0.1
Uses Total		14,908.5	20,110.8	20,110.4
DOA 911 Emergency Telecom Service Revolving Fund Ending Balance		5,955.2	3,862.4	1,770.0

Fund Balances and Description Table for All Non-General Funds

Fund Number 2177

Industrial Commission Admin Fund

[Link To Flow Chart](#)

A.R.S. § 23-1081

Revenues come from an annual tax on worker's compensation premiums that cannot exceed 3% and funds are used for the expenses of the Industrial Commission in administering and enforcing all applicable labor, occupational safety and health, and workers compensation laws, rules, and regulations.

		FY 2016	FY 2017	FY 2018
Sources				
Beginning Balance		11,633.9	8,138.5	6,498.7
Revenues	Industrial Commission of Arizona	15,752.2	18,500.0	22,400.0
Sources Total		27,386.1	26,638.5	28,898.7
Uses				
Operating Expenditures/Appropriations	Industrial Commission of Arizona	19,136.3	19,881.3	19,881.3
Administrative Adjustments	Industrial Commission of Arizona	111.3	258.5	0.0
Risk Management Adjustment	Industrial Commission of Arizona	0.0	0.0	1.0
Retirement Adjustment	Industrial Commission of Arizona	0.0	0.0	2.0
Uses Total		19,247.6	20,139.8	19,884.3
Industrial Commission Admin Fund Ending Balance		8,138.5	6,498.7	9,014.4

Fund Number 2178

Hazardous Waste Management Fund

[Link To Flow Chart](#)

A.R.S. § 49-927

Revenues consist of fees collected from regulated facilities for permit issuance, waste generation, and disposal. The fund supports the processing and issuance of permits for treatment, storage and disposal facilities, and the monitoring of hazardous waste generators and handlers.

		FY 2016	FY 2017	FY 2018
Sources				
Beginning Balance		2,200.7	2,629.7	2,385.2
Revenues	Department of Environmental Quality	1,539.0	1,490.1	1,490.1
Sources Total		3,739.7	4,119.8	3,875.3
Uses				
Operating Expenditures/Appropriations	Department of Environmental Quality	1,110.0	1,734.6	1,734.6
Retirement Adjustment	Department of Environmental Quality	0.0	0.0	0.1
Uses Total		1,110.0	1,734.6	1,734.7
Hazardous Waste Management Fund Ending Balance		2,629.7	2,385.2	2,140.6

Fund Balances and Description Table for All Non-General Funds

Fund Number 2179 DOR Liability Setoff Fund

Link To Flow Chart

A.R.S. § 42-1122

Revenue consists of fees charged to user agencies by the Department for processing the payment of debts, such as delinquent child support payments, from debtors' tax refunds. Funds are used to cover the Department of Revenue's costs of administering the program.

		<u>FY 2016</u>	<u>FY 2017</u>	<u>FY 2018</u>
Sources				
Beginning Balance		2,261.0	3,060.7	2,762.8
Revenues	Department of Revenue	1,066.6	1,100.0	1,100.0
	Sources Total	3,327.6	4,160.7	3,862.8
Uses				
Operating Expenditures/Appropriations	Department of Revenue	266.9	397.9	397.9
Legislative Fund Transfers	Department of Revenue	0.0	1,000.0	0.0
	Uses Total	266.9	1,397.9	397.9
	DOR Liability Setoff Fund Ending Balance	3,060.7	2,762.8	3,464.9

Fund Number 2180 DEQ Agreement Fund

Link To Flow Chart

A.R.S. § 49-104 B.7

Revenues consist of gifts, grants, matching monies, or direct payments for department services and publications. Monies are used for programs designed to develop a statewide management plan for the Environmental Protection Agency's Pesticides and Groundwater Program.

		<u>FY 2016</u>	<u>FY 2017</u>	<u>FY 2018</u>
Sources				
Beginning Balance		5.0	5.0	5.0
	Sources Total	5.0	5.0	5.0
Uses				
	Uses Total	0.0	0.0	0.0
	DEQ Agreement Fund Ending Balance	5.0	5.0	5.0

Fund Balances and Description Table for All Non-General Funds

Fund Number 2184 Newborn Screening Program Fund

Link To Flow Chart

A.R.S. § 36-694

Revenues consist of fees collected for blood tests conducted on newborns and any gifts or donations. Monies are used by the Department of Health Services to support the operations of the newborn screening program.

		FY 2016	FY 2017	FY 2018
Sources				
Beginning Balance		2,345.3	2,007.9	1,060.5
Revenues	Department of Health Services	5,703.4	6,182.7	6,695.7
	Sources Total	8,048.7	8,190.6	7,756.2
Uses				
Operating Expenditures/Appropriations	Department of Health Services	6,040.8	7,130.1	7,643.1
Retirement Adjustment	Department of Health Services	0.0	0.0	0.3
	Uses Total	6,040.8	7,130.1	7,643.4
	Newborn Screening Program Fund Ending Balance	2,007.9	1,060.5	112.8

Fund Number 2191 General Adjudication Fund

Link To Flow Chart

A.R.S. § 45-260

Revenues in the General Adjudication Fund consist of the remainder of a General Fund appropriation that was approved for notification to affected parties of adjudication activity. Monies in the Fund are used for postage and other expenses incurred for serving legal notices to water rights claimants.

		FY 2016	FY 2017	FY 2018
Sources				
Beginning Balance		32.4	33.7	42.7
Revenues	Department of Water Resources	9.7	9.0	9.0
	Sources Total	42.1	42.7	51.7
Uses				
Non-Appropriated Expenditures	Department of Water Resources	8.4	0.0	0.0
	Uses Total	8.4	0.0	0.0
	General Adjudication Fund Ending Balance	33.7	42.7	51.7

Fund Balances and Description Table for All Non-General Funds

Fund Number 2192 Child Passenger Restraint Fund

Link To Flow Chart

A.R.S. § 23-769

The Child Passenger Restraint Fund is created with deposits coming from all civil penalties collected from the provisions of the referenced statute. The Fund is used to purchase child passenger safety seats, to be distributed to needy individuals.

	FY 2016	FY 2017	FY 2018
Sources			
Beginning Balance	99.8	131.7	163.6
Revenues Department of Child Safety	240.5	240.5	240.5
Sources Total	340.3	372.2	404.1
Uses			
Non-Appropriated Expenditures Department of Child Safety	208.6	208.6	208.6
Uses Total	208.6	208.6	208.6
Child Passenger Restraint Fund Ending Balance	131.7	163.6	195.5

Fund Number 2193 Juvenile Delinquent Reduction Fund

Link To Flow Chart

A.R.S. § 8-322

Revenues stem from both the State General Fund and through a reimbursement agreement with the Department of Economic Security and are used for juvenile probation programs required as a condition of diversion. Programs include treatment, testing, and independent living programs.

	FY 2016	FY 2017	FY 2018
Sources			
Beginning Balance	10,721.3	9,563.1	3,319.3
Revenues Judiciary	674.5	361.7	361.7
Sources Total	11,395.8	9,924.8	3,681.0
Uses			
Non-Appropriated Expenditures Judiciary	(1,167.3)	2,955.5	2,955.5
Legislative Fund Transfers Judiciary	3,000.0	3,650.0	0.0
Retirement Adjustment Judiciary	0.0	0.0	0.1
Uses Total	1,832.7	6,605.5	2,955.6
Juvenile Delinquent Reduction Fund Ending Balance	9,563.1	3,319.3	725.4

Fund Balances and Description Table for All Non-General Funds

Fund Number 2196 Community Development Bond Fund

Link To Flow Chart

A.R.S. § 41-1504

Monies in the fund consists of registry fees from businesses and other entities that participate in the federal tax-exempt private activity bond allocations. Applicants must meet bond criteria of federal internal revenue code and state allocation statutes. Beginning in FY 2017 the administration of the program is transferred to the Arizona Finance Authority.

	FY 2016	FY 2017	FY 2018
Sources			
Beginning Balance	169.2	241.8	273.1
Revenues Commerce Authority	78.1	37.0	0.0
Sources Total	247.3	278.8	273.1
Uses			
Non-Appropriated Expenditures Commerce Authority	5.5	5.7	0.0
Uses Total	5.5	5.7	0.0
Community Development Bond Fund Ending Balance	241.8	273.1	273.1

Fund Number 2198 Victim Compensation and Assistance Fund

Link To Flow Chart

A.R.S. § 41-2407

Revenues are received from court surcharges, assessments on prison inmate wages, unclaimed restitution, and parole fees and money in the fund is used to compensate and assist crime victims.

	FY 2016	FY 2017	FY 2018
Sources			
Beginning Balance	3,549.0	3,513.7	2,754.8
Revenues Criminal Justice Commission	3,719.1	3,461.7	3,440.2
Sources Total	7,268.1	6,975.4	6,195.0
Uses			
Operating Criminal Justice Commission	3,397.4	4,220.6	4,220.6
Expenditures/Appropriations			
Administrative Adjustments Criminal Justice Commission	357.0	0.0	0.0
Uses Total	3,754.4	4,220.6	4,220.6
Victim Compensation and Assistance Fund Ending Balance	3,513.7	2,754.8	1,974.4

Fund Balances and Description Table for All Non-General Funds

Fund Number 2200

Arizona Department of Housing Program Fund

[Link To Flow Chart](#)

A.R.S. § 35-142E

The Housing Program Fund receives most of its revenues from Section 8 Project-Based Contract Fees and LIHTC-related Fees. This fund is used to pay the costs of administering the programs from which the deposits are received and for other departmental programs.

		<u>FY 2016</u>	<u>FY 2017</u>	<u>FY 2018</u>
Sources				
Beginning Balance		10,350.4	6,835.8	8,672.4
Revenues	Department of Housing	7,146.7	7,427.5	8,557.5
Sources Total		17,497.1	14,263.3	17,229.9
Uses				
Non-Appropriated Expenditures	Department of Housing	10,661.4	5,590.9	7,334.8
Risk Management Adjustment	Department of Housing	0.0	0.0	1.2
Retirement Adjustment	Department of Housing	0.0	0.0	0.5
Uses Total		10,661.4	5,590.9	7,336.5
Arizona Department of Housing Program Fund Ending Balance		6,835.8	8,672.4	9,893.4

Fund Number 2201

Grain Council Fund

[Link To Flow Chart](#)

A.R.S. § 3-587

This fund consists on assessments of commercial grain sales. Monies in the fund support the promotional and research activities between the Grain Council and public or private organizations.

		<u>FY 2016</u>	<u>FY 2017</u>	<u>FY 2018</u>
Sources				
Beginning Balance		150.2	234.8	225.6
Revenues	Department of Agriculture	215.4	140.4	140.4
Sources Total		365.6	375.2	366.0
Uses				
Non-Appropriated Expenditures	Department of Agriculture	130.8	149.6	149.6
Uses Total		130.8	149.6	149.6
Grain Council Fund Ending Balance		234.8	225.6	216.4

Fund Balances and Description Table for All Non-General Funds

Fund Number 2202 State Parks Revenue Fund

Link To Flow Chart

A.R.S. § 41-511.11(B)

Revenues consist of monies from state park user fees, concession fees and other revenue generating activities. The fund includes two accounts: half of the monies in the fund are designed to be used for operations of state parks; the other half of the monies in the fund are for use by Arizona State Parks Board, with the prior approval of the Joint Committee on Capital Review, for acquisition and development of state parks.

		FY 2016	FY 2017	FY 2018
Sources				
Beginning Balance		8,747.7	12,063.2	10,556.2
Revenues	Parks Board	16,016.0	16,639.8	17,305.5
Sources Total		24,763.7	28,703.0	27,861.7
Uses				
Operating Expenditures/Appropriations	Parks Board	12,652.6	17,486.9	3,150.0
Administrative Adjustments	Parks Board	47.9	659.9	0.0
Non-Appropriated Expenditures	Parks Board	0.0	0.0	12,836.9
Risk Management Adjustment	Parks Board	0.0	0.0	(2.6)
Retirement Adjustment	Parks Board	0.0	0.0	117.2
Uses Total		12,700.5	18,146.8	16,101.5
State Parks Revenue Fund Ending Balance		12,063.2	10,556.2	11,760.2

Fund Number 2203 Capital Improvement Fund

Link To Flow Chart

A.R.S. § 17-292

Consists of monies transferred from the Conservation Development Fund. The fund is used to for capital improvement projects including construction, maintenance, and renovation of the Department's facilities.

		FY 2016	FY 2017	FY 2018
Sources				
Beginning Balance		401.5	32.0	32.0
Revenues	Game & Fish Department	1,227.2	1,001.2	1,001.2
Sources Total		1,628.7	1,033.2	1,033.2
Uses				
Operating Expenditures/Appropriations	Game & Fish Department	1,000.9	1,001.2	1,001.2
Administrative Adjustments	Game & Fish Department	595.8	0.0	0.0
Uses Total		1,596.7	1,001.2	1,001.2
Capital Improvement Fund Ending Balance		32.0	32.0	32.0

Fund Balances and Description Table for All Non-General Funds

Fund Number 2204 DOC - Alcohol Abuse Treatment Fund

Link To Flow Chart

A.R.S. § 31-255

Revenue is received from a portion of the wages earned by inmates convicted of driving under the influence offenses and is used for alcohol abuse treatment for those inmates.

		FY 2016	FY 2017	FY 2018
Sources				
Beginning Balance		1,243.0	1,152.1	1,017.9
Revenues	Department of Corrections	442.1	446.3	446.3
	Sources Total	1,685.1	1,598.4	1,464.2
Uses				
Operating Expenditures/Appropriations	Department of Corrections	253.5	555.5	555.5
Administrative Adjustments	Department of Corrections	29.4	25.0	0.0
Legislative Fund Transfers	Department of Corrections	250.0	0.0	0.0
	Uses Total	532.9	580.5	555.5
	DOC - Alcohol Abuse Treatment Fund Ending Balance	1,152.1	1,017.9	908.7

Fund Number 2206 Breeders Award Fund

Link To Flow Chart

A.R.S. § 5-113

Revenues are derived from the source market fees paid from advance deposit wagering on horse racing. Of the amount allocated for purses, 5% is deposited in the fund. Monies are distributed by the Department to the breeder of every winning horse or greyhound foaled or whelped in this state.

		FY 2016	FY 2017	FY 2018
Sources				
Beginning Balance		15.4	10.3	14.3
Revenues	Department of Gaming	32.5	33.0	33.3
	Sources Total	47.9	43.3	47.6
Uses				
Non-Appropriated Expenditures	Department of Gaming	37.6	29.0	29.0
	Uses Total	37.6	29.0	29.0
	Breeders Award Fund Ending Balance	10.3	14.3	18.6

Fund Balances and Description Table for All Non-General Funds

Fund Number 2211 Building and Fire Safety Fund

Link To Flow Chart

A.R.S. § 41-2141

Sources of revenue include an IGA with the Department of Environmental Quality and registration fees charged to fire training school participants. Monies in the fund are used to provide hazardous material training for emergency response personnel and wildland fire training for rural firefighters.

		FY 2016	FY 2017	FY 2018
Sources				
Beginning Balance		15.3	0.0	0.0
Revenues	Department of Fire, Building and Life Safety	15.4	0.0	0.0
	Sources Total	30.7	0.0	0.0
Uses				
Non-Appropriated Expenditures	Department of Fire, Building and Life Safety	30.7	0.0	0.0
	Uses Total	30.7	0.0	0.0
	Building and Fire Safety Fund Ending Balance	0.0	0.0	0.0

Fund Number 2212 ISA Fund

Link To Flow Chart

A.R.S. § 35-148

Revenue comes from other agencies that use Land Department services or products and is used for services or products provided by other agencies.

		FY 2016	FY 2017	FY 2018
Sources				
Beginning Balance		136.2	148.2	160.2
Revenues	Land Department	12.0	12.0	12.0
	Sources Total	148.2	160.2	172.2
Uses				
	Uses Total	0.0	0.0	0.0
	ISA Fund Ending Balance	148.2	160.2	172.2

Fund Balances and Description Table for All Non-General Funds

Fund Number 2213 **Augmentation and Conservation Assistance Fund**

Link To Flow Chart

A.R.S. § 45-615

For developing water supply augmentation projects, such as groundwater recharge projects, and for conservation programs in active water management areas. The source of funds is a portion of the annual groundwater withdrawal fee.

		FY 2016	FY 2017	FY 2018
Sources				
Beginning Balance		2,362.1	2,346.5	2,396.5
Revenues	Department of Water Resources	865.0	850.0	850.0
	Sources Total	3,227.1	3,196.5	3,246.5
Uses				
Non-Appropriated Expenditures	Department of Water Resources	880.6	800.0	888.8
	Uses Total	880.6	800.0	888.8
	Augmentation and Conservation Assistance Fund Ending Balance	2,346.5	2,396.5	2,357.7

Fund Number 2217 **Public Assistance Collections Fund**

Link To Flow Chart

A.R.S. § 46-295

The Public Assistance Fund receives 25 percent of recovered public assistance overpayments and reimbursements from persons legally responsible for the support of a public assistance recipient. The Public Assistance Fund may be used to improve public assistance collection activities.

		FY 2016	FY 2017	FY 2018
Sources				
Beginning Balance		200.2	263.0	(83.9)
Revenues	Department of Economic Security	72.4	75.0	75.0
	Sources Total	272.6	338.0	(8.9)
Uses				
Operating Expenditures/Appropriations	Department of Economic Security	9.6	421.9	421.9
	Uses Total	9.6	421.9	421.9
	Public Assistance Collections Fund Ending Balance	263.0	(83.9)	(430.8)

Note: The Department will take the necessary steps to ensure that expenditures remain in line with available funding.

Fund Balances and Description Table for All Non-General Funds

Fund Number 2218

Dam Repair Fund

[Link To Flow Chart](#)

A.R.S. § 45-1212

The Emergency Dam Repair Fund consists of monies appropriated by the Legislature and monies collected from permit fees in full or partial satisfaction of a lien placed on the dam. Monies in the fund are used for loans and grants as well as remedial measures to protect life and property.

		FY 2016	FY 2017	FY 2018
Sources				
Beginning Balance		2,583.9	3,342.7	3,997.7
Revenues	Department of Water Resources	758.8	735.0	735.0
Sources Total		3,342.7	4,077.7	4,732.7
Uses				
Non-Appropriated Expenditures	Department of Water Resources	0.0	80.0	80.0
Uses Total		0.0	80.0	80.0
Dam Repair Fund Ending Balance		3,342.7	3,997.7	4,652.7

Fund Number 2221

Water Quality Assurance Revolving Fund

[Link To Flow Chart](#)

A.R.S. § 49-282

Primary revenues consist of set annual transfers from corporate income tax as well as miscellaneous fees and penalties. The monies are to be used for state matching monies or to meet such other obligations as are prescribed by state and federal laws, risk assessments, pollution investigations, and feasibility studies.

		FY 2016	FY 2017	FY 2018
Sources				
Beginning Balance		5,682.1	2,766.4	691.5
Revenues	Department of Environmental Quality	10,856.0	13,186.6	15,000.0
Sources Total		16,538.1	15,953.0	15,691.5
Uses				
Non-Appropriated Expenditures	Department of Environmental Quality	13,771.7	15,261.5	15,261.5
Retirement Adjustment	Department of Environmental Quality	0.0	0.0	0.4
Uses Total		13,771.7	15,261.5	15,261.9
Water Quality Assurance Revolving Fund Ending Balance		2,766.4	691.5	429.6

Fund Balances and Description Table for All Non-General Funds

Fund Number 2223

Long Term Care System Fund

Link To Flow Chart

A.R.S. § 36-2913

In the actual year it contains statutorily-prescribed county contributions for the provision of long-term care services to AHCCCS eligible populations. In all years, the fund includes federal share for ALTCS and DES long-term care programs.

		<u>FY 2016</u>	<u>FY 2017</u>	<u>FY 2018</u>
<u>Sources</u>				
Beginning Balance		31,756.9	35,635.1	0.0
Revenues	Arizona Health Care Cost Containment System	1,917,264.1	1,676,068.5	1,903,112.8
	Sources Total	1,949,021.0	1,711,703.6	1,903,112.8
<u>Uses</u>				
Administrative Adjustments	Arizona Health Care Cost Containment System	42,046.5	0.0	0.0
Non-Appropriated Expenditures	Arizona Health Care Cost Containment System	1,871,339.4	1,711,703.6	1,903,112.8
	Uses Total	1,913,385.9	1,711,703.6	1,903,112.8
	Long Term Care System Fund Ending Balance	35,635.1	0.0	0.0

Fund Balances and Description Table for All Non-General Funds

Fund Number 2224 Department Long-Term Care System Fund

Link To Flow Chart

A.R.S. § 36-2953

The Long Term Care System Fund includes capitation payments from the Arizona Health Care Cost Containment System, third party payments, client billing revenue, and interest earnings. The Long Term Care System Fund is used for the operations of the Arizona Long Term Care System (ALTCS) program for individuals with developmental disabilities as well as for services provided to ALTCS clients that are not eligible for federal reimbursement.

		FY 2016	FY 2017	FY 2018
<u>Sources</u>				
Beginning Balance		76,521.7	87,701.6	21,200.4
Revenues	Department of Economic Security	806,170.8	849,653.5	943,901.4
	Sources Total	882,692.5	937,355.1	965,101.8
<u>Uses</u>				
Operating Expenditures/Appropriations	Department of Economic Security	27,901.0	26,559.6	28,559.6
Non-Appropriated Expenditures	Department of Economic Security	732,175.2	794,302.8	846,469.0
Prior Committed or Obligated Expenditures	Department of Economic Security	0.0	70,963.2	0.0
Legislative Fund Transfers	Department of Economic Security	34,914.7	0.0	0.0
Transfer Due to Fund Balance Cap	Department of Economic Security	0.0	24,329.1	30,654.3
Retirement Adjustment	Department of Economic Security	0.0	0.0	10.9
	Uses Total	794,990.9	916,154.7	905,693.8
Department Long-Term Care System Fund Ending Balance		87,701.6	21,200.4	59,408.0

Fund Balances and Description Table for All Non-General Funds

Fund Number 2226

Air Quality Fund

Link To Flow Chart

A.R.S. § 49-551

Revenues consists of fees collected from vehicle owners when registering a vehicle in the state. The fund is used for air quality research experiments and supports other air quality initiatives aimed at bringing areas of the state into accord with federal clean air standards.

		<u>FY 2016</u>	<u>FY 2017</u>	<u>FY 2018</u>
Sources				
Beginning Balance		12,467.6	8,368.7	5,470.1
Revenues	Department of Environmental Quality	6,376.8	6,263.8	6,263.8
Revenues	Department of Transportation	74.2	163.0	163.0
Revenues	Department of Weights and Measures	1,439.8	0.0	0.0
Revenues	Department of Agriculture	0.0	1,434.4	1,434.4
	Sources Total	20,358.4	16,229.9	13,331.3
Uses				
Operating Expenditures/Appropriations	Department of Environmental Quality	8,798.3	8,236.4	7,361.4
Operating Expenditures/Appropriations	Department of Transportation	74.2	161.7	161.7
Operating Expenditures/Appropriations	Department of Administration	488.3	927.3	927.3
Operating Expenditures/Appropriations	Department of Weights and Measures	1,374.9	0.0	0.0
Operating Expenditures/Appropriations	Department of Agriculture	0.0	1,434.4	1,434.4
Administrative Adjustments	Department of Administration	105.4	0.0	0.0
Transfer Due to Fund Balance Cap	Department of Weights and Measures	1,148.6	0.0	0.0
Risk Management Adjustment	Department of Agriculture	0.0	0.0	0.9
Retirement Adjustment	Department of Agriculture	0.0	0.0	0.1
Retirement Adjustment	Department of Environmental Quality	0.0	0.0	0.3
	Uses Total	11,989.7	10,759.8	9,886.1
	Air Quality Fund Ending Balance	8,368.7	8,338.9	3,445.2

Fund Balances and Description Table for All Non-General Funds

Fund Number 2227 Substance Abuse Services Fund

Link To Flow Chart

A.R.S. § 36-2005

Funds are used to provide alcohol and other drug screening, education, or treatment services for persons ordered by the court to receive treatment who cannot afford to pay. The fund receives 23.6% of monies collected from the Medical Services Enhancement Fund, which is a 13% penalty levied on criminal offenses, motor vehicle civil violations, and game and fish violations.

	FY 2016	FY 2017	FY 2018
Sources			
Beginning Balance	2,598.4	2,810.9	0.0
Revenues	1,562.7	(2,810.9)	0.0
Sources Total	4,161.1	0.0	0.0
Uses			
Operating Expenditures/Appropriations	1,350.2	0.0	0.0
Uses Total	1,350.2	0.0	0.0
Substance Abuse Services Fund Ending Balance	2,810.9	0.0	0.0

Fund Number 2227HCA Substance Abuse Services Fund

Link To Flow Chart

A.R.S. § 36-2005

Funds are used to provide alcohol and other drug screening, education, or treatment services for persons ordered by the court to receive treatment who cannot afford to pay. The fund receives 23.6% of monies collected from the Medical Services Enhancement Fund, which is a 13% penalty levied on criminal offenses, motor vehicle civil violations, and game and fish violations.

	FY 2016	FY 2017	FY 2018
Sources			
Beginning Balance	0.0	0.0	2,945.4
Revenues	0.0	5,195.6	2,212.3
Sources Total	0.0	5,195.6	5,157.7
Uses			
Operating Expenditures/Appropriations	0.0	2,250.2	2,250.2
Uses Total	0.0	2,250.2	2,250.2
Substance Abuse Services Fund Ending Balance	0.0	2,945.4	2,907.5

Fund Balances and Description Table for All Non-General Funds

Fund Number 2228

Victim Witness Assistance Fund

[Link To Flow Chart](#)

A.R.S. § 35-142

Revenues stem from grants and are used to compensate and assist victims of crime.

		FY 2016	FY 2017	FY 2018
Sources				
Beginning Balance		0.0	1.6	0.0
Revenues	Attorney General - Department of Law	49.9	12.7	14.3
Sources Total		49.9	14.3	14.3
Uses				
Non-Appropriated Expenditures	Attorney General - Department of Law	48.3	14.3	14.3
Uses Total		48.3	14.3	14.3
Victim Witness Assistance Fund Ending Balance		1.6	0.0	0.0

Fund Number 2232

Cooperative Forestry Fund

[Link To Flow Chart](#)

A.R.S. § 37-624

Consists of pass-thru monies to local governments and private parties for the purpose of wildland fire prevention and suppression.

		FY 2016	FY 2017	FY 2018
Sources				
Beginning Balance		3,015.2	2,412.8	2,208.8
Revenues	Department of Forestry and Fire Management	7,820.5	7,097.3	7,097.3
Sources Total		10,835.7	9,510.1	9,306.1
Uses				
Non-Appropriated Expenditures	Department of Forestry and Fire Management	8,422.9	7,301.3	7,301.3
Retirement Adjustment	Department of Forestry and Fire Management	0.0	0.0	0.2
Uses Total		8,422.9	7,301.3	7,301.5
Cooperative Forestry Fund Ending Balance		2,412.8	2,208.8	2,004.6

Fund Balances and Description Table for All Non-General Funds

Fund Number 2235

Housing Trust Fund

[Link To Flow Chart](#)

A.R.S. § 41-3955

This fund receives \$2.5 million in proceeds from state's unclaimed property revenues, as well as interest income and, occasionally, prior year reimbursements from the federal government. The fund is primarily used to provide matching funds for federal housing programs and homeless prevention and aid to shelters. The appropriated portion of the fund is for the purposes of administering the programs within the Housing Trust Fund.

		FY 2016	FY 2017	FY 2018
Sources				
Beginning Balance		9,285.0	14,807.6	13,165.7
Revenues	Department of Housing	9,758.1	6,112.9	6,066.6
	Sources Total	19,043.1	20,920.5	19,232.3
Uses				
Operating Expenditures/Appropriations	Department of Housing	318.5	318.5	318.5
Non-Appropriated Expenditures	Department of Housing	3,917.0	7,436.3	13,331.7
Risk Management Adjustment	Department of Housing	0.0	0.0	0.1
	Uses Total	4,235.5	7,754.8	13,650.3
	Housing Trust Fund Ending Balance	14,807.6	13,165.7	5,582.0

Fund Number 2236

Tourism Fund

[Link To Flow Chart](#)

A.R.S. § 41-2306

Revenues are from the General Fund, a portion of hotel taxes, car rental surcharges, and contributions paid by the State by Indian Tribes who have tribal-state gaming compacts. These funds are used to support the statewide promotion of the tourism industry and tourism efforts in the county where the hotel tax and car rental surcharge is collected.

		FY 2016	FY 2017	FY 2018
Sources				
Beginning Balance		2,794.0	3,386.7	4,246.4
Revenues	Office of Tourism	21,518.6	22,111.6	22,799.9
	Sources Total	24,312.6	25,498.3	27,046.3
Uses				
Non-Appropriated Expenditures	Office of Tourism	20,925.9	21,251.9	22,799.9
Retirement Adjustment	Office of Tourism	0.0	0.0	0.4
	Uses Total	20,925.9	21,251.9	22,800.3
	Tourism Fund Ending Balance	3,386.7	4,246.4	4,246.0

Fund Balances and Description Table for All Non-General Funds

Fund Number 2237 Mobile Home Relocation Fund

Link To Flow Chart

A.R.S. § 33-1476.02

Funds are used to pay premiums and other costs of purchasing insurance coverage for tenant relocation costs from a private licensed insurer. Sources of revenue include assessments collected from mobile home owners and interest earnings.

		FY 2016	FY 2017	FY 2018
Sources				
Beginning Balance		7,938.4	12.5	8,139.2
Revenues	Department of Fire, Building and Life Safety	591.8	0.0	0.0
Revenues	Department of Housing	0.0	8,266.1	45.0
Sources Total		8,530.2	8,278.7	8,184.2
Uses				
Non-Appropriated Expenditures	Department of Fire, Building and Life Safety	296.6	0.0	0.0
Non-Appropriated Expenditures	Department of Housing	0.0	139.5	139.5
Transfer Due to Fund Balance Cap	Department of Fire, Building and Life Safety	8,221.1	0.0	0.0
Uses Total		8,517.7	139.5	139.5
Mobile Home Relocation Fund Ending Balance		12.5	8,139.2	8,044.7

Fund Number 2242 Audit Services Fund

Link To Flow Chart

A.R.S. § 41-1279

Revenues are generated by fees on those entities being audited, and are used to perform audits and related services.

		FY 2016	FY 2017	FY 2018
Sources				
Beginning Balance		843.1	598.5	538.2
Revenues	Auditor General	1,711.7	1,900.0	1,900.0
Sources Total		2,554.8	2,498.5	2,438.2
Uses				
Non-Appropriated Expenditures	Auditor General	1,956.3	1,960.3	1,960.3
Retirement Adjustment	Auditor General	0.0	0.0	0.3
Uses Total		1,956.3	1,960.3	1,960.6
Audit Services Fund Ending Balance		598.5	538.2	477.6

Fund Balances and Description Table for All Non-General Funds

Fund Number 2244 Economic Strength Project Fund

Link To Flow Chart

A.R.S. § 28-7282

Revenues are allocated from Highway User Revenue Funds and are used for economic strength highway projects recommended by the Arizona Commerce Authority and approved by the State Transportation Board.

	FY 2016	FY 2017	FY 2018
Sources			
Beginning Balance	4,558.8	1,014.4	1,029.9
Revenues Department of Transportation	1,018.8	1,015.5	1,012.0
Sources Total	5,577.6	2,029.9	2,041.9
Uses			
Non-Appropriated Expenditures Department of Transportation	4,563.2	1,000.0	1,000.0
Uses Total	4,563.2	1,000.0	1,000.0
Economic Strength Project Fund Ending Balance	1,014.4	1,029.9	1,041.9

Fund Number 2246 Judicial Collection - Enhancement Fund

Link To Flow Chart

A.R.S. § 12-116.01

The Judicial Collection - Enhancement Fund receives electronic case filing and access fees. The fund is used to improve, maintain, and enhance the ability of the courts, to collect and manage monies assessed or received by the courts, and to improve court automation projects likely to improve case processing or the administration of justice according to plans approved by the Supreme Court.

	FY 2016	FY 2017	FY 2018
Sources			
Beginning Balance	5,171.1	4,301.1	94.8
Revenues Judiciary	15,919.6	15,826.8	15,688.7
Sources Total	21,090.7	20,127.9	15,783.5
Uses			
Operating Judiciary	16,289.6	20,033.1	20,033.1
Expenditures/Appropriations			
Legislative Fund Transfers Judiciary	500.0	0.0	0.0
Risk Management Adjustment Judiciary	0.0	0.0	(10.9)
Retirement Adjustment Judiciary	0.0	0.0	1.1
Uses Total	16,789.6	20,033.1	20,023.3
Judicial Collection - Enhancement Fund Ending Balance	4,301.1	94.8	(4,239.8)

Note: Both time payment revenues and surcharge revenues deposited into this fund have declined due to a decrease in case filings. In the event revenues increase in the future, the Executive recommends no change to the appropriation level. The Judiciary will manage expenditures in order to ensure a positive ending balance.

Fund Balances and Description Table for All Non-General Funds

Fund Number 2247 **Defensive Driving Fund**

Link To Flow Chart

A.R.S. § 12-114

The Defensive Driving Fund receives fees from persons attending defensive driving school and defensive driving school certification fees. The fund is used to supervise the use of defensive driving schools by the courts in Arizona and to expedite the processing of all offenses.

		FY 2016	FY 2017	FY 2018
Sources				
Beginning Balance		554.8	1,067.6	545.9
Revenues	Judiciary	3,706.2	3,676.8	3,774.0
Sources Total		4,261.0	4,744.4	4,319.9
Uses				
Operating Expenditures/Appropriations	Judiciary	3,193.4	4,198.5	4,198.5
Retirement Adjustment	Judiciary	0.0	0.0	0.3
Uses Total		3,193.4	4,198.5	4,198.8
Defensive Driving Fund Ending Balance		1,067.6	545.9	121.1

Fund Number 2253 **Off-highway Vehicle Recreation Fund**

Link To Flow Chart

A.R.S. § 28-1176

Revenues of the fund consist of a portion of receipts collected from motor vehicle fuel license taxes and are allocated as follows: 60% to State Parks, 35% to the Arizona Game and Fish Department, and 5% to the State Land Department. The fund is used to plan, administer, and enforce off-highway vehicle recreation, and to develop facilities consistent with the off-highway vehicle plan.

		FY 2016	FY 2017	FY 2018
Sources				
Beginning Balance		7,066.4	459.7	0.0
Revenues	Parks Board	3,124.9	3,119.5	3,119.5
Sources Total		10,191.3	3,579.2	3,119.5
Uses				
Non-Appropriated Expenditures	Parks Board	5,731.6	3,579.2	3,104.0
Legislative Fund Transfers	Parks Board	4,000.0	0.0	0.0
Risk Management Adjustment	Parks Board	0.0	0.0	(0.2)
Retirement Adjustment	Parks Board	0.0	0.0	15.7
Uses Total		9,731.6	3,579.2	3,119.5
Off-highway Vehicle Recreation Fund Ending Balance		459.7	0.0	0.0

Fund Balances and Description Table for All Non-General Funds

Fund Number 2254 Clean Water Revolving Fund

Link To Flow Chart

A.R.S. § 49-1221

The Fund is the revolving finance mechanism for the State to administer the match as well as ongoing financial activities of the Clean Water Act. The Federal grants are administered through the Environmental Protection Agency and support wastewater treatment, storm water management, and related water projects. The program provides financial assistance in the form of subsidized loans as well as technical assistance with planning and design to Arizona communities.

		FY 2016	FY 2017	FY 2018
Sources				
Beginning Balance		67,222.6	215,099.6	(2.3)
Revenues	Water Infrastructure Finance Authority	298,447.5	0.0	0.0
Sources Total		365,670.1	215,099.6	(2.3)
Uses				
Non-Appropriated Expenditures	Water Infrastructure Finance Authority	150,570.5	0.0	0.0
Legislative Fund Transfers	Water Infrastructure Finance Authority	0.0	215,101.9	0.0
Uses Total		150,570.5	215,101.9	0.0
Clean Water Revolving Fund Ending Balance		215,099.6	(2.3)	(2.3)

Fund Number 2254FAA Clean Water Revolving Fund

Link To Flow Chart

A.R.S. § 49-1221

The fund is used to parallel the funding mechanism created by the US Congress for clean water systems. Revenues consist of monies appropriated by the legislature, federal grants, bond revenues, loan repayments, and interest and penalty payments. The fund is used for administering loans to political subdivisions and Indian tribes for wastewater treatment plan capital improvements by providing loans to political subdivisions and Indian tribes for the construction of publicly owned wastewater treatment works as defined in section 212 of the Clean Water Act.

		FY 2016	FY 2017	FY 2018
Sources				
Beginning Balance		0.0	0.0	159,401.0
Revenues	Arizona Finance Authority	0.0	271,027.9	54,267.0
Sources Total		0.0	271,027.9	213,668.0
Uses				
Non-Appropriated Expenditures	Arizona Finance Authority	0.0	111,626.9	111,626.9
Risk Management Adjustment	Arizona Finance Authority	0.0	0.0	0.5
Uses Total		0.0	111,626.9	111,627.4
Clean Water Revolving Fund Ending Balance		0.0	159,401.0	102,040.6

Fund Balances and Description Table for All Non-General Funds

Fund Number 2256

Behavioral Health Examiners Fund

Link To Flow Chart

A.R.S. § 32-3254

Revenues are from the fees, fines, and other revenue collected by the Board, and are used to certify and regulate behavioral health professionals in the fields of social work, counseling, marriage and family therapy, and substance abuse counseling.

		<u>FY 2016</u>	<u>FY 2017</u>	<u>FY 2018</u>
Sources				
Beginning Balance		1,416.8	1,807.4	1,968.7
Revenues	Board of Behavioral Health Examiners	1,936.4	1,936.4	1,936.4
Sources Total		3,353.2	3,743.8	3,905.1
Uses				
Operating Expenditures/Appropriations	Board of Behavioral Health Examiners	1,532.4	1,759.1	1,759.1
Administrative Adjustments	Board of Behavioral Health Examiners	13.4	16.0	0.0
Risk Management Adjustment	Board of Behavioral Health Examiners	0.0	0.0	0.8
Retirement Adjustment	Board of Behavioral Health Examiners	0.0	0.0	0.2
Uses Total		1,545.8	1,775.1	1,760.1
Behavioral Health Examiners Fund Ending Balance		1,807.4	1,968.7	2,145.0

Fund Number 2259

AZ Iceberg Lettuce Research Fund

Link To Flow Chart

A.R.S. § 3-526.04

This fund consists of assessments on iceberg lettuce that is prepared for market. Monies in the fund support research, development, and survey programs concerning varietal development on iceberg lettuce.

		<u>FY 2016</u>	<u>FY 2017</u>	<u>FY 2018</u>
Sources				
Beginning Balance		64.3	71.2	71.2
Revenues	Department of Agriculture	104.3	100.0	100.0
Sources Total		168.6	171.2	171.2
Uses				
Non-Appropriated Expenditures	Department of Agriculture	97.4	100.0	100.0
Uses Total		97.4	100.0	100.0
AZ Iceberg Lettuce Research Fund Ending Balance		71.2	71.2	71.2

Fund Balances and Description Table for All Non-General Funds

Fund Number 2260 Citrus, Fruit, and Vegetable Revolving Fund

Link To Flow Chart

A.R.S. § 3-447

Revenues are from dealer, shipper, and packer licenses and assessments against each shipper in an amount of not more than one and one-fourth cents per standard carton, or the equivalent weight, of each kind of fruit and vegetable, including citrus, shipped and regulated. Funds are used to inspect produce before and after harvesting to ensure that marketed products meet both standards of quality and packaging requirements.

	FY 2016	FY 2017	FY 2018
Sources			
Beginning Balance	148.4	147.8	130.0
Revenues Department of Agriculture	349.2	363.5	337.5
Sources Total	497.6	511.3	467.5
Uses			
Non-Appropriated Expenditures Department of Agriculture	349.8	381.3	381.3
Risk Management Adjustment Department of Agriculture	0.0	0.0	(0.1)
Uses Total	349.8	381.3	381.2
Citrus, Fruit, and Vegetable Revolving Fund Ending Balance	147.8	130.0	86.3

Fund Number 2261 State Employee Ride Share Fund

Link To Flow Chart

A.R.S § 41-101.03

Revenues from the Air Quality Fund and the Maricopa Association of Governments are used to operate a travel reduction program for the transportation of State employees between their residences and their places of work.

	FY 2016	FY 2017	FY 2018
Sources			
Beginning Balance	572.3	662.2	663.7
Revenues Department of Administration	528.9	536.5	535.0
Sources Total	1,101.2	1,198.7	1,198.7
Uses			
Non-Appropriated Expenditures Department of Administration	439.0	535.0	535.0
Risk Management Adjustment Department of Administration	0.0	0.0	(0.5)
Uses Total	439.0	535.0	534.5
State Employee Ride Share Fund Ending Balance	662.2	663.7	664.2

Fund Balances and Description Table for All Non-General Funds

Fund Number 2263

Occupational Therapy Fund

Link To Flow Chart

A.R.S. § 32-3405

Revenues are from the fees, fines, and other revenues collected by the Board, which are used to license and regulate occupational therapists and occupational therapy assistants.

		<u>FY 2016</u>	<u>FY 2017</u>	<u>FY 2018</u>
Sources				
Beginning Balance		481.5	563.1	606.6
Revenues	Board of Occupational Therapy Examiners	250.8	214.2	272.6
Sources Total		732.3	777.3	879.2
Uses				
Operating Expenditures/Appropriations	Board of Occupational Therapy Examiners	169.2	170.7	220.7
Risk Management Adjustment	Board of Occupational Therapy Examiners	0.0	0.0	(0.1)
Uses Total		169.2	170.7	220.6
Occupational Therapy Fund Ending Balance		563.1	606.6	658.6

Fund Number 2264

Security Regulatory and Enforcement Fund

Link To Flow Chart

A.R.S. § 44-2039

Revenues include part of a registration fee for each dealer and salesman, part of the fee for a salesman transferring registration from one registered dealer to another, and an exchange registration fee for each unit of a security exchanged. The Commission uses these monies for education, regulatory, investigative, and enforcement operations in the securities division. All revenue in excess of the appropriation is deposited into the General Fund.

		<u>FY 2016</u>	<u>FY 2017</u>	<u>FY 2018</u>
Sources				
Beginning Balance		2,018.6	6,776.2	806.5
Revenues	Corporation Commission	10,291.8	(1,060.1)	5,159.6
Sources Total		12,310.4	5,716.1	5,966.1
Uses				
Operating Expenditures/Appropriations	Corporation Commission	5,525.2	4,909.6	5,152.9
Administrative Adjustments	Corporation Commission	9.0	0.0	0.0
Risk Management Adjustment	Corporation Commission	0.0	0.0	(7.6)
Retirement Adjustment	Corporation Commission	0.0	0.0	0.6
Uses Total		5,534.2	4,909.6	5,145.9
Security Regulatory and Enforcement Fund Ending Balance		6,776.2	806.5	820.2

Fund Balances and Description Table for All Non-General Funds

Fund Number 2265

Data Processing Acquisition Fund

Link To Flow Chart

A.R.S. § 41-127

Monies consist of special recording fees used to improve data processing in the Secretary of State's office.

		<u>FY 2016</u>	<u>FY 2017</u>	<u>FY 2018</u>
Sources				
Beginning Balance		240.6	327.3	325.1
Revenues	Department of State - Secretary of State	97.8	97.8	97.8
Sources Total		338.4	425.1	422.9
Uses				
Non-Appropriated Expenditures	Department of State - Secretary of State	11.1	100.0	100.0
Uses Total		11.1	100.0	100.0
Data Processing Acquisition Fund Ending Balance		327.3	325.1	322.9

Fund Number 2266

Cash Deposits Fund

Link To Flow Chart

A.R.S. § 35-142

This fund receives cash advances, reimbursements, and deposits that are used for state park maintenance and rental property repair.

		<u>FY 2016</u>	<u>FY 2017</u>	<u>FY 2018</u>
Sources				
Beginning Balance		370.1	400.0	431.0
Revenues	Department of Transportation	124.9	126.0	131.0
Sources Total		495.0	526.0	562.0
Uses				
Non-Appropriated Expenditures	Department of Transportation	95.0	95.0	95.0
Uses Total		95.0	95.0	95.0
Cash Deposits Fund Ending Balance		400.0	431.0	467.0

Fund Balances and Description Table for All Non-General Funds

Fund Number 2269 Board of Respiratory Care Examiners Fund

Link To Flow Chart

A.R.S. § 32-3505

Revenues come from the fees, fines, and other revenue received by the Board. Funds are used to license and regulate respiratory care practitioners.

		FY 2016	FY 2017	FY 2018
Sources				
Beginning Balance		225.3	240.3	241.0
Revenues	Board of Respiratory Care Examiners	306.6	306.0	306.0
Sources Total		531.9	546.3	547.0
Uses				
Operating Expenditures/Appropriations	Board of Respiratory Care Examiners	290.7	300.3	358.3
Administrative Adjustments	Board of Respiratory Care Examiners	0.9	5.0	0.0
Risk Management Adjustment	Board of Respiratory Care Examiners	0.0	0.0	0.3
Uses Total		291.6	305.3	358.6
Board of Respiratory Care Examiners Fund Ending Balance		240.3	241.0	188.4

Fund Number 2270 Board of Appraisal Fund

Link To Flow Chart

A.R.S. § 32-3608(A)

This fund consists of fees and charges paid by real estate appraisers that are used to license, certify, and regulate appraisers and Appraisal Management Companies.

		FY 2016	FY 2017	FY 2018
Sources				
Beginning Balance		247.0	377.3	234.2
Revenues	Department of Financial Institutions	664.2	672.0	647.0
Sources Total		911.2	1,049.3	881.2
Uses				
Operating Expenditures/Appropriations	Department of Financial Institutions	532.1	815.1	815.1
Administrative Adjustments	Department of Financial Institutions	1.8	0.0	0.0
Risk Management Adjustment	Department of Financial Institutions	0.0	0.0	0.2
Retirement Adjustment	Department of Financial Institutions	0.0	0.0	0.1
Uses Total		533.9	815.1	815.4
Board of Appraisal Fund Ending Balance		377.3	234.2	65.8

Fund Balances and Description Table for All Non-General Funds

Fund Number 2271 Underground Storage Tank Revolving Fund

Link To Flow Chart

A.R.S. § 49-1015

Revenues consist of a portion of excise tax on regulated petroleum products. The fund supports the Department of Environmental Quality - initiated corrective action on leaking tanks, executing required tank regulations, fund administration, loans, and reimbursements to tank owners for taking corrective and remediation actions.

		FY 2016	FY 2017	FY 2018
Sources				
Beginning Balance		12,844.5	67,373.7	36,484.5
Revenues	Department of Environmental Quality	67,869.1	31,200.0	31,200.0
	Sources Total	80,713.6	98,573.7	67,684.5
Uses				
Operating Expenditures/Appropriations	Department of Environmental Quality	0.0	22.0	22.0
Non-Appropriated Expenditures	Department of Environmental Quality	13,339.9	62,067.2	32,067.2
Retirement Adjustment	Department of Environmental Quality	0.0	0.0	0.6
	Uses Total	13,339.9	62,089.2	32,089.8
	Underground Storage Tank Revolving Fund Ending Balance	67,373.7	36,484.5	35,594.7

Fund Number 2272 Vehicle Inspection and Title Enforcement Fund

Link To Flow Chart

A.R.S. § 28-2012

Revenues are from inspections fees and are used to defray costs of investigations involving certificates of title, licensing fraud, registration enforcement, and other related issues.

		FY 2016	FY 2017	FY 2018
Sources				
Beginning Balance		909.2	1,893.0	2,535.3
Revenues	Department of Transportation	1,957.2	2,092.5	2,200.4
	Sources Total	2,866.4	3,985.5	4,735.7
Uses				
Operating Expenditures/Appropriations	Department of Transportation	973.4	1,450.2	1,450.2
Retirement Adjustment	Department of Transportation	0.0	0.0	0.2
	Uses Total	973.4	1,450.2	1,450.4
	Vehicle Inspection and Title Enforcement Fund Ending Balance	1,893.0	2,535.3	3,285.3

Fund Balances and Description Table for All Non-General Funds

Fund Number 2274

Environmental Special Plate Fund

Link To Flow Chart

A.R.S. § 28-2413

The fund receives a portion of the proceeds from the sale of Environmental Special License Plates and is used for environmental education.

		<u>FY 2016</u>	<u>FY 2017</u>	<u>FY 2018</u>
Sources				
Beginning Balance		48.0	42.5	(93.2)
Revenues	Land Department	144.5	124.8	112.7
Sources Total		192.5	167.3	19.5
Uses				
Operating Expenditures/Appropriations	Land Department	150.0	260.5	260.5
Uses Total		150.0	260.5	260.5
Environmental Special Plate Fund Ending Balance		42.5	(93.2)	(241.0)

Note: Revenues have declined significantly lower than the appropriated amount. However, the Executive recommendation is unchanged in case revenues increase.

Fund Number 2275

Court Appointed Special Advocate Fund

Link To Flow Chart

A.R.S. § 8-524

The Court Appointed Special Advocate Fund receives 30% of the state lottery unclaimed prize monies and is used to train community volunteers appointed by a judge to advocate for abused and neglected children in juvenile court proceedings.

		<u>FY 2016</u>	<u>FY 2017</u>	<u>FY 2018</u>
Sources				
Beginning Balance		2,483.3	2,743.5	2,068.9
Revenues	Judiciary	3,446.8	2,768.6	2,768.6
Sources Total		5,930.1	5,512.1	4,837.5
Uses				
Operating Expenditures/Appropriations	Judiciary	2,681.2	2,943.2	3,343.2
Administrative Adjustments	Judiciary	5.4	0.0	0.0
Legislative Fund Transfers	Judiciary	500.0	500.0	0.0
Transfer Due to Fund Balance Cap	Judiciary	0.0	0.0	0.0
Retirement Adjustment	Judiciary	0.0	0.0	0.1
Uses Total		3,186.6	3,443.2	3,343.3
Court Appointed Special Advocate Fund Ending Balance		2,743.5	2,068.9	1,494.2

Fund Balances and Description Table for All Non-General Funds

Fund Number 2276 Confidential Intermediary Fund

Link To Flow Chart

A.R.S. § 8-134

The Confidential Intermediary Fund receives a portion of Superior Court fees, fees for certified copies of birth certificates, and fees collected for fiduciary registration. The fund is used for an individual or an adoption agency to act as a contact between adoptive parents and an adoptee or birth parent in locating confidential information or establishing contact.

		FY 2016	FY 2017	FY 2018
Sources				
Beginning Balance		0.0	69.2	(89.6)
Revenues	Judiciary	363.6	330.1	364.9
Sources Total		363.6	399.3	275.3
Uses				
Operating Expenditures/Appropriations	Judiciary	294.2	488.9	488.9
Administrative Adjustments	Judiciary	0.2	0.0	0.0
Uses Total		294.4	488.9	488.9
Confidential Intermediary Fund Ending Balance		69.2	(89.6)	(213.6)

Note: Fee revenue in this fund fluctuates every other year due to Fiduciary registration, which is renewed biennially. The Executive recommends keeping the appropriation the same to account for some flexibility in spending; however, the Judiciary will manage expenditures in order to ensure a positive ending balance.

Fund Number 2277COU Drug Treatment and Education Fund

Link To Flow Chart

A.R.S. § 13-901.02

Revenue is received from alcohol taxes and is distributed to 15 Superior Court adult probation departments. Monies from the fund are used to help fund drug education and treatment programs.

		FY 2016	FY 2017	FY 2018
Sources				
Beginning Balance		2,911.4	2,647.0	1,770.3
Revenues	Judiciary	4,353.6	4,071.8	4,071.8
Sources Total		7,265.0	6,718.8	5,842.1
Uses				
Operating Expenditures/Appropriations	Judiciary	500.2	502.9	502.9
Administrative Adjustments	Judiciary	(55.4)	0.0	0.0
Non-Appropriated Expenditures	Judiciary	3,923.2	4,195.6	4,195.6
Legislative Fund Transfers	Judiciary	250.0	250.0	250.0
Retirement Adjustment	Judiciary	0.0	0.0	0.1
Uses Total		4,618.0	4,948.5	4,948.6
Drug Treatment and Education Fund Ending Balance		2,647.0	1,770.3	893.5

Fund Balances and Description Table for All Non-General Funds

Fund Number 2277GVA Drug Treatment and Education Fund

Link To Flow Chart

Proposition 200, November 1996

Revenue is received from alcohol taxes. Drug Treatment and Education Fund monies are distributed to the Parent Commission to help fund drug education and treatment programs.

	FY 2016	FY 2017	FY 2018
Sources			
Beginning Balance	4,552.1	3,634.4	3,346.4
Revenues	Office of the Governor 4,377.5	4,800.0	4,800.0
Sources Total	8,929.6	8,434.4	8,146.4
Uses			
Non-Appropriated Expenditures Office of the Governor	5,295.2	5,088.0	5,088.0
Uses Total	5,295.2	5,088.0	5,088.0
Drug Treatment and Education Fund Ending Balance	3,634.4	3,346.4	3,058.4

Fund Number 2278 DPS Records Processing Fund

Link To Flow Chart

A.R.S. § 41-1750

Funds received from accident report and fingerprint fees are used for the administrative costs of processing the reports and fingerprints.

	FY 2016	FY 2017	FY 2018
Sources			
Beginning Balance	886.5	714.7	800.8
Revenues	Department of Public Safety 5,442.0	5,543.0	5,645.9
Sources Total	6,328.5	6,257.7	6,446.7
Uses			
Non-Appropriated Expenditures Department of Public Safety	5,613.8	5,456.9	5,456.9
Risk Management Adjustment Department of Public Safety	0.0	0.0	0.5
Retirement Adjustment Department of Public Safety	0.0	0.0	0.1
Uses Total	5,613.8	5,456.9	5,457.5
DPS Records Processing Fund Ending Balance	714.7	800.8	989.2

Fund Balances and Description Table for All Non-General Funds

Fund Number 2279

Wildlife Endowment Fund

[Link To Flow Chart](#)

A.R.S. § 17-271

Revenue is received from the sale of lifetime hunting and fishing licenses and are used for wildlife management and conservation.

		FY 2016	FY 2017	FY 2018
Sources				
Beginning Balance		2,241.6	2,420.5	2,564.3
Revenues	Game & Fish Department	195.1	160.0	160.0
Sources Total		2,436.7	2,580.5	2,724.3
Uses				
Operating Expenditures/Appropriations	Game & Fish Department	16.2	16.2	16.2
Uses Total		16.2	16.2	16.2
Wildlife Endowment Fund Ending Balance		2,420.5	2,564.3	2,708.1

Fund Number 2280

Drug and Gang Prevention Resource Center Fund

[Link To Flow Chart](#)

A.R.S. § 41-2402

The fund consists of a 1.31% allocation from superior court filing fees. The funds are used for prevention projects and studies to reduce drug and gang-related crime.

		FY 2016	FY 2017	FY 2018
Sources				
Beginning Balance		1,576.6	1,966.6	892.3
Revenues	Criminal Justice Commission	535.5	530.2	530.2
Revenues	Department of Public Safety	0.0	1,000.0	0.0
Sources Total		2,112.1	3,496.8	1,422.5
Uses				
Operating Expenditures/Appropriations	Criminal Justice Commission	145.5	604.5	604.5
Operating Expenditures/Appropriations	Department of Public Safety	0.0	1,000.0	0.0
Legislative Fund Transfers	Criminal Justice Commission	0.0	1,000.0	0.0
Uses Total		145.5	2,604.5	604.5
Drug and Gang Prevention Resource Center Fund Ending Balance		1,966.6	892.3	818.0

Fund Balances and Description Table for All Non-General Funds

Fund Number 2281 Juvenile Corrections CJEF Dist Fund

Link To Flow Chart

A.R.S. § 41-2401

Revenues from a 1.61% allocation from the Criminal Justice Enhancement Fund (CJEF), are used to reimburse the state for the care of youth in juvenile institutions.

		FY 2016	FY 2017	FY 2018
Sources				
Beginning Balance		1,149.9	1,236.4	178.0
Revenues	Department of Juvenile Corrections	597.5	573.1	556.4
Sources Total		1,747.4	1,809.5	734.4
Uses				
Operating Expenditures/Appropriations	Department of Juvenile Corrections	499.3	1,631.5	1,631.5
Administrative Adjustments	Department of Juvenile Corrections	11.7	0.0	0.0
Retirement Adjustment	Department of Juvenile Corrections	0.0	0.0	0.2
Uses Total		511.0	1,631.5	1,631.7
Juvenile Corrections CJEF Dist Fund Ending Balance		1,236.4	178.0	(897.3)

Note: CJEF revenue has significantly declined in the last eight years, declining another 5% from FY 2015 to FY 2016. The Executive recommends keeping the appropriation the same in the event CJEF revenues increase.

Fund Number 2282 Crime Laboratory Assessment Fund

Link To Flow Chart

A.R.S. § 41-2415

Funds received from a 2.3% allocation from the Criminal Justice Enhancement Fund (CJEF) surcharge on fines and penalties are used to provide enhanced crime laboratory services.

		FY 2016	FY 2017	FY 2018
Sources				
Beginning Balance		287.1	438.6	380.5
Revenues	Department of Public Safety	916.5	812.1	787.7
Sources Total		1,203.6	1,250.7	1,168.2
Uses				
Operating Expenditures/Appropriations	Department of Public Safety	772.4	870.2	870.2
Administrative Adjustments	Department of Public Safety	(7.4)	0.0	0.0
Risk Management Adjustment	Department of Public Safety	0.0	0.0	0.1
Retirement Adjustment	Department of Public Safety	0.0	0.0	0.1
Uses Total		765.0	870.2	870.4
Crime Laboratory Assessment Fund Ending Balance		438.6	380.5	297.8

Fund Balances and Description Table for All Non-General Funds

Fund Number 2285 Motor Vehicle Liability Insurance Enforcement Fund

Link To Flow Chart

A.R.S. § 28-4151

Revenues in the fund consist of penalty fees for reinstatement of a motor vehicle registration. Monies in the fund are used to cover the program statutorily designed to help verify vehicle identity and ownership and enable the Department of Transportation to enforce mandatory motor vehicle liability insurance.

		FY 2016	FY 2017	FY 2018
Sources				
Beginning Balance		5,058.5	4,808.9	6,724.3
Revenues	Department of Transportation	2,893.3	3,224.1	3,284.2
Revenues	Department of Weights and Measures	329.4	0.0	0.0
	Sources Total	8,281.2	8,033.0	10,008.5
Uses				
Operating Expenditures/Appropriations	Department of Transportation	1,065.7	1,308.7	1,308.7
Operating Expenditures/Appropriations	Department of Weights and Measures	177.6	0.0	0.0
Legislative Fund Transfers	Department of Transportation	2,000.0	0.0	0.0
Transfer Due to Fund Balance Cap	Department of Weights and Measures	229.0	0.0	0.0
Risk Management Adjustment	Department of Transportation	0.0	0.0	1.1
Retirement Adjustment	Department of Transportation	0.0	0.0	0.1
	Uses Total	3,472.3	1,308.7	1,309.9
Motor Vehicle Liability Insurance Enforcement Fund Ending Balance		4,808.9	6,724.3	8,698.6

Fund Number 2286 Auto Fingerprint Identification Fund

Link To Flow Chart

A.R.S. § 41-2414

Funds received from a 6.46% allocation from the Criminal Justice Enhancement Fund (CJEF) surcharge on fines and penalties are used to purchase equipment for operating, maintaining, and administering the Arizona Automated Fingerprint Identification System.

		FY 2016	FY 2017	FY 2018
Sources				
Beginning Balance		448.0	1,611.2	982.5
Revenues	Department of Public Safety	2,574.2	2,281.5	2,213.1
	Sources Total	3,022.2	3,892.7	3,195.6
Uses				
Operating Expenditures/Appropriations	Department of Public Safety	1,396.6	2,910.2	2,917.6
Administrative Adjustments	Department of Public Safety	14.4	0.0	0.0
	Uses Total	1,411.0	2,910.2	2,917.6
Auto Fingerprint Identification Fund Ending Balance		1,611.2	982.5	278.0

Fund Balances and Description Table for All Non-General Funds

Fund Number 2289

Recycling Fund

[Link To Flow Chart](#)

A.R.S. § 49-837

Revenues in the fund consist of monies derived from landfill disposal fees. Subject to legislative appropriation, the fund is designed to provide grants to public and private enterprises for recycling activities in the areas of support research, demonstration projects, market development, public education, and information.

		FY 2016	FY 2017	FY 2018
Sources				
Beginning Balance		3,475.7	2,225.1	3,091.7
Revenues	Department of Environmental Quality	2,188.3	2,219.5	2,219.5
Sources Total		5,664.0	4,444.6	5,311.2
Uses				
Operating Expenditures/Appropriations	Department of Environmental Quality	945.2	1,352.9	2,352.9
Legislative Fund Transfers	Department of Environmental Quality	2,493.7	0.0	0.0
Retirement Adjustment	Department of Environmental Quality	0.0	0.0	0.1
Uses Total		3,438.9	1,352.9	2,353.0
Recycling Fund Ending Balance		2,225.1	3,091.7	2,958.2

Fund Number 2295

Arizona Game and Fish Commission Heritage Fund

[Link To Flow Chart](#)

A.R.S. § 17-297

This voter-approved fund receives revenue from an annual appropriation of \$10 million plus interest and is used to manage, evaluate, conserve areas containing sensitive or endangered biological features and wildlife. The fund is not voter protected.

		FY 2016	FY 2017	FY 2018
Sources				
Beginning Balance		12,643.5	14,769.9	13,128.5
Revenues	Game & Fish Department	10,163.0	10,163.7	10,163.7
Sources Total		22,806.5	24,933.6	23,292.2
Uses				
Non-Appropriated Expenditures	Game & Fish Department	8,036.6	11,805.1	11,782.6
Retirement Adjustment	Game & Fish Department	0.0	0.0	21.6
Uses Total		8,036.6	11,805.1	11,804.2
Arizona Game and Fish Commission Heritage Fund Ending Balance		14,769.9	13,128.5	11,488.0

Fund Balances and Description Table for All Non-General Funds

Fund Number 2297

Aquaculture Fund

[Link To Flow Chart](#)

A.R.S. § 3-2913

This fund consists of licensing fees for facilities where aquatic organisms are raised, such as fish hatcheries.

		<u>FY 2016</u>	<u>FY 2017</u>	<u>FY 2018</u>
Sources				
Beginning Balance		22.7	28.6	28.3
Revenues	Department of Agriculture	5.9	5.9	5.9
	Sources Total	28.6	34.5	34.2
Uses				
Non-Appropriated Expenditures	Department of Agriculture	0.0	6.2	6.2
	Uses Total	0.0	6.2	6.2
	Aquaculture Fund Ending Balance	28.6	28.3	28.0

Fund Number 2298

AZ Protected Native Plant Fund

[Link To Flow Chart](#)

A.R.S. § 3-913

Revenues include fees for issuing permits, tags, seals from landowners moving protected plants. Funds are used for the costs of administering the native plants program, which regulates the traffic in Arizona plants and prosecutes violators.

		<u>FY 2016</u>	<u>FY 2017</u>	<u>FY 2018</u>
Sources				
Beginning Balance		55.8	48.9	33.6
Revenues	Department of Agriculture	69.0	68.5	68.5
	Sources Total	124.8	117.4	102.1
Uses				
Non-Appropriated Expenditures	Department of Agriculture	75.9	83.8	83.8
	Uses Total	75.9	83.8	83.8
	AZ Protected Native Plant Fund Ending Balance	48.9	33.6	18.3

Fund Balances and Description Table for All Non-General Funds

Fund Number 2299AHA AZ Citrus Research Council Fund

Link To Flow Chart

A.R.S. § 3-468.04

This fund consists of assessments to support research development and programs concerning varietal development, eradication of citrus pests, and other programs necessary to production, harvesting, and hauling from field to market.

	FY 2016	FY 2017	FY 2018
Sources			
Beginning Balance	67.7	88.3	51.5
Revenues	64.5	30.0	30.0
Sources Total	132.2	118.3	81.5
Uses			
Non-Appropriated Expenditures Department of Agriculture	43.9	66.8	66.8
Uses Total	43.9	66.8	66.8
AZ Citrus Research Council Fund Ending Balance	88.3	51.5	14.7

Fund Number 2304 Arizona Water Quality Fund

Link To Flow Chart

A.R.S. § 45-618

The fund receives up to \$800,000 annually from the Water Quality Assurance Revolving Fund (WQARF). It is used to inspect wells for vertical cross-contamination of groundwater by hazardous substances and for other projects associated with the WQARF program.

	FY 2016	FY 2017	FY 2018
Sources			
Beginning Balance	472.1	510.4	546.4
Revenues	133.6	130.0	130.0
Sources Total	605.7	640.4	676.4
Uses			
Non-Appropriated Expenditures Department of Water Resources	95.3	94.0	94.0
Uses Total	95.3	94.0	94.0
Arizona Water Quality Fund Ending Balance	510.4	546.4	582.4

Fund Balances and Description Table for All Non-General Funds

Fund Number 2306 **Voluntary Equipment Emissions Reduction Fund**

Link To Flow Chart

A.R.S. § 49-474.03

Monies in the Fund consisted of legislative appropriations and donations to support efforts and incentives to reduce emissions from lawn mowers. Laws 1996, Chapter 258 repealed the Fund.

	FY 2016	FY 2017	FY 2018
Sources			
Beginning Balance	1.7	1.7	1.7
Sources Total	1.7	1.7	1.7
Uses			
Uses Total	0.0	0.0	0.0
Voluntary Equipment Emissions Reduction Fund Ending Balance	1.7	1.7	1.7

Fund Number 2307 **Drinking Water Revolving Fund**

Link To Flow Chart

A.R.S. § 49-1241

Fund receives revenue from State contributions to provide match requirement for contribution appropriated by the US Congress, which flow through the United States Environmental Protection Agency. The program provides financial assistance and make loans to eligible drinking water systems for the purpose of constructing, acquiring, or improving drinking water facilities.

	FY 2016	FY 2017	FY 2018
Sources			
Beginning Balance	78,907.7	72,157.6	0.0
Revenues	35,531.4	0.0	0.0
Sources Total	114,439.1	72,157.6	0.0
Uses			
Non-Appropriated Expenditures	42,281.4	0.0	0.0
Legislative Fund Transfers	0.0	72,157.6	0.0
Uses Total	42,281.4	72,157.6	0.0
Drinking Water Revolving Fund Ending Balance	72,157.6	0.0	0.0

Fund Balances and Description Table for All Non-General Funds

Fund Number 2307FAA Drinking Water Revolving Fund

Link To Flow Chart

A.R.S. § 49-1241

Fund receives revenue from State contributions to provide match requirement for contribution appropriated by the US Congress, which flow through the United States Environmental Protection Agency. The program provides financial assistance and make loans to eligible drinking water systems for the purpose of constructing, acquiring, or improving drinking water facilities.

		FY 2016	FY 2017	FY 2018
Sources				
Beginning Balance		0.0	0.0	43,256.8
Revenues	Arizona Finance Authority	0.0	108,715.6	38,078.0
	Sources Total	0.0	108,715.6	81,334.8
Uses				
Non-Appropriated Expenditures	Arizona Finance Authority	0.0	65,458.8	65,458.8
Risk Management Adjustment	Arizona Finance Authority	0.0	0.0	1.4
	Uses Total	0.0	65,458.8	65,460.2
	Drinking Water Revolving Fund Ending Balance	0.0	43,256.8	15,874.6

Fund Number 2308 Centralized Monitoring Fund

Link To Flow Chart

A.R.S. § 49-360

Revenues in the fund consist of fees received from public water systems for the collection, transportation, and analysis of water samples from public water systems serving up to ten thousand persons. Monies are used to assist public water systems in complying with monitoring requirements under the Federal Safe Drinking Water Act.

		FY 2016	FY 2017	FY 2018
Sources				
Beginning Balance		1,820.8	982.8	746.7
Revenues	Department of Environmental Quality	(246.5)	609.4	609.4
	Sources Total	1,574.3	1,592.2	1,356.1
Uses				
Non-Appropriated Expenditures	Department of Environmental Quality	591.5	845.5	845.5
	Uses Total	591.5	845.5	845.5
	Centralized Monitoring Fund Ending Balance	982.8	746.7	510.6

Fund Balances and Description Table for All Non-General Funds

Fund Number 2311 Greater AZ Development Authority Revolving Fund

Link To Flow Chart

A.R.S. § 41-1554.03

Monies in the fund consist of a one-time legislative appropriation of \$20 million, interest accrued and reimbursement. Administered by the Water Infrastructure Fund Authority, the fund helps local communities to develop and finance public infrastructure projects. The fund also provides technical assistance to communities and is used to secure bond issues to lower project financing costs.

		FY 2016	FY 2017	FY 2018
Sources				
Beginning Balance		13,346.7	13,390.2	(0.6)
Revenues	Water Infrastructure Finance Authority	91.6	0.0	0.0
Sources Total		13,438.3	13,390.2	(0.6)
Uses				
Non-Appropriated Expenditures	Water Infrastructure Finance Authority	48.2	0.0	0.0
Legislative Fund Transfers	Water Infrastructure Finance Authority	0.0	13,390.8	0.0
Uses Total		48.2	13,390.8	0.0
Greater AZ Development Authority Revolving Fund Ending Balance		13,390.2	(0.6)	(0.6)

Fund Number 2311FAA Greater AZ Development Authority Revolving Fund

Link To Flow Chart

A.R.S. § 41-1554.03

Monies in the fund consist of a one-time legislative appropriation of \$20 million, interest accrued and reimbursement. Administered by the Water Infrastructure Fund Authority, the fund helps local communities to develop and finance public infrastructure projects. The fund also provides technical assistance to communities and is used to secure bond issues to lower project financing costs.

		FY 2016	FY 2017	FY 2018
Sources				
Beginning Balance		0.0	0.0	13,269.5
Revenues	Arizona Finance Authority	0.0	13,480.7	90.0
Sources Total		0.0	13,480.7	13,359.5
Uses				
Non-Appropriated Expenditures	Arizona Finance Authority	0.0	211.2	211.2
Uses Total		0.0	211.2	211.2
Greater AZ Development Authority Revolving Fund Ending Balance		0.0	13,269.5	13,148.3

Fund Balances and Description Table for All Non-General Funds

Fund Number 2316 Assessment Fund for Voluntary Plans Fund

Link To Flow Chart

A.R.S. § 20-2201

Revenues from assessments of insurers authorized to write liability insurance are used to pay the costs associated with helping insurance consumers locate liability insurance coverage.

	FY 2016	FY 2017	FY 2018
Sources			
Beginning Balance	185.2	294.4	293.9
Revenues Department of Insurance	181.6	0.0	0.0
Sources Total	366.8	294.4	293.9
Uses			
Non-Appropriated Expenditures Department of Insurance	72.4	0.5	0.5
Uses Total	72.4	0.5	0.5
Assessment Fund for Voluntary Plans Fund Ending Balance	294.4	293.9	293.4

Fund Number 2319CSA Charter AZ Online Instruction Processing Fund

Link To Flow Chart

A.R.S. § 15-183 (X)

Revenues consist of fees collected from charter schools and are used to process contract amendments necessary for the charter schools to participate in Arizona Online Instruction.

	FY 2016	FY 2017	FY 2018
Sources			
Beginning Balance	0.0	3.0	3.0
Revenues Board for Charter Schools	6.0	3.0	3.0
Sources Total	6.0	6.0	6.0
Uses			
Non-Appropriated Expenditures Board for Charter Schools	3.0	3.0	3.0
Uses Total	3.0	3.0	3.0
Charter AZ Online Instruction Processing Fund Ending Balance	3.0	3.0	3.0

Fund Balances and Description Table for All Non-General Funds

Fund Number 2319HSA Substance Abuse Services - Alcohol Fund

Link To Flow Chart

A.R.S. § 36-2005

Funds are used to contract with organizations engaged in providing preventive, rehabilitative, and research services for preventing persons from becoming addicted to the excessive use of alcohol or other drugs. The fund receives 23.6% of monies collected from the Medical Services Enhancement Fund, which is a 13% penalty levied on criminal offenses, motor vehicle civil violations, and game and fish violations.

		FY 2016	FY 2017	FY 2018
Sources				
Beginning Balance		0.0	134.5	0.0
Revenues	Department of Health Services	1,034.5	(134.5)	0.0
	Sources Total	1,034.5	0.0	0.0
Uses				
Operating Expenditures/Appropriations	Department of Health Services	900.0	0.0	0.0
	Uses Total	900.0	0.0	0.0
	Substance Abuse Services - Alcohol Fund Ending Balance	134.5	0.0	0.0

Fund Number 2321 Utility Surety Fund

Link To Flow Chart

A.R.S. § 40-321

Revenues from the collection of funds from utilities are used to pay consumers who have filed claims against the companies.

		FY 2016	FY 2017	FY 2018
Sources				
Beginning Balance		0.3	0.4	0.4
Revenues	Corporation Commission	0.1	0.0	0.0
	Sources Total	0.4	0.4	0.4
Uses				
	Uses Total	0.0	0.0	0.0
	Utility Surety Fund Ending Balance	0.4	0.4	0.4

Fund Balances and Description Table for All Non-General Funds

Fund Number 2322

DPS Administration Fund

Link To Flow Chart

A.R.S. § 35-142 (E)

Revenue for this fund comes from state and local grants and donations for the administration of state and local grants, such as DUI Abatement, ACJC Forensic Crime Lab grants, and other monies that do not fit the intended use of some other fund.

		<u>FY 2016</u>	<u>FY 2017</u>	<u>FY 2018</u>
Sources				
Beginning Balance		1,422.6	1,691.7	1,127.5
Revenues	Department of Public Safety	1,464.2	1,533.8	1,533.8
Sources Total		2,886.8	3,225.5	2,661.3
Uses				
Non-Appropriated Expenditures	Department of Public Safety	1,195.1	2,098.0	2,098.0
Risk Management Adjustment	Department of Public Safety	0.0	0.0	0.6
Retirement Adjustment	Department of Public Safety	0.0	0.0	15.1
Uses Total		1,195.1	2,098.0	2,113.7
DPS Administration Fund Ending Balance		1,691.7	1,127.5	547.6

Fund Number 2323

State Education Fund for Committed Youth Fund

Link To Flow Chart

A.R.S. § 15-1371

Revenues, which are based on student count and the K-12 Basic State Aid formula, are used to help provide for the education of committed youth.

		<u>FY 2016</u>	<u>FY 2017</u>	<u>FY 2018</u>
Sources				
Beginning Balance		68.9	81.3	13.1
Revenues	Department of Juvenile Corrections	1,522.2	1,520.0	1,520.0
Sources Total		1,591.1	1,601.3	1,533.1
Uses				
Operating Expenditures/Appropriations	Department of Juvenile Corrections	1,509.8	1,588.2	1,588.2
Uses Total		1,509.8	1,588.2	1,588.2
State Education Fund for Committed Youth Fund Ending Balance		81.3	13.1	(55.1)

Note: The Department's youth population has been decreasing for the past ten years. The Executive recommends keeping the appropriation the same in case more youths are committed to the Department than currently expected.

Fund Balances and Description Table for All Non-General Funds

Fund Number 2328

Permit Administration Fund

[Link To Flow Chart](#)

A.R.S. §49-455

Revenues consist of monies appropriated by the Legislature, interest on fund balances, and air permit fees. The fund supports the implementation of air quality provisions related to inspection, permitting, and compliance of stationary regulated air emitting sources.

		<u>FY 2016</u>	<u>FY 2017</u>	<u>FY 2018</u>
Sources				
Beginning Balance		8,311.1	8,814.6	7,420.4
Revenues	Department of Environmental Quality	6,010.3	5,719.9	5,719.9
Sources Total		14,321.4	14,534.5	13,140.3
Uses				
Operating Expenditures/Appropriations	Department of Environmental Quality	5,506.8	7,114.1	9,327.4
Retirement Adjustment	Department of Environmental Quality	0.0	0.0	0.6
Uses Total		5,506.8	7,114.1	9,328.0
Permit Administration Fund Ending Balance		8,814.6	7,420.4	3,812.3

Fund Number 2329

Nursing Care Institution Protection Fund

[Link To Flow Chart](#)

A.R.S. § 36-431.02

The fund is used to pay the cost of placing residents of a nursing home that is closed for violations into a different nursing home that is in full compliance. Revenues to this fund are provided from fines and administrative penalties assessed against nursing care institutions. Expenditure of these funds are subject to federal approval and limited by federal regulation as to the purposes of their use.

		<u>FY 2016</u>	<u>FY 2017</u>	<u>FY 2018</u>
Sources				
Beginning Balance		1,654.0	2,102.2	2,434.2
Revenues	Department of Health Services	470.2	470.2	470.2
Sources Total		2,124.2	2,572.4	2,904.4
Uses				
Operating Expenditures/Appropriations	Department of Health Services	22.0	138.2	138.2
Uses Total		22.0	138.2	138.2
Nursing Care Institution Protection Fund Ending Balance		2,102.2	2,434.2	2,766.2

Fund Balances and Description Table for All Non-General Funds

Fund Number 2333

Public Access Fund

Link To Flow Chart

A.R.S. § 10-122

Revenues consist of fees charged for expedited services, special computer printouts, reports, and tapes. The Commission also charges for remote access to the Commission's data processing system. Funds are used for improvements to the Commission's data processing system. Year end balances in excess of \$200,000 are transferred to the General Fund.

		FY 2016	FY 2017	FY 2018
Sources				
Beginning Balance		2,006.8	2,095.7	1,484.0
Revenues	Corporation Commission	7,048.5	7,390.0	7,390.0
Sources Total		9,055.3	9,485.7	8,874.0
Uses				
Operating Expenditures/Appropriations	Corporation Commission	6,051.9	6,558.8	6,558.8
Administrative Adjustments	Corporation Commission	4.5	78.5	0.0
Transfer Due to Fund Balance Cap	Corporation Commission	903.2	1,364.4	747.8
Risk Management Adjustment	Corporation Commission	0.0	0.0	(15.3)
Retirement Adjustment	Corporation Commission	0.0	0.0	0.8
Uses Total		6,959.6	8,001.7	7,292.1
Public Access Fund Ending Balance		2,095.7	1,484.0	1,581.9

Fund Number 2334

Monies on Demand Fund

Link To Flow Chart

A.R.S. § 10-122

The Monies On Demand Fund contains deposits made by Customers of the Corporations Division that maintain On Demand Accounts. The client balances allow for fax filings, multiple business filings, etc., without delay for lack of payment in advance or having multiple accounts' fees paid with separate checks. As the customer completes their filings and incurs expenses, funds are moved from the Monies On Demand account into the appropriate revenue account.

		FY 2016	FY 2017	FY 2018
Sources				
Beginning Balance		877.5	563.0	563.0
Revenues	Corporation Commission	(314.5)	0.0	0.0
Sources Total		563.0	563.0	563.0
Uses				
Uses Total		0.0	0.0	0.0
Monies on Demand Fund Ending Balance		563.0	563.0	563.0

Fund Balances and Description Table for All Non-General Funds

Fund Number 2335 Spinal and Head Injuries Trust Fund

Link To Flow Chart

A.R.S. § 41-3203

The Spinal and Head Injuries Trust Fund is comprised of fines levied for civil traffic penalties. The funds are utilized by the Department's Rehabilitation Services Administration to provide services to individuals with spinal and head injuries.

		FY 2016	FY 2017	FY 2018
Sources				
Beginning Balance		2,821.1	3,584.5	3,111.6
Revenues	Department of Economic Security	2,056.4	1,850.8	1,665.7
	Sources Total	4,877.5	5,435.3	4,777.3
Uses				
Operating Expenditures/Appropriations	Department of Economic Security	1,293.0	2,323.7	2,323.7
Retirement Adjustment	Department of Economic Security	0.0	0.0	0.1
	Uses Total	1,293.0	2,323.7	2,323.8
	Spinal and Head Injuries Trust Fund Ending Balance	3,584.5	3,111.6	2,453.5

Fund Number 2337 DNA Identification System Fund

Link To Flow Chart

A.R.S. § 41-2419

Funds received from a 1.28% allocation from the Criminal Justice Enhancement Fund (CJEF) surcharge on fines and penalties, as well as an additional 3% surcharge on fines and penalties, are used to fund the DNA identification unit at the Department of Public Safety.

		FY 2016	FY 2017	FY 2018
Sources				
Beginning Balance		181.5	222.6	(301.3)
Revenues	Department of Public Safety	5,016.9	4,445.7	4,312.4
	Sources Total	5,198.4	4,668.3	4,011.1
Uses				
Operating Expenditures/Appropriations	Department of Public Safety	5,068.4	4,969.6	4,969.6
Administrative Adjustments	Department of Public Safety	(92.6)	0.0	0.0
Risk Management Adjustment	Department of Public Safety	0.0	0.0	1.2
Retirement Adjustment	Department of Public Safety	0.0	0.0	0.5
	Uses Total	4,975.8	4,969.6	4,971.3
	DNA Identification System Fund Ending Balance	222.6	(301.3)	(960.2)

Note: CJEF revenue has significantly declined in the last eight years, declining another 5% from FY 2015 to FY 2016. The Executive recommends keeping the appropriation the same in the event CJEF revenues increase.

Fund Balances and Description Table for All Non-General Funds

Fund Number 2338

Statewide Monument and Memorial Repair Fund

Link To Flow Chart

A.R.S. § 41-1365

Revenues from donations, fund-raising activities, collected monies, grants, and legislative appropriations are used for the maintenance, repair, reconditioning or relocation of monuments or memorials, and for supporting mechanical equipment in the governmental mall.

	FY 2016	FY 2017	FY 2018
Sources			
Beginning Balance	219.5	219.5	219.5
Sources Total	219.5	219.5	219.5
Uses			
Uses Total	0.0	0.0	0.0
Statewide Monument and Memorial Repair Fund Ending Balance	219.5	219.5	219.5

Fund Number 2339

Military Family Relief Fund

Link To Flow Chart

A.R.S. § 41-608

Revenues are received from private donations, grants, and bequests. Funds are used to provide financial assistance to family members of deceased or wounded veterans who were deployed from a military base in Arizona or who were members of the Arizona Army or Air National Guard.

	FY 2016	FY 2017	FY 2018
Sources			
Beginning Balance	5,100.8	5,710.4	6,051.8
Revenues	1,113.6	1,035.0	1,035.0
Sources Total	6,214.4	6,745.4	7,086.8
Uses			
Non-Appropriated Expenditures Department of Veterans' Services	504.0	693.6	693.6
Uses Total	504.0	693.6	693.6
Military Family Relief Fund Ending Balance	5,710.4	6,051.8	6,393.2

Fund Balances and Description Table for All Non-General Funds

Fund Number 2340 Permanent Tribal-State Compact Fund

Link To Flow Chart

A.R.S. § 5-601.G

This fund receives revenues from certification fees received from individuals and companies who are required by the tribal-state compact to be state certified. Revenues are to be used to reimburse the cost incurred by the Department of Gaming in performing background investigations.

		FY 2016	FY 2017	FY 2018
Sources				
Beginning Balance		1,504.9	1,612.4	1,308.3
Revenues	Department of Gaming	1,732.7	1,777.7	1,777.7
Sources Total		3,237.6	3,390.1	3,086.0
Uses				
Operating Expenditures/Appropriations	Department of Gaming	1,622.7	2,081.8	2,081.8
Administrative Adjustments	Department of Gaming	2.5	0.0	0.0
Retirement Adjustment	Department of Gaming	0.0	0.0	0.3
Uses Total		1,625.2	2,081.8	2,082.1
Permanent Tribal-State Compact Fund Ending Balance		1,612.4	1,308.3	1,003.9

Fund Number 2346 Constable Ethics Standards and Training Fund

Link To Flow Chart

A.R.S. § 22-138

Revenues come from writ fees, which are set by the Board of Supervisors, and range in amount up to \$5.00. 80% of the fund's revenues are used to fund grants for training and equipment for constables. 20% of revenues may be used for administrative costs.

		FY 2016	FY 2017	FY 2018
Sources				
Beginning Balance		452.9	491.7	280.1
Revenues	Constable Ethics Standards & Training Board	286.1	286.1	286.1
Sources Total		739.0	777.8	566.2
Uses				
Non-Appropriated Expenditures	Constable Ethics Standards & Training Board	247.3	497.7	246.3
Uses Total		247.3	497.7	246.3
Constable Ethics Standards and Training Fund Ending Balance		491.7	280.1	319.9

Fund Balances and Description Table for All Non-General Funds

Fund Number 2348 Neighbors Helping Neighbors Fund

Link To Flow Chart

A.R.S. § 43-615

Individuals may make a donation or designate a portion of their refund as a voluntary contribution to the Neighbors Helping Neighbors Fund. The Neighbors Helping Neighbors Fund is used by Community Action or other agencies to provide assistance in paying utility bills, conserving energy, and weatherization. Recipients of assistance must have a household income at or below 125% of the federal poverty level, be sixty years of age or older, or handicapped with a household income at or below 150% of the federal poverty level.

		FY 2016	FY 2017	FY 2018
Sources				
Beginning Balance		38.2	19.8	22.3
Revenues	Department of Economic Security	20.4	37.5	37.5
	Sources Total	58.6	57.3	59.8
Uses				
Non-Appropriated Expenditures	Department of Economic Security	38.8	35.0	35.0
	Uses Total	38.8	35.0	35.0
	Neighbors Helping Neighbors Fund Ending Balance	19.8	22.3	24.8

Fund Number 2349 National Guard Relief Fund

Link To Flow Chart

A.R.S. § 26-183

Pursuant to Laws 2015 Chapter 208, this fund is to be eliminated. Additionally, the voluntary contribution space on the individual income tax return form that directs monies to the fund is removed and any unexpended, unencumbered money left in the fund is to be transferred to the Department of Veterans' Services for distribution to a nonprofit organization that provides financial assistance to Arizona national guard members and their families.

		FY 2016	FY 2017	FY 2018
Sources				
Beginning Balance		1,321.1	0.0	0.0
Revenues	Department of Emergency and Military Affairs	(1,041.1)	0.0	0.0
	Sources Total	280.0	0.0	0.0
Uses				
Non-Appropriated Expenditures	Department of Emergency and Military Affairs	280.0	0.0	0.0
	Uses Total	280.0	0.0	0.0
	National Guard Relief Fund Ending Balance	0.0	0.0	0.0

Fund Balances and Description Table for All Non-General Funds

Fund Number 2350

Arizona Benefits Fund

Link To Flow Chart

A.R.S. § 5-601.02

This fund was established to be the repository for contributions paid to the State by Indian Tribes who have Tribal-State compacts. The monies in the fund are used to fund the regulatory and administrative functions of the Department of Gaming. Monies are also used for the prevention and treatment of, and education concerning problem gambling.

		FY 2016	FY 2017	FY 2018
Sources				
Beginning Balance		1,618.2	2,251.2	1,473.0
Revenues	Department of Gaming	10,052.6	10,272.7	10,690.8
Sources Total		11,670.8	12,523.9	12,163.8
Uses				
Operating Expenditures/Appropriations	Department of Gaming	9,280.2	11,050.9	11,050.9
Administrative Adjustments	Department of Gaming	139.4	0.0	0.0
Risk Management Adjustment	Department of Gaming	0.0	0.0	0.8
Retirement Adjustment	Department of Gaming	0.0	0.0	1.0
Uses Total		9,419.6	11,050.9	11,052.7
Arizona Benefits Fund Ending Balance		2,251.2	1,473.0	1,111.1

Fund Number 2355

State Home for Veterans Trust Fund

Link To Flow Chart

A.R.S. § 41-608

Revenues are received from charges for living in the nursing home. Funds are used to provide long-term medical care and other related services to residents of the Arizona State Veterans' Home.

		FY 2016	FY 2017	FY 2018
Sources				
Beginning Balance		6,597.4	8,961.6	12,399.4
Revenues	Department of Veterans' Services	33,213.8	34,585.4	34,585.4
Sources Total		39,811.2	43,547.0	46,984.8
Uses				
Operating Expenditures/Appropriations	Department of Veterans' Services	30,191.4	31,147.6	31,147.6
Administrative Adjustments	Department of Veterans' Services	658.2	0.0	0.0
Risk Management Adjustment	Department of Veterans' Services	0.0	0.0	(24.8)
Retirement Adjustment	Department of Veterans' Services	0.0	0.0	2.6
Uses Total		30,849.6	31,147.6	31,125.4
State Home for Veterans Trust Fund Ending Balance		8,961.6	12,399.4	15,859.4

Fund Balances and Description Table for All Non-General Funds

Fund Number 2357 Election Systems Improvement Fund

Link To Flow Chart

A.R.S. § 41-129

Revenues consist of federal grants as well as matching State monies and interest income. Monies in the fund are used to implement the provisions of the Help America Vote Act of 2002.

		<u>FY 2016</u>	<u>FY 2017</u>	<u>FY 2018</u>
Sources				
Beginning Balance		4,840.6	4,147.8	1,238.5
Revenues	Department of State - Secretary of State	31.8	31.8	31.8
	Sources Total	4,872.4	4,179.6	1,270.3
Uses				
Operating Expenditures/Appropriations	Department of State - Secretary of State	724.6	2,941.1	2,941.1
	Uses Total	724.6	2,941.1	2,941.1
Election Systems Improvement Fund Ending Balance		4,147.8	1,238.5	(1,670.8)

Note: The Department is no longer receiving federal grants into this fund but is earning some interest income. The Department can only spend to their appropriated level and up to the amount contained in the fund.

Fund Number 2358 Mathematics, Science and Special Education Teacher Student Loan Fund

Link To Flow Chart

A.R.S. § 15-1784

Funds are transferred from the General Fund. The Board grants loans to defray in-state tuition, fees, and instructional materials costs of students pursuing a teaching degree in the STEM fields.

		<u>FY 2016</u>	<u>FY 2017</u>	<u>FY 2018</u>
Sources				
Beginning Balance		303.7	301.7	165.0
Revenues	Commission for Postsecondary Education	179.5	189.3	689.3
	Sources Total	483.2	491.0	854.3
Uses				
Non-Appropriated Expenditures	Commission for Postsecondary Education	181.5	326.0	826.0
	Uses Total	181.5	326.0	826.0
Mathematics, Science and Special Education Teacher Student Loan Fund Ending Balance		301.7	165.0	28.3

Fund Balances and Description Table for All Non-General Funds

Fund Number 2359PMA Controlled Substance Prescription Monitoring Program

Link To Flow Chart

A.R.S. § 32-1907 (C) and A.R.S. § 36-2605

This fund consists of transfers from the Pharmacy Board Fund and the Department of Health Services to be used for the Controlled Substances Prescription Monitoring Program.

	FY 2016	FY 2017	FY 2018
Sources			
Beginning Balance	12.6	66.3	47.3
Revenues	508.9	508.9	508.9
Sources Total	521.5	575.2	556.2
Uses			
Non-Appropriated Expenditures Board of Pharmacy	455.2	527.9	527.9
Uses Total	455.2	527.9	527.9
Controlled Substance Prescription Monitoring Program Ending Balance	66.3	47.3	28.3

Fund Number 2360 Fire Suppression Fund

Link To Flow Chart

A.R.S. § 37-623.02

Revenue is received from state appropriations and reimbursements from land owners and is used to fight wildland fires.

	FY 2016	FY 2017	FY 2018
Sources			
Beginning Balance	2,669.3	3,212.7	1,897.3
Revenues	32,391.2	35,000.1	35,000.1
Sources Total	35,060.5	38,212.8	36,897.4
Uses			
Non-Appropriated Expenditures Department of Forestry and Fire Management	31,847.8	36,315.5	36,315.5
Retirement Adjustment Department of Forestry and Fire Management	0.0	0.0	0.4
Uses Total	31,847.8	36,315.5	36,315.9
Fire Suppression Fund Ending Balance	3,212.7	1,897.3	581.5

Fund Balances and Description Table for All Non-General Funds

Fund Number 2365 Voluntary Vehicle Repair and Retrofit Program Fund

Link To Flow Chart

A.R.S. § 49-474.03

Consists of monies appropriated by the Legislature and a portion of fees collected from non-compliance to the Clean Air Act. Programs exist in counties with a population exceeding 400,000 persons and are designed to reduce vehicle emissions. The fund provides repair and retrofit matching grants to qualifying motorists whose vehicles fail emissions inspections.

		FY 2016	FY 2017	FY 2018
Sources				
Beginning Balance		3,302.7	2,325.5	3,330.5
Revenues	Department of Environmental Quality	1,022.8	1,005.0	1,005.0
Sources Total		4,325.5	3,330.5	4,335.5
Uses				
Legislative Fund Transfers	Department of Environmental Quality	2,000.0	0.0	0.0
Uses Total		2,000.0	0.0	0.0
Voluntary Vehicle Repair and Retrofit Program Fund Ending Balance		2,325.5	3,330.5	4,335.5

Fund Number 2366 Golden Rule Special Plate Fund

Link To Flow Chart

A.R.S. §15-243

Revenues from the annual sales of Golden Rule license plate are used to promote the golden rule in schools.

		FY 2016	FY 2017	FY 2018
Sources				
Beginning Balance		0.0	0.0	62.0
Revenues	Department of Education	176.6	172.0	172.0
Sources Total		176.6	172.0	234.0
Uses				
Non-Appropriated Expenditures	Department of Education	176.6	110.0	110.0
Uses Total		176.6	110.0	110.0
Golden Rule Special Plate Fund Ending Balance		0.0	62.0	124.0

Fund Balances and Description Table for All Non-General Funds

Fund Number 2368 Leafy Green Marketing Committee Fund

Link To Flow Chart

A.R.S. § 3-419

This fund consists of assessments on commodities in the Arizona Leafy Green Product Shipper Marketing Agreement used to ensure compliance with accepted food safety practices.

	FY 2016	FY 2017	FY 2018
Sources			
Beginning Balance	467.5	487.0	355.2
Revenues Department of Agriculture	412.5	359.0	359.0
Sources Total	880.0	846.0	714.2
Uses			
Non-Appropriated Expenditures Department of Agriculture	393.0	490.8	490.8
Uses Total	393.0	490.8	490.8
Leafy Green Marketing Committee Fund Ending Balance	487.0	355.2	223.4

Fund Number 2369 Racing Investigation Fund

Link To Flow Chart

A.R.S. § 41-705

The fund receives revenue from applicants for permits to hold a race meet in Arizona. The fund is used to offset the cost incurred by the Department for the investigation of any entity applying for a permit.

	FY 2016	FY 2017	FY 2018
Sources			
Beginning Balance	23.1	20.4	19.9
Sources Total	23.1	20.4	19.9
Uses			
Non-Appropriated Expenditures Department of Gaming	2.7	0.5	0.5
Uses Total	2.7	0.5	0.5
Racing Investigation Fund Ending Balance	20.4	19.9	19.4

Fund Balances and Description Table for All Non-General Funds

Fund Number 2373 Lease to Own Fund (School Facilities Board) Fund

Link To Flow Chart

A.R.S. § 15-2004

Revenues to the fund are derived from General Fund appropriations to pay for debt service on lease-to-own agreements entered into for new school construction.

	FY 2016	FY 2017	FY 2018
Sources			
Beginning Balance	1,426.3	4,579.7	1,547.8
Revenues School Facilities Board	171,109.4	170,006.6	172,793.6
Sources Total	172,535.7	174,586.3	174,341.4
Uses			
Non-Appropriated Expenditures School Facilities Board	167,956.0	173,038.5	172,793.6
Uses Total	167,956.0	173,038.5	172,793.6
Lease to Own Fund (School Facilities Board) Fund Ending Balance	4,579.7	1,547.8	1,547.8

Fund Number 2377 Captive Insurance Regulatory/Supervision Fund

Link To Flow Chart

A.R.S. § 20-1098.18

Revenues from captive insurer license and renewal fees are used to pay the costs of administering the captive insurance program. Any year-end balance exceeding \$100,000 is reverted to the General Fund after the close of the fiscal year.

	FY 2016	FY 2017	FY 2018
Sources			
Beginning Balance	488.7	491.2	694.1
Revenues Department of Insurance	601.4	601.5	601.6
Sources Total	1,090.1	1,092.7	1,295.7
Uses			
Non-Appropriated Expenditures Department of Insurance	210.2	398.6	398.6
Transfer Due to Fund Balance Department of Insurance Cap	388.7	0.0	0.0
Retirement Adjustment Department of Insurance	0.0	0.0	0.1
Uses Total	598.9	398.6	398.7
Captive Insurance Regulatory/Supervision Fund Ending Balance	491.2	694.1	897.0

Fund Balances and Description Table for All Non-General Funds

Fund Number 2378 Livestock and Crop Conservation Fund

Link To Flow Chart

A.R.S. § 41-511.23

In 2011 General Fund was transferred by the State Parks Board to the Department of Agriculture for the purposes of providing grants to agricultural and grazing concerns who implement conservation management techniques.

	FY 2016	FY 2017	FY 2018
Sources			
Beginning Balance	1,569.0	1,114.0	639.2
Revenues Department of Agriculture	23.0	10.6	3.4
Sources Total	1,592.0	1,124.6	642.6
Uses			
Non-Appropriated Expenditures Department of Agriculture	478.0	485.4	485.4
Uses Total	478.0	485.4	485.4
Livestock and Crop Conservation Fund Ending Balance	1,114.0	639.2	157.2

Fund Number 2379 Transition Program Fund

Link To Flow Chart

A.R.S. § 31-284

Revenue is received from an 8% share of prison inmate wages and is used, upon appropriation, to operate transition offices for inmates as they are released from prison.

	FY 2016	FY 2017	FY 2018
Sources			
Beginning Balance	598.4	1,544.6	1,718.4
Revenues Department of Corrections	2,423.3	2,773.8	2,773.8
Sources Total	3,021.7	4,318.4	4,492.2
Uses			
Operating Department of Corrections	1,400.1	2,400.1	2,400.1
Expenditures/Appropriations			
Administrative Adjustments Department of Corrections	77.1	199.9	0.0
Uses Total	1,477.1	2,600.0	2,400.1
Transition Program Fund Ending Balance	1,544.6	1,718.4	2,092.1

Fund Balances and Description Table for All Non-General Funds

Fund Number 2380 **Motor Carrier Safety Revolving Fund**

Link To Flow Chart

A.R.S. § 28-5203

Revenues consist of appropriations and monies received from private grants or donations. Monies in the fund are continuously appropriated to the Department to be used by Arizona Department of Transportation, the Attorney General, and the Department of Public Safety for motor carrier safety.

			<u>FY 2016</u>	<u>FY 2017</u>	<u>FY 2018</u>
Sources					
Beginning Balance			82.3	92.9	101.3
Revenues	Attorney General - Department of Law		2.5	2.7	2.7
Revenues	Department of Public Safety		4.7	4.7	4.7
Revenues	Department of Transportation		5.0	5.0	5.0
	Sources Total		94.5	105.3	113.7
Uses					
Non-Appropriated Expenditures	Department of Public Safety		1.6	4.0	4.0
	Uses Total		1.6	4.0	4.0
Motor Carrier Safety Revolving Fund Ending Balance			92.9	101.3	109.7

Fund Number 2382 **Arizona Lengthy Trial Fund**

Link To Flow Chart

A.R.S. § 21-222

Monies for the fund are received from a \$15 surcharge on filings in Superior Court. Funds are used to pay full or partial earnings replacement or supplementation to jurors who serve as petit jurors for more than five days and who receive less than full compensation.

			<u>FY 2016</u>	<u>FY 2017</u>	<u>FY 2018</u>
Sources					
Beginning Balance			971.5	197.8	48.9
Revenues	Judiciary		667.3	667.3	667.3
	Sources Total		1,638.8	865.1	716.2
Uses					
Non-Appropriated Expenditures	Judiciary		691.0	516.2	516.2
Legislative Fund Transfers	Judiciary		750.0	300.0	200.0
	Uses Total		1,441.0	816.2	716.2
Arizona Lengthy Trial Fund Ending Balance			197.8	48.9	0.0

Fund Balances and Description Table for All Non-General Funds

Fund Number 2386 **Families of Fallen Police Officers Special Plate Fund**

Link To Flow Chart

A.R.S. § 41-1721

Revenues come from the fees from Family of Fallen Police Officers special license plates and are used to provide grants to non-profit organizations that provide services to the families of police officers who were killed in the line of duty.

	FY 2016	FY 2017	FY 2018
Sources			
Beginning Balance	23.5	0.6	6.4
Revenues	243.6	255.8	268.6
Sources Total	267.1	256.4	275.0
Uses			
Non-Appropriated Expenditures Department of Public Safety	266.5	250.0	250.0
Uses Total	266.5	250.0	250.0
Families of Fallen Police Officers Special Plate Fund Ending Balance	0.6	6.4	25.0

Fund Number 2387 **Notary Bond Fund**

Link To Flow Chart

A.R.S. § 41-314

Notary bond fees are collected in this fund and distributed according to statutory formula. The Secretary of State's office receives a portion of these fees to defray the costs of processing the bonds.

	FY 2016	FY 2017	FY 2018
Sources			
Beginning Balance	121.0	272.1	433.1
Revenues	260.6	260.6	260.6
Sources Total	381.6	532.7	693.7
Uses			
Non-Appropriated Expenditures Department of State - Secretary of State	109.5	99.6	99.6
Uses Total	109.5	99.6	99.6
Notary Bond Fund Ending Balance	272.1	433.1	594.1

Fund Balances and Description Table for All Non-General Funds

Fund Number 2388

Laser Safety Fund

Link To Flow Chart

A.R.S. § 32-3234

Laser technician fees are collected to fund the registration and regulation of aestheticians who wish to perform cosmetic procedures using lasers or intense pulse light devices.

		<u>FY 2016</u>	<u>FY 2017</u>	<u>FY 2018</u>
Sources				
Beginning Balance		7.1	4.2	7.2
Revenues	Radiation Regulatory Agency	56.1	78.4	78.4
	Sources Total	63.2	82.6	85.6
Uses				
Non-Appropriated Expenditures	Radiation Regulatory Agency	59.0	75.4	75.4
	Uses Total	59.0	75.4	75.4
	Laser Safety Fund Ending Balance	4.2	7.2	10.2

Fund Number 2391

Public Safety Equipment Fund

Link To Flow Chart

A.R.S. § 41-1723

Revenues are from DUI and OUI penalties as well as from a \$4 surcharge on civil violations. Revenues are used to purchase vehicles, ballistic vests, electronic stun devices, and other safety equipment.

		<u>FY 2016</u>	<u>FY 2017</u>	<u>FY 2018</u>
Sources				
Beginning Balance		15,209.4	5,633.1	4,954.9
Revenues	Department of Public Safety	3,700.1	3,415.5	3,349.0
	Sources Total	18,909.5	9,048.6	8,303.9
Uses				
Operating Expenditures/Appropriations	Department of Public Safety	2,072.7	2,893.7	3,393.7
Administrative Adjustments	Department of Public Safety	291.4	0.0	0.0
Non-Appropriated Expenditures	Department of Public Safety	1,105.3	1,200.0	1,200.0
Transfer Due to Fund Balance Cap	Department of Public Safety	9,807.0	0.0	0.0
	Uses Total	13,276.4	4,093.7	4,593.7
	Public Safety Equipment Fund Ending Balance	5,633.1	4,954.9	3,710.2

Fund Balances and Description Table for All Non-General Funds

Fund Number 2392 Building Renewal Grant Fund

Link To Flow Chart

A.R.S. § 15-2032

Revenues to the fund consist of legislative appropriations and are distributed as grants to school districts to fund primary building renewal projects.

	FY 2016	FY 2017	FY 2018
Sources			
Beginning Balance	28,391.6	36,587.1	0.0
Revenues School Facilities Board	31,667.9	31,667.9	31,667.9
Sources Total	60,059.5	68,255.0	31,667.9
Uses			
Non-Appropriated Expenditures School Facilities Board	23,472.4	68,255.0	31,667.9
Uses Total	23,472.4	68,255.0	31,667.9
Building Renewal Grant Fund Ending Balance	36,587.1	0.0	0.0

Fund Number 2393 Mixed Martial Arts Fund

Link To Flow Chart

A.R.S. § 5-225

The fund collects revenue from intergovernmental tribal agreements and boxing promoters who hold boxing or mixed martial arts events. These funds are used to offset the additional cost of regulating a boxing or mixed martial arts event.

	FY 2016	FY 2017	FY 2018
Sources			
Beginning Balance	51.3	71.4	92.2
Revenues Department of Gaming	38.5	39.0	39.0
Sources Total	89.8	110.4	131.2
Uses			
Non-Appropriated Expenditures Department of Gaming	18.4	18.2	18.2
Uses Total	18.4	18.2	18.2
Mixed Martial Arts Fund Ending Balance	71.4	92.2	113.0

Fund Balances and Description Table for All Non-General Funds

Fund Number 2394

Crime Laboratory Operations

Link To Flow Chart

A.R.S. § 41-1772

Revenues from defensive driving surcharges and a 9% allocation of Criminal Justice Enhancement Fund monies are used for the operation of the State crime labs.

		<u>FY 2016</u>	<u>FY 2017</u>	<u>FY 2018</u>
Sources				
Beginning Balance		847.1	1,697.3	1,501.5
Revenues	Department of Public Safety	13,781.8	13,401.5	13,312.7
	Sources Total	14,628.9	15,098.8	14,814.2
Uses				
Operating Expenditures/Appropriations	Department of Public Safety	13,136.5	13,597.3	13,597.3
Administrative Adjustments	Department of Public Safety	(204.9)	0.0	0.0
Risk Management Adjustment	Department of Public Safety	0.0	0.0	3.2
Retirement Adjustment	Department of Public Safety	0.0	0.0	14.0
	Uses Total	12,931.6	13,597.3	13,614.5
	Crime Laboratory Operations Ending Balance	1,697.3	1,501.5	1,199.7

Fund Number 2395

Community Corrections Enhancement Fund

Link To Flow Chart

A.R.S. § 31-418

The Community Corrections Fund consists of monies received by prisoners during the time that the prisoner remains on community supervision. Monies in the fund are used for Community Corrections.

		<u>FY 2016</u>	<u>FY 2017</u>	<u>FY 2018</u>
Sources				
Beginning Balance		279.8	351.8	359.7
Revenues	Department of Corrections	378.4	409.9	409.9
	Sources Total	658.2	761.7	769.6
Uses				
Non-Appropriated Expenditures	Department of Corrections	306.5	402.0	402.0
	Uses Total	306.5	402.0	402.0
	Community Corrections Enhancement Fund Ending Balance	351.8	359.7	367.6

Fund Balances and Description Table for All Non-General Funds

Fund Number 2396

Gang and Immigraton Intelligence Team Enforcement Mission Fund

[Link To Flow Chart](#)

A.R.S. § 41-1724

Revenues consist of General Fund appropriations in the GIITEM SLI and from a \$4 surcharge on civil fines and fees. Revenues are used in support of the GIITEM program.

		<u>FY 2016</u>	<u>FY 2017</u>	<u>FY 2018</u>
Sources				
Beginning Balance		2,625.3	2,784.5	2,265.2
Revenues	Department of Public Safety	4,869.8	4,611.8	4,551.5
Sources Total		7,495.1	7,396.3	6,816.7
Uses				
Operating Expenditures/Appropriations	Department of Public Safety	4,316.6	2,527.7	2,527.7
Administrative Adjustments	Department of Public Safety	394.0	0.0	0.0
Non-Appropriated Expenditures	Department of Public Safety	0.0	2,603.4	2,603.4
Uses Total		4,710.6	5,131.1	5,131.1
Gang and Immigraton Intelligence Team Enforcement Mission Fund Ending Balance		2,784.5	2,265.2	1,685.6

Fund Number 2397

Commission Of African-American Affairs

[Link To Flow Chart](#)

ARS 41-532

The fund consists of public and private donations and grants. The fund shall be used for the commission's operations.

		<u>FY 2016</u>	<u>FY 2017</u>	<u>FY 2018</u>
Sources				
Beginning Balance		0.0	0.8	3.5
Revenues	African-American Affairs	6.0	15.0	15.0
Sources Total		6.0	15.8	18.5
Uses				
Non-Appropriated Expenditures	African-American Affairs	5.2	12.3	12.3
Uses Total		5.2	12.3	12.3
Commission Of African-American Affairs Ending Balance		0.8	3.5	6.2

Fund Balances and Description Table for All Non-General Funds

Fund Number 2398

Water Resources Fund

[Link To Flow Chart](#)

A.R.S. § 45-117

Consists of fees collected by the Department of Water Resources that support agency operations.

		<u>FY 2016</u>	<u>FY 2017</u>	<u>FY 2018</u>
Sources				
Beginning Balance		3,791.3	3,785.5	3,619.1
Revenues	Department of Water Resources	538.9	475.0	475.0
Sources Total		4,330.2	4,260.5	4,094.1
Uses				
Operating Expenditures/Appropriations	Department of Water Resources	544.7	641.4	641.4
Uses Total		544.7	641.4	641.4
Water Resources Fund Ending Balance		3,785.5	3,619.1	3,452.7

Fund Number 2399

Teacher Certification Fund

[Link To Flow Chart](#)

A.R.S. § 15-248.02

Revenues consist of fees collected by the Arizona Department of Education from teachers and other school personnel who apply for professional certification. Funds are used for operation of the department's Teacher Certification program.

		<u>FY 2016</u>	<u>FY 2017</u>	<u>FY 2018</u>
Sources				
Beginning Balance		84.0	203.8	203.8
Revenues	State Board of Education	232.9	0.0	0.0
Revenues	Department of Education	2,028.7	2,342.7	2,342.7
Sources Total		2,345.6	2,546.5	2,546.5
Uses				
Operating Expenditures/Appropriations	State Board of Education	162.7	0.0	0.0
Operating Expenditures/Appropriations	Department of Education	1,908.9	2,342.7	2,342.7
Administrative Adjustments	State Board of Education	70.2	0.0	0.0
Risk Management Adjustment	Department of Education	0.0	0.0	0.2
Retirement Adjustment	Department of Education	0.0	0.0	0.3
Uses Total		2,141.8	2,342.7	2,343.2
Teacher Certification Fund Ending Balance		203.8	203.8	203.3

Fund Balances and Description Table for All Non-General Funds

Fund Number 2400 Federal Education and Training Fund

Link To Flow Chart

A.R.S. § 49-104 B.7

The fund consists of gifts, grants, matching monies, or direct payments from public or private agencies or private persons and enterprises. The fund is used to pay for the Department's services and publications and to conduct programs that are consistent with the general purposes and objectives.

	FY 2016	FY 2017	FY 2018
Sources			
Beginning Balance	0.0	2.5	26.3
Revenues Mine Inspector	85.9	69.0	69.0
Sources Total	85.9	71.5	95.3
Uses			
Non-Appropriated Expenditures Mine Inspector	83.4	45.2	45.2
Uses Total	83.4	45.2	45.2
Federal Education and Training Fund Ending Balance	2.5	26.3	50.1

Fund Number 2402 Private Donations Fund

Link To Flow Chart

A.R.S. § 35-142

This is a fund is used to expand the Arizona College Access Network and to build and maintain a website that provides information about postsecondary educational opportunities in Arizona.

	FY 2016	FY 2017	FY 2018
Sources			
Beginning Balance	31.8	32.4	19.1
Revenues Commission for Postsecondary Education	47.5	120.0	120.0
Sources Total	79.3	152.4	139.1
Uses			
Non-Appropriated Expenditures Commission for Postsecondary Education	46.9	133.3	133.3
Uses Total	46.9	133.3	133.3
Private Donations Fund Ending Balance	32.4	19.1	5.8

Fund Balances and Description Table for All Non-General Funds

Fund Number 2404 Securities Investment Management Fund

Link To Flow Chart

A.R.S. § 44-3298

Revenues consist of fees and costs collected pursuant to enforcement of investment management regulations. The Commission uses these funds for education, regulatory, investigative, and enforcement operations in the securities division. Year end balances in excess of \$100,000 are transferred to the General Fund.

			FY 2016	FY 2017	FY 2018
Sources					
Beginning Balance			1,530.3	1,470.4	1,486.5
Revenues	Corporation Commission		2,948.5	3,000.0	3,065.0
		Sources Total	4,478.8	4,470.4	4,551.5
Uses					
Operating Expenditures/Appropriations	Corporation Commission		711.4	708.9	708.9
Transfer Due to Fund Balance Cap	Corporation Commission		2,297.0	2,275.0	2,280.0
Risk Management Adjustment	Corporation Commission		0.0	0.0	(2.2)
Retirement Adjustment	Corporation Commission		0.0	0.0	0.1
		Uses Total	3,008.4	2,983.9	2,986.8
		Securities Investment Management Fund Ending Balance	1,470.4	1,486.5	1,564.7

Fund Number 2405 Postsecondary Education Fund

Link To Flow Chart

A.R.S. § 15-1853

Revenues to the fund consist of state and institutional funds related to the Leveraging Educational Assistance Partnership. Additionally, the private and corporate donations are used to assist in the operating costs associated with the Arizona College and Career Guide, the Arizona Minority Educational Policy Analysis Center, and the Twelve Plus Partnership.

			FY 2016	FY 2017	FY 2018
Sources					
Beginning Balance			181.0	163.4	104.5
Revenues	Commission for Postsecondary Education		1,282.2	1,475.2	1,475.2
		Sources Total	1,463.2	1,638.6	1,579.7
Uses					
Operating Expenditures/Appropriations	Commission for Postsecondary Education		1,299.8	1,534.1	1,534.1
Risk Management Adjustment	Commission for Postsecondary Education		0.0	0.0	0.5
		Uses Total	1,299.8	1,534.1	1,534.6
		Postsecondary Education Fund Ending Balance	163.4	104.5	45.1

Fund Balances and Description Table for All Non-General Funds

Fund Number 2406 Registrar of Contractors Fund

Link To Flow Chart

A.R.S. § 32-1107

Consists of registration and license fees from contractors. These monies are to be used for the operations of the Registrar of Contractors agency.

		FY 2016	FY 2017	FY 2018
Sources				
Beginning Balance		10,687.5	9,824.9	4,903.1
Revenues	Registrar of Contractors	7,653.2	7,493.6	7,699.9
Sources Total		18,340.7	17,318.5	12,603.0
Uses				
Operating Expenditures/Appropriations	Registrar of Contractors	8,510.0	12,165.4	12,165.4
Administrative Adjustments	Registrar of Contractors	5.8	250.0	0.0
Risk Management Adjustment	Registrar of Contractors	0.0	0.0	6.1
Retirement Adjustment	Registrar of Contractors	0.0	0.0	1.1
Uses Total		8,515.8	12,415.4	12,172.6
Registrar of Contractors Fund Ending Balance		9,824.9	4,903.1	430.4

Fund Number 2408 Abandoned Mine Safety Fund

Link To Flow Chart

A.R.S. § 27-131

Revenues include gifts, grants, contributions, and monies that may be appropriated by the legislature to match the gifts, grants, and contributions based on the preceding year's expenditures. Fund are used to pay contractors for actual abatement costs to fill, fence, or plug shafts.

		FY 2016	FY 2017	FY 2018
Sources				
Beginning Balance		144.2	131.1	116.1
Revenues	Mine Inspector	0.0	0.0	0.0
Sources Total		144.2	131.1	116.1
Uses				
Non-Appropriated Expenditures	Mine Inspector	13.1	15.0	15.0
Uses Total		13.1	15.0	15.0
Abandoned Mine Safety Fund Ending Balance		131.1	116.1	101.1

Fund Balances and Description Table for All Non-General Funds

Fund Number 2409 Children's Health Insurance Program Fund

Link To Flow Chart

A.R.S. § 36-2995

Consists of Federal Title XXI funds and member premiums, which are used to provide health coverage for children eligible for the KidsCare program administered by AHCCCS, and related administrative costs.

		FY 2016	FY 2017	FY 2018
Sources				
Beginning Balance		1,615.2	1,757.7	1,757.7
Revenues	Arizona Health Care Cost Containment System	2,967.6	7,674.9	93,603.8
Sources Total		4,582.8	9,432.6	95,361.5
Uses				
Operating Expenditures/Appropriations	Arizona Health Care Cost Containment System	2,424.1	7,674.9	93,603.8
Administrative Adjustments	Arizona Health Care Cost Containment System	401.0	0.0	0.0
Risk Management Adjustment	Arizona Health Care Cost Containment System	0.0	0.0	0.1
Retirement Adjustment	Arizona Health Care Cost Containment System	0.0	0.0	0.2
Uses Total		2,825.1	7,674.9	93,604.1
Children's Health Insurance Program Fund Ending Balance		1,757.7	1,757.7	1,757.4

Fund Number 2410 Water Resources Publication and Mailing Fund

Link To Flow Chart

A.R.S. § 45-115

Revenues consist of monies paid for legal notices required by law. Funds are used for related expenses. Any funds exceeding \$20,000 at the end of the year revert to the General Fund.

		FY 2016	FY 2017	FY 2018
Sources				
Beginning Balance		1.9	9.3	17.3
Revenues	Department of Water Resources	8.0	8.0	8.0
Sources Total		9.9	17.3	25.3
Uses				
Non-Appropriated Expenditures	Department of Water Resources	0.6	0.0	0.0
Uses Total		0.6	0.0	0.0
Water Resources Publication and Mailing Fund Ending Balance		9.3	17.3	25.3

Fund Balances and Description Table for All Non-General Funds

Fund Number 2411 Water Resources Production and Copying Fund

Link To Flow Chart

A.R.S. § 45-114

Revenues consist of monies paid for copies of Department records and are used for administrative expenses related thereto. Any funds exceeding \$20,000 at the end of the year revert to the General Fund.

	<u>FY 2016</u>	<u>FY 2017</u>	<u>FY 2018</u>
Sources			
Beginning Balance	17.5	17.4	17.4
Revenues Department of Water Resources	0.3	0.0	0.0
Sources Total	17.8	17.4	17.4
Uses			
Non-Appropriated Expenditures Department of Water Resources	0.3	0.0	0.0
Uses Total	0.3	0.0	0.0
Water Resources Production and Copying Fund Ending Balance	17.4	17.4	17.4

Fund Number 2412 Acupuncture Board of Examiners Fund

Link To Flow Chart

A.R.S. § 32-3905

Revenues are from the fees, fines, and other revenues received by the Board, and are used to license and investigate acupuncturists.

	<u>FY 2016</u>	<u>FY 2017</u>	<u>FY 2018</u>
Sources			
Beginning Balance	148.4	167.6	151.2
Revenues Acupuncture Board of Examiners	161.1	162.1	163.1
Sources Total	309.5	329.7	314.3
Uses			
Operating Acupuncture Board of Examiners	141.9	178.5	212.3
Expenditures/Appropriations			
Risk Management Adjustment Acupuncture Board of Examiners	0.0	0.0	0.1
Uses Total	141.9	178.5	212.4
Acupuncture Board of Examiners Fund Ending Balance	167.6	151.2	101.9

Fund Balances and Description Table for All Non-General Funds

Fund Number 2414 Shared Location & Advertisement Agreement Expense

Link To Flow Chart

A.R.S. § 28-409

Revenues in the fund consist of payments received from public and private entities that have entered into agreements with the Department of Transportation to share locations and/or advertise goods and services that are deemed to be of mutual interest to both parties. Monies deposited in the fund may be used to partially offset the cost incurred by ADOT in providing a location and advertising.

	FY 2016	FY 2017	FY 2018
Sources			
Beginning Balance	39.3	37.3	87.3
Revenues Department of Transportation	0.0	50.0	50.0
Sources Total	39.3	87.3	137.3
Uses			
Non-Appropriated Expenditures Department of Transportation	2.0	0.0	0.0
Uses Total	2.0	0.0	0.0
Shared Location & Advertisement Agreement Expense Ending Balance	37.3	87.3	137.3

Fund Number 2417 Highway Expansion and Extension Loan Program Fund

Link To Flow Chart

A.R.S. 28-7674

Revenues consist of legislative appropriations, federal receipts, loan repayments and interests, and funding obligations issues by the State Transportation Board. The Highway Expansion and Extension Loan Program provides the state and its communities with an innovative financing mechanism to accelerate the funding of road construction projects.

	FY 2016	FY 2017	FY 2018
Sources			
Beginning Balance	78,733.3	59,293.4	59,707.5
Revenues Department of Transportation	560.1	414.1	595.8
Sources Total	79,293.4	59,707.5	60,303.3
Uses			
Legislative Fund Transfers Department of Transportation	20,000.0	0.0	0.0
Uses Total	20,000.0	0.0	0.0
Highway Expansion and Extension Loan Program Fund Ending Balance	59,293.4	59,707.5	60,303.3

Fund Balances and Description Table for All Non-General Funds

Fund Number 2420

Assistance for Education Fund

[Link To Flow Chart](#)

A.R.S. § 15-973.01

Funded through collections from state income tax refunds (the check box for education) and are used to provide grants to school districts and charters.

		FY 2016	FY 2017	FY 2018
Sources				
Beginning Balance		111.6	15.7	0.0
Revenues	Department of Education	27.0	25.0	25.0
Sources Total		138.6	40.7	25.0
Uses				
Non-Appropriated Expenditures	Department of Education	122.9	40.7	25.0
Uses Total		122.9	40.7	25.0
Assistance for Education Fund Ending Balance		15.7	0.0	0.0

Fund Number 2422

Driving Under Influence Abatement Fund

[Link To Flow Chart](#)

A.R.S. § 28-1304

The fund consists of \$250 fines paid by offenders convicted of extreme DUI and are used to fund DUI prevention and enforcement activities.

		FY 2016	FY 2017	FY 2018
Sources				
Beginning Balance		1,558.9	1,128.9	682.0
Revenues	Governor's Office of Highway Safety	1,451.4	1,452.6	1,452.6
Revenues	Department of Transportation	153.2	153.2	153.2
Sources Total		3,163.5	2,734.7	2,287.8
Uses				
Operating Expenditures/Appropriations	Department of Transportation	112.3	152.2	152.2
Non-Appropriated Expenditures	Governor's Office of Highway Safety	1,922.3	1,900.5	1,900.5
Uses Total		2,034.6	2,052.7	2,052.7
Driving Under Influence Abatement Fund Ending Balance		1,128.9	682.0	235.1

Fund Balances and Description Table for All Non-General Funds

Fund Number 2423	Commission for the Deaf and the Hard of Hearing Fund
<i>Link To Flow Chart</i>	A.R.S. § 36-1945
	Grant funds to be used to study hearing loss and needs of Native Americans in the State of Arizona and for programs related to mental health issues.

	FY 2016	FY 2017	FY 2018
Sources			
Beginning Balance	11.6	11.6	11.6
Sources Total	11.6	11.6	11.6
Uses			
Uses Total	0.0	0.0	0.0
Commission for the Deaf and the Hard of Hearing Fund Ending Balance	11.6	11.6	11.6

Fund Number 2425	Citizens Clean Election Fund
<i>Link To Flow Chart</i>	A.R.S. § 16-940
	Revenue is derived from an additional surcharge of 10 percent imposed on civil and criminal fines, voluntary contributions, qualifying contributions received by participating candidates, and civil penalties assessed against violators of the Citizens Clean Elections Act. Up to 10 percent of revenues may be used to enforce the Citizens Clean Elections Act and at least 10 percent must be spent on voter education. Revenues also help fund participating candidate campaigns.

	FY 2016	FY 2017	FY 2018
Sources			
Beginning Balance	22,821.3	26,315.7	23,728.0
Revenues	Citizens' Clean Elections Commission 7,835.3	7,835.7	7,915.2
Sources Total	30,656.6	34,151.4	31,643.2
Uses			
Non-Appropriated Expenditures	Citizens' Clean Elections Commission 4,340.9	10,423.4	10,423.4
Risk Management Adjustment	Citizens' Clean Elections Commission 0.0	0.0	0.1
Retirement Adjustment	Citizens' Clean Elections Commission 0.0	0.0	0.1
Uses Total	4,340.9	10,423.4	10,423.6
Citizens Clean Election Fund Ending Balance	26,315.7	23,728.0	21,219.6

Fund Balances and Description Table for All Non-General Funds

Fund Number 2426 Standing Political Committee Admin Fund

Link To Flow Chart

A.R.S. § 41-128

Revenues consist of filing fees paid by standing political committees in registering with the Secretary of State's Office. Monies in the fund are used to administer and enforce the campaign finance laws relating to standing political committees.

		FY 2016	FY 2017	FY 2018
Sources				
Beginning Balance		63.5	78.3	93.1
Revenues	Department of State - Secretary of State	14.8	14.8	14.8
	Sources Total	78.3	93.1	107.9
Uses				
	Uses Total	0.0	0.0	0.0
	Standing Political Committee Admin Fund Ending Balance	78.3	93.1	107.9

Fund Number 2427 Risk Assessment Fund

Link To Flow Chart

A.R.S. § 36-1693

Monies received from the Department of Environmental Quality for public health risk assessments services performed by the Department of Health Services.

		FY 2016	FY 2017	FY 2018
Sources				
Beginning Balance		16.5	39.3	39.4
Revenues	Department of Health Services	60.1	60.1	60.1
	Sources Total	76.6	99.4	99.5
Uses				
Non-Appropriated Expenditures	Department of Health Services	37.3	60.0	60.0
	Uses Total	37.3	60.0	60.0
	Risk Assessment Fund Ending Balance	39.3	39.4	39.5

Fund Balances and Description Table for All Non-General Funds

Fund Number 2428	Prisoner Spendable Accounts Fund
<i>Link To Flow Chart</i>	A.R.S. § 31-230
	This is a trust account for inmates. Revenues are received from inmate deposits and provide for inmate expenditures.

	FY 2016	FY 2017	FY 2018
Sources			
Beginning Balance	14,222.2	14,222.2	14,222.2
Sources Total	14,222.2	14,222.2	14,222.2
Uses			
Uses Total	0.0	0.0	0.0
Prisoner Spendable Accounts Fund Ending Balance	14,222.2	14,222.2	14,222.2

Fund Number 2430	Colorado River Land Claims Revolving Fund
<i>Link To Flow Chart</i>	A.R.S. § 41-191
	Revenues include monies recovered by the State from the settlement of the State's sovereign land claims and are used to investigate and prosecute the State's claims of ownership of sovereign lands in the vicinity of the Colorado river.

	FY 2016	FY 2017	FY 2018
Sources			
Beginning Balance	12.3	12.3	12.3
Sources Total	12.3	12.3	12.3
Uses			
Uses Total	0.0	0.0	0.0
Colorado River Land Claims Revolving Fund Ending Balance	12.3	12.3	12.3

Fund Balances and Description Table for All Non-General Funds

Fund Number 2431

Records Services Fund

Link To Flow Chart

A.R.S. § 41-1345

The Records Services Fund consists of fees from state agencies, political subdivisions of the state, and other governmental units for use in the preservation and management of records.

		<u>FY 2016</u>	<u>FY 2017</u>	<u>FY 2018</u>
Sources				
Beginning Balance		403.3	600.0	591.4
Revenues	Department of State - Secretary of State	731.8	731.8	1,453.2
	Sources Total	1,135.1	1,331.8	2,044.6
Uses				
Operating Expenditures/Appropriations	Department of State - Secretary of State	535.1	740.4	740.4
	Uses Total	535.1	740.4	740.4
	Records Services Fund Ending Balance	600.0	591.4	1,304.2

Fund Number 2432

Land Conservation Fund

Link To Flow Chart

A.R.S. § 41-511.23

Revenues consisted of interest and a \$20 million annual transfer from the State General Fund, ending in FY 2011. The fund provides matching grants to purchase state trust lands for open space and conservation purposes.

		<u>FY 2016</u>	<u>FY 2017</u>	<u>FY 2018</u>
Sources				
Beginning Balance		972.4	374.1	0.0
Revenues	Parks Board	5.8	0.9	0.0
	Sources Total	978.2	375.0	0.0
Uses				
Non-Appropriated Expenditures	Parks Board	604.1	375.0	0.0
Risk Management Adjustment	Parks Board	0.0	0.0	(0.2)
	Uses Total	604.1	375.0	(0.2)
	Land Conservation Fund Ending Balance	374.1	0.0	0.2

Fund Balances and Description Table for All Non-General Funds

Fund Number 2433 Fingerprint Clearance Card Fund

Link To Flow Chart

A.R.S. § 41-1758.06

Revenue from charges on fingerprint clearance card applicants are used for criminal history searches on job applicants for selected positions.

	FY 2016	FY 2017	FY 2018
Sources			
Beginning Balance	2,445.2	21.6	1,265.2
Revenues Department of Public Safety	6,307.1	6,433.2	6,561.9
Sources Total	8,752.3	6,454.8	7,827.1
Uses			
Non-Appropriated Expenditures Department of Public Safety	5,037.4	5,189.6	5,189.6
Legislative Fund Transfers Department of Public Safety	3,693.3	0.0	0.0
Risk Management Adjustment Department of Public Safety	0.0	0.0	1.3
Retirement Adjustment Department of Public Safety	0.0	0.0	19.6
Uses Total	8,730.7	5,189.6	5,210.5
Fingerprint Clearance Card Fund Ending Balance	21.6	1,265.2	2,616.6

Fund Number 2435 Board of Fingerprinting Fund

Link To Flow Chart

A.R.S. § 41-619.56

Revenues come from fees charged for obtaining a fingerprint clearance card and are used to operate the Board of Fingerprinting.

	FY 2016	FY 2017	FY 2018
Sources			
Beginning Balance	1,718.4	2,057.8	2,180.0
Revenues Board of Fingerprinting	878.9	700.0	700.0
Revenues Department of Public Safety	921.2	939.5	958.2
Sources Total	3,518.5	3,697.3	3,838.2
Uses			
Non-Appropriated Expenditures Board of Fingerprinting	581.9	617.3	617.3
Non-Appropriated Expenditures Department of Public Safety	878.9	900.0	900.0
Risk Management Adjustment Board of Fingerprinting	0.0	0.0	0.2
Retirement Adjustment Board of Fingerprinting	0.0	0.0	0.1
Uses Total	1,460.8	1,517.3	1,517.6
Board of Fingerprinting Fund Ending Balance	2,057.8	2,180.0	2,320.6

Fund Balances and Description Table for All Non-General Funds

Fund Number 2436 **Agriculture Administrative Support Fund**

Link To Flow Chart

A.R.S. § 3-108

The fund consists of money collected from the Agricultural Employment Relations Board, Arizona Citrus Research Council, Arizona Grain Research and Promotion Council, and Arizona Iceberg Lettuce Research Council based on negotiated interagency agreements to cover costs incurred by the Department in providing administrative support to the AERB and commodity councils.

	FY 2016	FY 2017	FY 2018
Sources			
Beginning Balance	56.2	58.5	59.4
Revenues Department of Agriculture	40.3	40.3	40.3
Sources Total	96.5	98.8	99.7
Uses			
Non-Appropriated Expenditures Department of Agriculture	38.0	39.4	39.4
Uses Total	38.0	39.4	39.4
Agriculture Administrative Support Fund Ending Balance	58.5	59.4	60.3

Fund Number 2438 **AHCCCS Intergovernmental Service Fund**

Link To Flow Chart

A.R.S. § 36-2927

The fund is used to pay all costs, including staff positions, incurred in the administration of a Medicaid information system for the State of Hawaii. Revenues are from billings to the Hawaii Medicaid program (this fund is also referred to as the "HAPA Fund").

	FY 2016	FY 2017	FY 2018
Sources			
Beginning Balance	2,853.7	1,189.8	1,072.6
Revenues Arizona Health Care Cost Containment System	6,301.1	7,803.1	7,803.1
Sources Total	9,154.8	8,992.9	8,875.7
Uses			
Non-Appropriated Expenditures Arizona Health Care Cost Containment System	7,965.0	7,920.3	7,920.3
Retirement Adjustment Arizona Health Care Cost Containment System	0.0	0.0	0.5
Uses Total	7,965.0	7,920.3	7,920.8
AHCCCS Intergovernmental Service Fund Ending Balance	1,189.8	1,072.6	954.9

Fund Balances and Description Table for All Non-General Funds

Fund Number 2439 Prevention of Child Abuse Fund

Link To Flow Chart

A.R.S. § 41-109

Revenue is received from the sale and renewal of these child abuse prevention special plates and is used for programs to prevent child abuse.

	FY 2016	FY 2017	FY 2018
Sources			
Beginning Balance	134.2	128.2	128.2
Revenues Office of the Governor	265.5	266.5	266.5
Sources Total	399.7	394.7	394.7
Uses			
Non-Appropriated Expenditures Office of the Governor	271.5	266.5	266.5
Uses Total	271.5	266.5	266.5
Prevention of Child Abuse Fund Ending Balance	128.2	128.2	128.2

Fund Number 2440 Court Reporters Fund

Link To Flow Chart

A.R.S. § 32-4007

Revenue for the fund comes from registration and renewal fees paid by Certified Court Reporters. Monies in the fund are used for the certification and administration of court reporters statewide.

	FY 2016	FY 2017	FY 2018
Sources			
Beginning Balance	0.0	75.4	0.0
Revenues Judiciary	170.3	18.8	179.7
Sources Total	170.3	94.2	179.7
Uses			
Non-Appropriated Expenditures Judiciary	94.9	94.2	106.2
Uses Total	94.9	94.2	106.2
Court Reporters Fund Ending Balance	75.4	0.0	73.5

Fund Balances and Description Table for All Non-General Funds

Fund Number 2441 Veterans' Donation Fund

Link To Flow Chart

A.R.S. § 41-608

Revenues are generated through public and private contributions and through the sales of Veteran and Freedom license plates. Funds are used for the benefit of Veterans in Arizona.

	FY 2016	FY 2017	FY 2018
Sources			
Beginning Balance	2,441.5	3,085.5	3,789.5
Revenues Department of Veterans' Services	2,388.3	2,012.0	2,037.0
Sources Total	4,829.8	5,097.5	5,826.5
Uses			
Non-Appropriated Expenditures Department of Veterans' Services	1,744.3	1,308.0	1,308.0
Uses Total	1,744.3	1,308.0	1,308.0
Veterans' Donation Fund Ending Balance	3,085.5	3,789.5	4,518.5

Fund Number 2442 Firearms Safety and Ranges Fund

Link To Flow Chart

A.R.S. § 17-273

Revenues received from the sale or lease of property owned by the Game and Fish Commission and are used for the purpose of providing publicly-owned shooting ranges.

	FY 2016	FY 2017	FY 2018
Sources			
Beginning Balance	41.9	49.5	81.2
Revenues Game & Fish Department	31.6	31.7	31.7
Sources Total	73.5	81.2	112.9
Uses			
Non-Appropriated Expenditures Game & Fish Department	24.0	0.0	0.0
Uses Total	24.0	0.0	0.0
Firearms Safety and Ranges Fund Ending Balance	49.5	81.2	112.9

Fund Balances and Description Table for All Non-General Funds

Fund Number 2443 **State Aid to County Attorneys Fund**

Link To Flow Chart

A.R.S. § 11-539

The fund consists of supplemental charges on criminal and civil traffic fines. The funds are distributed by formula to the counties for the processing of criminal cases.

		FY 2016	FY 2017	FY 2018
Sources				
Beginning Balance		216.5	121.6	(6.5)
Revenues	Criminal Justice Commission	878.7	845.6	821.8
	Sources Total	1,095.2	967.2	815.3
Uses				
Operating Expenditures/Appropriations	Criminal Justice Commission	730.2	973.7	973.7
Administrative Adjustments	Criminal Justice Commission	243.4	0.0	0.0
	Uses Total	973.6	973.7	973.7
State Aid to County Attorneys Fund Ending Balance		121.6	(6.5)	(158.4)

Note: Criminal and civil fine surcharge revenue has significantly declined in the last eight years, declining another 5% from FY 2015 to FY 2016. The Executive recommends keeping the appropriation the same in the event criminal and civil fine revenues increase.

Fund Number 2444 **Schools for the Deaf and Blind Fund**

Link To Flow Chart

A.R.S. § 15-1304

Fund consists of money obtained from the Department of Education Special Education Voucher Fund, and expendable receipts from the State Land Trust. Funds are used for the education of Deaf and Blind children, children with multiple disabilities, and children with multiple disabilities and severe sensory impairments.

		FY 2016	FY 2017	FY 2018
Sources				
Beginning Balance		457.6	549.5	951.9
Revenues	Schools for the Deaf and the Blind	11,570.3	11,984.8	12,153.9
	Sources Total	12,027.9	12,534.2	13,105.8
Uses				
Operating Expenditures/Appropriations	Schools for the Deaf and the Blind	11,363.4	11,582.3	11,582.3
Administrative Adjustments	Schools for the Deaf and the Blind	115.0	0.0	0.0
	Uses Total	11,478.4	11,582.3	11,582.3
Schools for the Deaf and Blind Fund Ending Balance		549.5	951.9	1,523.5

Fund Balances and Description Table for All Non-General Funds

Fund Number 2445 State Aid to Indigent Defense Fund

Link To Flow Chart

A.R.S. § 11-588

The State Aid to Indigent Defense Fund consists of funds from a portion of filing fees collected by the Supreme Court and the Court of Appeals. The purpose of the fund is to provide State aid to the county public defender, legal defender, and contract indigent defense counsel for the processing of criminal cases.

		FY 2016	FY 2017	FY 2018
Sources				
Beginning Balance		652.9	16.3	127.0
Revenues	Attorney General - Department of Law	716.3	0.0	0.0
Revenues	Criminal Justice Commission	834.9	810.7	803.2
Revenues	Department of Public Safety	627.3	700.0	700.0
Sources Total		2,831.4	1,527.0	1,630.2
Uses				
Operating Expenditures/Appropriations	Attorney General - Department of Law	769.3	0.0	0.0
Operating Expenditures/Appropriations	Department of Public Safety	626.0	700.0	700.0
Administrative Adjustments	Attorney General - Department of Law	0.1	0.0	0.0
Legislative Fund Transfers	Criminal Justice Commission	1,419.7	700.0	700.0
Uses Total		2,815.1	1,400.0	1,400.0
State Aid to Indigent Defense Fund Ending Balance		16.3	127.0	230.2

Fund Number 2446 State Aid to Courts Fund

Link To Flow Chart

A.R.S. § 12-102.02

The fund receives legislative appropriations, a portion of court filing fees, and a portion of fees, fines, penalties, and forfeitures collected on criminal offences and civil motor vehicle violations. It is used to provide state aid to the Superior Court for processing criminal cases and is distributed to each county based on population and the number of felony filings.

		FY 2016	FY 2017	FY 2018
Sources				
Beginning Balance		143.0	194.3	594.0
Revenues	Judiciary	2,551.1	2,351.1	2,351.1
Sources Total		2,694.1	2,545.4	2,945.1
Uses				
Operating Expenditures/Appropriations	Judiciary	2,399.8	2,945.1	2,945.1
Administrative Adjustments	Judiciary	0.0	(993.7)	0.0
Legislative Fund Transfers	Judiciary	100.0	0.0	0.0
Uses Total		2,499.8	1,951.4	2,945.1
State Aid to Courts Fund Ending Balance		194.3	594.0	0.0

Fund Balances and Description Table for All Non-General Funds

Fund Number 2448

Partnership Fund

Link To Flow Chart

A.R.S. § 41-511.04

The fund was created to allow the Board to collect and expend monies for administration of the Federal Land and Water Conservation Fund program. This is accomplished through the use of a surcharge assessed to sub-grantees.

		<u>FY 2016</u>	<u>FY 2017</u>	<u>FY 2018</u>
Sources				
Beginning Balance		435.6	318.8	318.8
Revenues	Parks Board	86.6	210.4	210.4
Sources Total		522.2	529.2	529.2
Uses				
Non-Appropriated Expenditures	Parks Board	203.4	210.4	210.4
Uses Total		203.4	210.4	210.4
Partnership Fund Ending Balance		318.8	318.8	318.8

Fund Number 2449

Statewide Employee Recognition Gifts/Donations Fund

Link To Flow Chart

A.R.S. 41-709

Revenue is generated through donations from agency employees and through fund raising events, and used to recognize outstanding employee performance and to conduct events that enhance the morale of the agency.

		<u>FY 2016</u>	<u>FY 2017</u>	<u>FY 2018</u>
Sources				
Beginning Balance		44.9	45.7	46.5
Revenues	Department of Economic Security	0.0	20.0	20.0
Revenues	Department of Juvenile Corrections	1.6	1.6	1.6
Sources Total		46.5	67.3	68.1
Uses				
Non-Appropriated Expenditures	Department of Economic Security	0.0	20.0	20.0
Non-Appropriated Expenditures	Department of Juvenile Corrections	0.8	0.8	0.8
Uses Total		0.8	20.8	20.8
Statewide Employee Recognition Gifts/Donations Fund Ending Balance		45.7	46.5	47.3

Fund Balances and Description Table for All Non-General Funds

Fund Number 2449DTA Statewide Employee Recognition Gifts/Donations Fund

Link To Flow Chart

A.R.S. § 28-1304

This fund receives monies through gifts and donations from public and private entities and is used to conduct ADOT's employee recognition programs.

	FY 2016	FY 2017	FY 2018
Sources			
Beginning Balance	30.8	29.3	29.5
Revenues	12.2	12.2	12.2
Sources Total	43.0	41.5	41.7
Uses			
Non-Appropriated Expenditures Department of Transportation	13.7	12.0	12.0
Uses Total	13.7	12.0	12.0
Statewide Employee Recognition Gifts/Donations Fund Ending Balance	29.3	29.5	29.7

Fund Number 2449EVA Statewide Employee Recognition Gifts/Donations Fund

Link To Flow Chart

ARS §41-776, 35-142A and 35-131G

Revenues to the fund consist of gifts, grants, matching monies, or direct payments from public or private agencies or private persons and enterprises. Monies are used to recognize outstanding employee performance and to conduct events that enhance the morale of the agency.

	FY 2016	FY 2017	FY 2018
Sources			
Beginning Balance	0.0	0.7	1.0
Revenues	4.8	4.7	4.7
Sources Total	4.8	5.4	5.7
Uses			
Non-Appropriated Expenditures Department of Environmental Quality	4.1	4.4	4.4
Uses Total	4.1	4.4	4.4
Statewide Employee Recognition Gifts/Donations Fund Ending Balance	0.7	1.0	1.3

Fund Balances and Description Table for All Non-General Funds

Fund Number 2449HCA Employee Recognition Fund

Link To Flow Chart

ARS 36-2903

Revenue come from private donations from employees and other entities, including fund raising by the AHCCCS Recognition Team. These funds are used to promote employee recognition in the form of awards, mentoring and other activities aimed at building morale and improving the quality of work life at AHCCCS.

	FY 2016	FY 2017	FY 2018
Sources			
Beginning Balance	0.0	0.7	0.9
Revenues	2.5	2.0	2.0
Arizona Health Care Cost Containment System			
Sources Total	2.5	2.7	2.9
Uses			
Non-Appropriated Expenditures	1.8	1.8	1.8
Arizona Health Care Cost Containment System			
Uses Total	1.8	1.8	1.8
Employee Recognition Fund Ending Balance	0.7	0.9	1.1

Fund Number 2449LDA Statewide Employee Recognition Gifts/Donations Fund

Link To Flow Chart

A.R.S. 41-709

Revenue is generated through donations from agency employees and through fund raising events, and used to recognize outstanding employee performance and to conduct events that enhance the morale of the agency.

	FY 2016	FY 2017	FY 2018
Sources			
Beginning Balance	0.6	1.7	2.7
Revenues	1.7	2.0	2.0
Land Department			
Sources Total	2.3	3.7	4.7
Uses			
Non-Appropriated Expenditures	0.6	1.0	1.0
Land Department			
Uses Total	0.6	1.0	1.0
Statewide Employee Recognition Gifts/Donations Fund Ending Balance	1.7	2.7	3.7

Fund Balances and Description Table for All Non-General Funds

Fund Number 2449PIA Employee Recognition Fund

Link To Flow Chart

A.R.S. § 41-776

Revenues come from sales of candy and snacks, and auction events via donated goods. This fund is used for employee recognition/appreciation events as determined by the agency's employee appreciation committee.

	FY 2016	FY 2017	FY 2018
Sources			
Beginning Balance	0.0	2.8	5.6
Revenues Pioneers' Home	5.0	5.0	5.0
Sources Total	5.0	7.8	10.6
Uses			
Non-Appropriated Expenditures Pioneers' Home	2.2	2.2	2.2
Uses Total	2.2	2.2	2.2
Employee Recognition Fund Ending Balance	2.8	5.6	8.4

Fund Number 2449RVA Statewide Employee Recognition Gifts/Donations Fund

Link To Flow Chart

A.R.S. § 41-776

Receipts in the fund consist of donations derived from fund-raising activities, contributions, or services from employees. This fund is used exclusively for employee recognition activities in the Department of Revenue.

	FY 2016	FY 2017	FY 2018
Sources			
Beginning Balance	0.0	4.3	2.3
Revenues Department of Revenue	4.3	0.0	0.0
Sources Total	4.3	4.3	2.3
Uses			
Non-Appropriated Expenditures Department of Revenue	0.0	2.0	2.0
Uses Total	0.0	2.0	2.0
Statewide Employee Recognition Gifts/Donations Fund Ending Balance	4.3	2.3	0.3

Fund Balances and Description Table for All Non-General Funds

Fund Number 2449VSA Statewide Employee Recognition Gifts/Donations Fund

Link To Flow Chart

A.R.S. § 41-776

Revenue is generated through donations from agency State employees and through Employee Recognition fund raising events. Funds are used to recognize outstanding employee performance and to conduct events that enhance the morale of the agency.

	<u>FY 2016</u>	<u>FY 2017</u>	<u>FY 2018</u>
Sources			
Beginning Balance	0.0	6.5	4.0
Revenues	8.6	2.5	2.5
Sources Total	8.6	9.0	6.5
Uses			
Non-Appropriated Expenditures Department of Veterans' Services	2.1	5.0	5.0
Uses Total	2.1	5.0	5.0
Statewide Employee Recognition Gifts/Donations Fund Ending Balance	6.5	4.0	1.5

Fund Number 2451 State Land Department Fund

Link To Flow Chart

A.R.S. § 7-108

The fund is used to pay for zoning application fees and advertising for land sales. The fund is reimbursed by the purchaser or lessee.

	<u>FY 2016</u>	<u>FY 2017</u>	<u>FY 2018</u>
Sources			
Beginning Balance	2,571.4	2,589.7	2,464.7
Revenues	235.9	250.0	250.0
Sources Total	2,807.3	2,839.7	2,714.7
Uses			
Non-Appropriated Expenditures Land Department	217.6	375.0	375.0
Uses Total	217.6	375.0	375.0
State Land Department Fund Ending Balance	2,589.7	2,464.7	2,339.7

Fund Balances and Description Table for All Non-General Funds

Fund Number 2453 State Traffic and Parking Control Fund

Link To Flow Chart

A.R.S. § 41-796(G)

The fund derives revenue from monetary penalties resulting from parking and traffic violations on State property. Monies are used to maintain parking lots and structures and to post signs and notices for the regulation of vehicles.

	FY 2016	FY 2017	FY 2018
Sources			
Beginning Balance	4.5	4.5	4.5
Sources Total	4.5	4.5	4.5
Uses			
Uses Total	0.0	0.0	0.0
State Traffic and Parking Control Fund Ending Balance	4.5	4.5	4.5

Fund Number 2458 Commodity Promotion Fund

Link To Flow Chart

A.R.S. § 3-109.02

Revenues are derived from a fee for the issuance of certificates of free sale. A certificate of free sale is a document that authenticates that a commodity is generally and freely sold in domestic channels of trade. Funds are used to provide for programs to stimulate, educate, encourage, and foster the production and consumption of Arizona agricultural products domestically and abroad.

	FY 2016	FY 2017	FY 2018
Sources			
Beginning Balance	2.8	14.3	9.3
Revenues	18.6	7.0	7.0
Sources Total	21.4	21.3	16.3
Uses			
Non-Appropriated Expenditures Department of Agriculture	7.1	12.0	12.0
Uses Total	7.1	12.0	12.0
Commodity Promotion Fund Ending Balance	14.3	9.3	4.3

Fund Balances and Description Table for All Non-General Funds

Fund Number 2460 New School Facilities Fund

Link To Flow Chart

A.R.S. § 15-2041

Revenues to the fund are derived from appropriations by the legislature and certificate of participation proceeds. Monies are distributed in order to fund new construction of K-12 schools.

	FY 2016	FY 2017	FY 2018
Sources			
Beginning Balance	326.0	2,545.2	246.0
Revenues School Facilities Board	2,464.2	24,253.2	25,377.8
Sources Total	2,790.2	26,798.4	25,623.8
Uses			
Non-Appropriated Expenditures School Facilities Board	245.0	26,552.4	25,377.8
Uses Total	245.0	26,552.4	25,377.8
New School Facilities Fund Ending Balance	2,545.2	246.0	246.0

Fund Number 2461 Criminal Case Processing Fund

Link To Flow Chart

A.R.S. § 41-2421

Fund revenues are received from the State Treasurer for 0.35 percent share of a 7 percent surcharge on criminal, motor vehicle, and game and fish statute violations, and a portion of redirected court collections. Funds are used for the processing of criminal cases.

	FY 2016	FY 2017	FY 2018
Sources			
Beginning Balance	288.4	167.0	167.7
Revenues Attorney General - Department of Law	(100.1)	75.0	75.0
Sources Total	188.3	242.0	242.7
Uses			
Non-Appropriated Expenditures Attorney General - Department of Law	21.3	74.3	74.3
Uses Total	21.3	74.3	74.3
Criminal Case Processing Fund Ending Balance	167.0	167.7	168.4

Fund Balances and Description Table for All Non-General Funds

Fund Number 2463 Grant Anticipation Notes Fund

Link To Flow Chart

A.R.S. § 28-7615

This fund receives revenues from the Federal Highway Administration under various grant agreements and is used for the repayment of Grant Anticipation notes.

		FY 2016	FY 2017	FY 2018
Sources				
Beginning Balance		0.0	0.0	95,770.0
Revenues	Department of Transportation	113,805.2	186,496.0	61,358.3
	Sources Total	113,805.2	186,496.0	157,128.3
Uses				
Non-Appropriated Expenditures	Department of Transportation	113,805.2	90,726.0	90,726.0
	Uses Total	113,805.2	90,726.0	90,726.0
	Grant Anticipation Notes Fund Ending Balance	0.0	95,770.0	66,402.3

Fund Number 2464 Serious Mental Illness Services Fund

Link To Flow Chart

A.R.S. §36-503.2

Laws 2000, Fifth Special Session, Chapter 1 created the Serious Mental Illness Services Fund which received \$50 million of Tobacco Settlement monies. The fund is dedicated to one-time expenditures for community housing, vocational rehabilitation, and support services that will assist persons with serious mental illness.

		FY 2016	FY 2017	FY 2018
Sources				
Beginning Balance		2.9	2.9	0.0
Revenues	Department of Health Services	0.0	0.0	0.0
	Sources Total	2.9	2.9	0.0
Uses				
Transfer Due to Fund Balance	Department of Health Services	0.0	2.9	0.0
Cap				
	Uses Total	0.0	2.9	0.0
	Serious Mental Illness Services Fund Ending Balance	2.9	0.0	0.0

Fund Balances and Description Table for All Non-General Funds

Fund Number 2467 Health Care Appeals Fund

Link To Flow Chart

A.R.S. § 20-2540

Revenues from invoices to insurers are used to compensate procured independent review organizations for reviewing health care appeal cases that involve issues of medical necessity and to pay expenses relating to implementing and maintaining the external independent review process.

	FY 2016	FY 2017	FY 2018
Sources			
Beginning Balance	103.4	136.9	131.1
Revenues Department of Insurance	296.3	303.0	303.0
Sources Total	399.7	439.9	434.1
Uses			
Non-Appropriated Expenditures Department of Insurance	262.8	308.8	308.8
Uses Total	262.8	308.8	308.8
Health Care Appeals Fund Ending Balance	136.9	131.1	125.3

Fund Number 2468 Arizona Tobacco Litigation Settlement Fund

Link To Flow Chart

A.R.S. § 36-2901.02

Revenues in the fund are from payments received by the State for the Master Settlement Agreement between tobacco companies and the states entered into on November 23, 1998, along with interest on those funds. The funds are used as part of the State match for the Proposition 204 AHCCCS expansion, approved by the voters on November 7, 2000.

	FY 2016	FY 2017	FY 2018
Sources			
Beginning Balance	0.0	0.0	0.0
Revenues Arizona Health Care Cost Containment System	98,906.9	100,000.0	79,000.0
Sources Total	98,906.9	100,000.0	79,000.0
Uses			
Non-Appropriated Expenditures Arizona Health Care Cost Containment System	98,906.9	100,000.0	79,000.0
Uses Total	98,906.9	100,000.0	79,000.0
Arizona Tobacco Litigation Settlement Fund Ending Balance	0.0	0.0	0.0

Fund Balances and Description Table for All Non-General Funds

Fund Number 2470 Failing Schools Tutoring Fund

Link To Flow Chart

A.R.S. § 15-241.01

Revenues consist of a portion of the 0.6% sales tax approved by voters through passage of Proposition 301 in November 2000. Funds are used to provide tutoring for students who have not yet passed portions of the high school AIMS test or who attend "failing" schools.

	FY 2016	FY 2017	FY 2018
Sources			
Beginning Balance	537.1	1,443.6	1,532.1
Revenues Department of Education	1,500.0	1,500.0	1,500.0
Sources Total	2,037.1	2,943.6	3,032.1
Uses			
Non-Appropriated Expenditures Department of Education	593.5	1,411.5	1,411.5
Uses Total	593.5	1,411.5	1,411.5
Failing Schools Tutoring Fund Ending Balance	1,443.6	1,532.1	1,620.6

Fund Number 2471 Classroom Site Fund

Link To Flow Chart

A.R.S. § 15-977

Revenues consist of remaining monies allocated from Proposition 301. Funds are used to provide additional funding for teacher compensation increases based on performance (40%); teacher base salary increases (20%); and class size reduction, AIMS intervention programs, teacher development, dropout prevention, and teacher liability insurance premiums (40%).

	FY 2016	FY 2017	FY 2018
Sources			
Beginning Balance	68,249.5	64,654.4	64,654.4
Revenues Department of Education	428,866.1	447,102.0	466,774.5
Sources Total	497,115.6	511,756.4	531,428.9
Uses			
Non-Appropriated Expenditures Department of Education	432,461.2	447,102.0	447,102.0
Uses Total	432,461.2	447,102.0	447,102.0
Classroom Site Fund Ending Balance	64,654.4	64,654.4	84,326.9

Fund Balances and Description Table for All Non-General Funds

Fund Number 2472

Technology and Research Initiative Fund

[Link To Flow Chart](#)

A.R.S. § 15-1648

Revenues are derived from a portion of the 0.6% sales tax authorized by voters through Proposition 301 in November 2000. Funds are used for technology and research (new economy) initiatives. Up to 20% of the monies may be used for capital projects, including debt service.

		FY 2016	FY 2017	FY 2018
Sources				
Beginning Balance		0.0	0.0	0.0
Revenues	ASU - Polytechnic	2,000.0	2,000.0	2,000.0
Revenues	Board of Regents	69,563.0	70,296.0	74,296.0
Revenues	ASU - West	1,600.0	1,600.0	1,600.0
	Sources Total	73,163.0	73,896.0	77,896.0
Uses				
Operating Expenditures/Appropriations	ASU - Polytechnic	2,000.0	2,000.0	2,000.0
Operating Expenditures/Appropriations	ASU - West	1,600.0	1,600.0	1,600.0
Non-Appropriated Expenditures	Board of Regents	69,563.0	70,296.0	74,296.0
	Uses Total	73,163.0	73,896.0	77,896.0
Technology and Research Initiative Fund Ending Balance		0.0	0.0	0.0

Fund Number 2473

Financial Surveillance Fund

[Link To Flow Chart](#)

A.R.S. § 20-156

Revenues from assessments on Arizona insurers are used to pay the costs of employing financial analysts to conduct financial surveillance of domestic insurers.

		FY 2016	FY 2017	FY 2018
Sources				
Beginning Balance		403.1	552.3	265.4
Revenues	Department of Insurance	412.5	300.0	400.0
	Sources Total	815.6	852.3	665.4
Uses				
Non-Appropriated Expenditures	Department of Insurance	263.3	586.9	586.9
Retirement Adjustment	Department of Insurance	0.0	0.0	0.1
	Uses Total	263.3	586.9	587.0
Financial Surveillance Fund Ending Balance		552.3	265.4	78.4

Fund Balances and Description Table for All Non-General Funds

Fund Number 2474

Purchase and Retirement Fund

Link To Flow Chart

A.R.S. § 45-615.3

This fund consist of fees levied on on land and from groundwater withdrawal fees/ Funds are used to finance the purchase and retirement of grandfathered rights for the applicable active management area.

		<u>FY 2016</u>	<u>FY 2017</u>	<u>FY 2018</u>
Sources				
Beginning Balance		137.0	138.1	138.1
Revenues	Department of Water Resources	1.1	0.0	0.0
Sources Total		138.1	138.1	138.1
Uses				
Uses Total		0.0	0.0	0.0
Purchase and Retirement Fund Ending Balance		138.1	138.1	138.1

Fund Number 2476

Department of Juvenile Corrections Restitution Fund

Link To Flow Chart

A.R.S. § 41-2826

The fund consists of appropriated, grant, and donated monies paid to youth who participate in the committed youth work program and has court ordered restitution or monetary assessment. The monies are used to pay these court determined fines.

		<u>FY 2016</u>	<u>FY 2017</u>	<u>FY 2018</u>
Sources				
Beginning Balance		142.8	162.7	183.9
Revenues	Department of Juvenile Corrections	19.9	21.2	21.2
Sources Total		162.7	183.9	205.1
Uses				
Uses Total		0.0	0.0	0.0
Department of Juvenile Corrections Restitution Fund Ending Balance		162.7	183.9	205.1

Fund Balances and Description Table for All Non-General Funds

Fund Number 2478

Budget Neutrality Compliance Fund

Link To Flow Chart

A.R.S. § 36-2928

This fund is a pass-through fund for county contributions for use by the Department of Economic Security for eligibility determinations.

		<u>FY 2016</u>	<u>FY 2017</u>	<u>FY 2018</u>
Sources				
Beginning Balance		855.6	870.7	0.0
Revenues	Arizona Health Care Cost Containment System	3,482.9	3,563.3	3,670.7
Sources Total		4,338.5	4,434.0	3,670.7
Uses				
Operating Expenditures/Appropriations	Arizona Health Care Cost Containment System	2,612.2	3,563.3	3,670.7
Administrative Adjustments	Arizona Health Care Cost Containment System	855.6	870.7	0.0
Uses Total		3,467.8	4,434.0	3,670.7
Budget Neutrality Compliance Fund Ending Balance		870.7	0.0	0.0

Fund Number 2479

Motorcycle Safety Fund

Link To Flow Chart

A.R.S. § 28-2010

The fund consists of \$1 of the motorcycle registration fee, which is to be used for motorcycle safety education programs.

		<u>FY 2016</u>	<u>FY 2017</u>	<u>FY 2018</u>
Sources				
Beginning Balance		175.7	191.3	191.3
Revenues	Governor's Office of Highway Safety	15.6	0.0	0.0
Revenues	Department of Public Safety	205.0	205.0	205.0
Sources Total		396.3	396.3	396.3
Uses				
Operating Expenditures/Appropriations	Department of Public Safety	205.0	205.0	205.0
Uses Total		205.0	205.0	205.0
Motorcycle Safety Fund Ending Balance		191.3	191.3	191.3

Fund Balances and Description Table for All Non-General Funds

Fund Number 2480 State Highway Work Zone Safety Fund

Link To Flow Chart

A.R.S. 28-710

Funds received from additional civil penalties from traffic violations in a highway work zone are used for a public education campaign for highway work zone safety.

	FY 2016	FY 2017	FY 2018
Sources			
Beginning Balance	247.4	254.8	262.3
Revenues	Governor's Office of Highway Safety 7.4	7.5	7.5
Sources Total	254.8	262.3	269.8
Uses			
Uses Total	0.0	0.0	0.0
State Highway Work Zone Safety Fund Ending Balance	254.8	262.3	269.8

Fund Number 2481 State Veterans' Cemetery Fund

Link To Flow Chart

A.R.S. § 41-608.02

This fund originally received revenues from a transfer from the Veterans' Home Trust Fund to construct the Southern Arizona Cemetery. New revenues come from federal grants from Department of Veterans Affairs. Funds are used for construction costs associated with building new Veterans' cemeteries.

	FY 2016	FY 2017	FY 2018
Sources			
Beginning Balance	691.6	1,003.9	1,003.6
Revenues	Department of Veterans' Services 4,974.9	692.5	0.0
Sources Total	5,666.5	1,696.4	1,003.6
Uses			
Non-Appropriated Expenditures Department of Veterans' Services	4,662.6	692.8	692.8
Uses Total	4,662.6	692.8	692.8
State Veterans' Cemetery Fund Ending Balance	1,003.9	1,003.6	310.8

Fund Balances and Description Table for All Non-General Funds

Fund Number 2484 Emergency Deficiencies Correction Fund

Link To Flow Chart

A.R.S. § 15-2022

Revenues to the fund consist of monies transferred from the Deficiencies Correction Fund or the New School Facilities Fund and are distributed to school districts for capital projects where there is a serious threat to the functioning of the school district or public safety.

	FY 2016	FY 2017	FY 2018
Sources			
Beginning Balance	1,569.9	1,353.0	0.0
Revenues School Facilities Board	500.0	0.0	0.0
Sources Total	2,069.9	1,353.0	0.0
Uses			
Non-Appropriated Expenditures School Facilities Board	716.9	1,353.0	0.0
Uses Total	716.9	1,353.0	0.0
Emergency Deficiencies Correction Fund Ending Balance	1,353.0	0.0	0.0

Fund Number 2485 English Learner Class Personnel Bonus Fund

Link To Flow Chart

A.R.S. § 15-943.04

Revenues consisted of legislative appropriations. Bonuses from the Fund are provided to classroom personnel at school districts and charter schools in the amount of \$250 per existing pupil in an English Learner program who achieved proficiency in the prior year.

	FY 2016	FY 2017	FY 2018
Sources			
Beginning Balance	28.3	28.3	28.3
Sources Total	28.3	28.3	28.3
Uses			
Uses Total	0.0	0.0	0.0
English Learner Class Personnel Bonus Fund Ending Balance	28.3	28.3	28.3

Fund Balances and Description Table for All Non-General Funds

Fund Number 2486

ASDB Classroom Site Fund

Link To Flow Chart

A.R.S. § 15-1305

Revenues are derived from a 0.6% transaction privilege tax authorized by voter-approved Proposition 301 specifically to address teacher pay (base and performance) and a menu of maintenance and operations items (AIMS intervention and dropout prevention, class size reduction, and teacher training).

		FY 2016	FY 2017	FY 2018
Sources				
Beginning Balance		812.5	1,098.9	552.8
Revenues	Schools for the Deaf and the Blind	2,279.3	1,442.1	1,442.1
Sources Total		3,091.8	2,541.0	1,994.9
Uses				
Non-Appropriated Expenditures	Schools for the Deaf and the Blind	1,992.9	1,988.2	1,988.2
Uses Total		1,992.9	1,988.2	1,988.2
ASDB Classroom Site Fund Ending Balance		1,098.9	552.8	6.7

Fund Number 2487

State Educational System for Committed Youth Class Fund

Link To Flow Chart

A.R.S. § 15-1373

Forty percent of the revenues from monies received from the Department of Education shall be used for teacher compensation increases based on performance and employment related expenses, twenty percent of the monies for teacher base salary increases and employment related expenses, and forty percent of the monies for maintenance and operation purposes

		FY 2016	FY 2017	FY 2018
Sources				
Beginning Balance		351.0	435.9	510.3
Revenues	Department of Juvenile Corrections	140.5	130.0	130.0
Sources Total		491.5	565.9	640.3
Uses				
Non-Appropriated Expenditures	Department of Juvenile Corrections	55.6	55.6	55.6
Retirement Adjustment	Department of Juvenile Corrections	0.0	0.0	3.4
Uses Total		55.6	55.6	59.0
State Educational System for Committed Youth Class Fund Ending Balance		435.9	510.3	581.3

Fund Balances and Description Table for All Non-General Funds

Fund Number 2489	Equine Inspection Fund
<i>Link To Flow Chart</i>	A.R.S. § 3-1345.01
	Revenues include inspection fees for processing ownership and transportation of horses. Monies are used for issuance of horse ownership and transportation certificates.

	FY 2016	FY 2017	FY 2018
Sources			
Beginning Balance	0.7	0.9	1.0
Revenues	Department of Agriculture 0.2	0.1	0.1
Sources Total	0.9	1.0	1.1
Uses			
Uses Total	0.0	0.0	0.0
Equine Inspection Fund Ending Balance	0.9	1.0	1.1

Fund Number 2490	Department of Public Safety Licensing Fund
<i>Link To Flow Chart</i>	A.R.S. § 32-2408
	Fees are collected from private investigators and security guard license applicants. The monies collected are used to fund the operating costs of regulating the security guard and private investigator industries.

	FY 2016	FY 2017	FY 2018
Sources			
Beginning Balance	354.3	237.6	172.2
Revenues	Department of Public Safety 1,112.3	1,134.4	1,157.0
Sources Total	1,466.6	1,372.0	1,329.2
Uses			
Non-Appropriated Expenditures	Department of Public Safety 1,229.0	1,199.8	1,199.8
Risk Management Adjustment	Department of Public Safety 0.0	0.0	0.4
Retirement Adjustment	Department of Public Safety 0.0	0.0	11.9
Uses Total	1,229.0	1,199.8	1,212.1
Department of Public Safety Licensing Fund Ending Balance	237.6	172.2	117.1

Fund Balances and Description Table for All Non-General Funds

Fund Number 2491 Well Administration and Enforcement Fund

Link To Flow Chart

A.R.S. § 45-606

Revenues include filing fees paid to the Department. Funds may be expended for compliance monitoring, investigation and enforcement activities of the Department pertaining to the construction, replacement, deepening, and abandonment of wells and capping of open wells.

	FY 2016	FY 2017	FY 2018
Sources			
Beginning Balance	314.0	582.5	589.1
Revenues	421.9	375.6	375.6
Sources Total	735.9	958.1	964.7
Uses			
Non-Appropriated Expenditures Department of Water Resources	153.4	369.0	369.0
Uses Total	153.4	369.0	369.0
Well Administration and Enforcement Fund Ending Balance	582.5	589.1	595.7

Fund Number 2492EDA Instructional Improvement Fund

Link To Flow Chart

A.R.S. § 15-979

Fund receives 56% of total shared revenue from Indian gaming as authorized by Proposition 202 (2002 General Election). Funds are distributed by formula to school districts and charter schools and may be expended for teacher compensation increases, class size reductions, dropout prevention, and instructional improvement programs.

	FY 2016	FY 2017	FY 2018
Sources			
Beginning Balance	19,732.9	11,954.8	8,374.4
Revenues	45,223.5	46,419.6	47,647.3
Sources Total	64,956.4	58,374.4	56,021.7
Uses			
Non-Appropriated Expenditures Department of Education	53,001.6	50,000.0	50,000.0
Uses Total	53,001.6	50,000.0	50,000.0
Instructional Improvement Fund Ending Balance	11,954.8	8,374.4	6,021.7

Fund Balances and Description Table for All Non-General Funds

Fund Number 2494 Trauma and Emergency Services Fund

Link To Flow Chart

A.R.S. § 36-2903.07

Revenue is from 28% of tribal gaming revenues received as a result of Prop. 202, after deductions are taken for Gaming administrative and problem gambling programs. Funds are used to reimburse Arizona hospitals for unrecovered trauma center and emergency services costs.

		FY 2016	FY 2017	FY 2018
Sources				
Beginning Balance		6,390.7	5,957.9	5,957.9
Revenues	Arizona Health Care Cost Containment System	22,594.6	23,027.4	25,310.1
	Sources Total	28,985.3	28,985.3	31,268.0
Uses				
Non-Appropriated Expenditures	Arizona Health Care Cost Containment System	23,027.4	23,027.4	25,310.1
	Uses Total	23,027.4	23,027.4	25,310.1
	Trauma and Emergency Services Fund Ending Balance	5,957.9	5,957.9	5,957.9

Fund Number 2497 Arizona Wildlife Conservation Fund

Link To Flow Chart

A.R.S. § 17-299

Revenues are received from tribal gaming and are used to conserve, enhance, and restore wildlife and habitats.

		FY 2016	FY 2017	FY 2018
Sources				
Beginning Balance		7,193.6	7,356.2	5,878.1
Revenues	Game & Fish Department	6,539.7	6,500.0	6,500.0
	Sources Total	13,733.3	13,856.2	12,378.1
Uses				
Non-Appropriated Expenditures	Game & Fish Department	6,377.1	7,978.1	7,927.3
Risk Management Adjustment	Game & Fish Department	0.0	0.0	(1.6)
Retirement Adjustment	Game & Fish Department	0.0	0.0	0.3
	Uses Total	6,377.1	7,978.1	7,926.0
	Arizona Wildlife Conservation Fund Ending Balance	7,356.2	5,878.1	4,452.1

Fund Balances and Description Table for All Non-General Funds

Fund Number 2498 CEDC Local Communities Fund

Link To Flow Chart

A.R.S. § 41-1505.12

Revenues consist primarily of tribal contributions pursuant to new compacts and are used by the Authority to provide grants to cities, towns and counties for government services that benefit the general public, including public safety, mitigation of impacts of gaming, or promotion of commerce and economic development.

	FY 2016	FY 2017	FY 2018
Sources			
Beginning Balance	105.5	106.3	0.0
Revenues	0.8	0.0	0.0
Sources Total	106.3	106.3	0.0
Uses			
Non-Appropriated Expenditures Commerce Authority	0.0	106.3	0.0
Uses Total	0.0	106.3	0.0
CEDC Local Communities Fund Ending Balance	106.3	0.0	0.0

Fund Number 2499 Arizona State Veterans' Cemetery Trust Fund

Link To Flow Chart

A.R.S. § 41-608

The fund receives burial fees and cemetery plot allowances from the interment of eligible veterans buried at the Southern Arizona State Veterans' Cemetery. These revenues are used to help offset a portion of the costs of operating the facility.

	FY 2016	FY 2017	FY 2018
Sources			
Beginning Balance	313.1	645.1	719.5
Revenues	364.7	427.0	427.0
Sources Total	677.8	1,072.1	1,146.5
Uses			
Non-Appropriated Expenditures Department of Veterans' Services	32.7	352.6	352.6
Uses Total	32.7	352.6	352.6
Arizona State Veterans' Cemetery Trust Fund Ending Balance	645.1	719.5	793.9

Fund Balances and Description Table for All Non-General Funds

Fund Number 2500ADA IGA and ISA Fund

Link To Flow Chart

A.R.S. § 35-142

This fund was established for State agencies as a clearing account to properly account for, control, and report receipts and disbursements associated with intergovernmental and interagency service agreements not reported in other funds.

		<u>FY 2016</u>	<u>FY 2017</u>	<u>FY 2018</u>
Sources				
Beginning Balance		5,740.3	4,190.4	2,824.8
Revenues	Department of Administration	7,312.6	6,700.0	6,700.0
Sources Total		13,052.9	10,890.4	9,524.8
Uses				
Non-Appropriated Expenditures	Department of Administration	8,862.5	8,065.6	8,065.6
Risk Management Adjustment	Department of Administration	0.0	0.0	(0.8)
Retirement Adjustment	Department of Administration	0.0	0.0	0.1
Uses Total		8,862.5	8,065.6	8,064.9
IGA and ISA Fund Ending Balance		4,190.4	2,824.8	1,459.9

Fund Number 2500AGA IGA and ISA Fund

Link To Flow Chart

A.R.S. § 35-142

This fund was established for state agencies as a clearing account to properly account for, control, and report receipts and disbursements associated with intergovernmental and interagency service agreements, which are not reported in other funds.

		<u>FY 2016</u>	<u>FY 2017</u>	<u>FY 2018</u>
Sources				
Beginning Balance		4,448.4	3,211.3	1,605.6
Revenues	Attorney General - Department of Law	4,092.4	7,643.8	7,646.6
Sources Total		8,540.8	10,855.1	9,252.2
Uses				
Non-Appropriated Expenditures	Attorney General - Department of Law	5,329.5	9,249.5	9,252.2
Risk Management Adjustment	Attorney General - Department of Law	0.0	0.0	2.1
Retirement Adjustment	Attorney General - Department of Law	0.0	0.0	(2.3)
Uses Total		5,329.5	9,249.5	9,252.0
IGA and ISA Fund Ending Balance		3,211.3	1,605.6	0.2

Fund Balances and Description Table for All Non-General Funds

Fund Number 2500AHA IGA and ISA Fund

Link To Flow Chart

A.R.S. § 35-142

This fund was established for state agencies as a clearing account to properly account for, control, and report receipts and disbursements associated with intergovernmental and interagency service agreements, which are not reported in other funds.

	FY 2016	FY 2017	FY 2018
Sources			
Beginning Balance	0.0	59.6	0.0
Revenues	1,625.4	(3.1)	0.0
Sources Total	1,625.4	56.5	0.0
Uses			
Non-Appropriated Expenditures Department of Agriculture	1,565.8	0.0	0.0
Prior Committed or Obligated Expenditures Department of Agriculture	0.0	56.5	0.0
Uses Total	1,565.8	56.5	0.0
IGA and ISA Fund Ending Balance	59.6	0.0	0.0

Fund Number 2500BDA IGA and ISA Fund

Link To Flow Chart

A.R.S. § 35-142

This fund was established for state agencies as a clearing account to properly account for, control, and report receipts and disbursements associated with intergovernmental and interagency service agreements, which are not reported in other funds.

	FY 2016	FY 2017	FY 2018
Sources			
Beginning Balance	1.6	1.1	0.0
Revenues	81.1	0.0	0.0
Sources Total	82.7	1.1	0.0
Uses			
Non-Appropriated Expenditures Department of Financial Institutions	81.6	1.1	0.0
Uses Total	81.6	1.1	0.0
IGA and ISA Fund Ending Balance	1.1	0.0	0.0

Fund Balances and Description Table for All Non-General Funds

Fund Number 2500CCA IGA and ISA Fund

Link To Flow Chart

A.R.S. § 35-142

This fund was established for state agencies as a clearing account to properly account for, control, and report receipts and disbursements associated with intergovernmental and interagency service agreements, which are not reported in other funds.

	FY 2016	FY 2017	FY 2018
Sources			
Beginning Balance	5.7	4.7	4.7
Revenues	1.8	0.0	0.0
Sources Total	7.5	4.7	4.7
Uses			
Non-Appropriated Expenditures Corporation Commission	2.8	0.0	0.0
Uses Total	2.8	0.0	0.0
IGA and ISA Fund Ending Balance	4.7	4.7	4.7

Fund Number 2500DCA IGA and ISA Fund

Link To Flow Chart

A.R.S. § 35-142

This fund was established for state agencies as a clearing account to properly account for, control, and report receipts and disbursements associated with intergovernmental and interagency service agreements, which are not reported in other funds.

	FY 2016	FY 2017	FY 2018
Sources			
Beginning Balance	1,615.3	1,318.4	4.4
Revenues	4,651.7	11,449.1	58.2
Sources Total	6,267.0	12,767.5	62.6
Uses			
Non-Appropriated Expenditures Department of Corrections	4,948.6	12,763.1	418.8
Retirement Adjustment Department of Corrections	0.0	0.0	32.4
Uses Total	4,948.6	12,763.1	451.2
IGA and ISA Fund Ending Balance	1,318.4	4.4	(388.6)

Fund Balances and Description Table for All Non-General Funds

Fund Number 2500DEA IGA and ISA Fund

Link To Flow Chart

A.R.S. § 35-142

This fund was established for state agencies as a clearing account to properly account for, control, and report receipts and disbursements associated with intergovernmental and interagency service agreements, which are not reported in other funds.

	FY 2016	FY 2017	FY 2018
Sources			
Beginning Balance	3,000.0	0.0	0.0
Revenues	Department of Economic Security 4,000.0	0.0	0.0
Sources Total	7,000.0	0.0	0.0
Uses			
Non-Appropriated Expenditures	Department of Economic Security 7,000.0	0.0	0.0
Uses Total	7,000.0	0.0	0.0
IGA and ISA Fund Ending Balance	0.0	0.0	0.0

Fund Number 2500EDA IGA and ISA Fund

Link To Flow Chart

A.R.S. § 35-142

This fund was established for state agencies as a clearing account to properly account for, control, and report receipts and disbursements associated with intergovernmental and interagency service agreements, which are not reported in other funds.

	FY 2016	FY 2017	FY 2018
Sources			
Beginning Balance	0.0	173.1	610.1
Revenues	Department of Education 4,066.1	4,000.0	4,000.0
Sources Total	4,066.1	4,173.1	4,610.1
Uses			
Non-Appropriated Expenditures	Department of Education 3,893.0	3,563.0	3,563.0
Risk Management Adjustment	Department of Education 0.0	0.0	0.1
Retirement Adjustment	Department of Education 0.0	0.0	0.1
Uses Total	3,893.0	3,563.0	3,563.2
IGA and ISA Fund Ending Balance	173.1	610.1	1,046.9

Fund Balances and Description Table for All Non-General Funds

Fund Number 2500EOA IGA and ISA Fund

Link To Flow Chart

A.R.S. § 35-142

This fund was established for state agencies as a clearing account to properly account for, control, and report receipts and disbursements associated with intergovernmental and interagency service agreements, which are not reported in other funds.

		<u>FY 2016</u>	<u>FY 2017</u>	<u>FY 2018</u>
Sources				
Revenues	Office of Economic Opportunity	0.0	104.6	104.6
	Sources Total	0.0	104.6	104.6
Uses				
Non-Appropriated Expenditures	Office of Economic Opportunity	0.0	79.9	79.9
	Uses Total	0.0	79.9	79.9
	IGA and ISA Fund Ending Balance	0.0	24.7	24.7

Fund Number 2500EVA IGA and ISA Fund

Link To Flow Chart

A.R.S. § 35-142

This fund was established for state agencies as a clearing account to properly account for, control, and report receipts and disbursements associated with intergovernmental and interagency service agreements, which are not reported in other funds.

		<u>FY 2016</u>	<u>FY 2017</u>	<u>FY 2018</u>
Sources				
Beginning Balance		0.0	0.0	0.0
Revenues	Department of Environmental Quality	5,052.8	7,341.6	7,341.9
	Sources Total	5,052.8	7,341.6	7,341.9
Uses				
Non-Appropriated Expenditures	Department of Environmental Quality	5,052.8	7,341.6	7,341.6
Retirement Adjustment	Department of Environmental Quality	0.0	0.0	0.3
	Uses Total	5,052.8	7,341.6	7,341.9
	IGA and ISA Fund Ending Balance	0.0	0.0	0.0

Fund Balances and Description Table for All Non-General Funds

Fund Number 2500GHA IGA and ISA Fund

Link To Flow Chart

A.R.S. § 35-142

This fund was established for state agencies as a clearing account to properly account for, control, and report receipts and disbursements associated with intergovernmental and interagency service agreements, which are not reported in other funds.

	<u>FY 2016</u>	<u>FY 2017</u>	<u>FY 2018</u>
Sources			
Beginning Balance	369.7	545.5	472.7
Revenues	Governor's Office of Highway Safety 623.2	368.0	368.0
Sources Total	992.9	913.5	840.7
Uses			
Non-Appropriated Expenditures	Governor's Office of Highway Safety 447.4	440.8	440.8
Uses Total	447.4	440.8	440.8
IGA and ISA Fund Ending Balance	545.5	472.7	399.9

Fund Number 2500GMA IGA and ISA Fund

Link To Flow Chart

A.R.S. § 35-142

Funds have been provided to the Department from Risk Management in order to cover costs for outside legal counsel.

	<u>FY 2016</u>	<u>FY 2017</u>	<u>FY 2018</u>
Sources			
Beginning Balance	0.0	70.1	270.1
Revenues	Department of Gaming 1,761.8	1,520.0	1,450.0
Sources Total	1,761.8	1,590.1	1,720.1
Uses			
Non-Appropriated Expenditures	Department of Gaming 1,691.7	1,320.0	1,320.0
Uses Total	1,691.7	1,320.0	1,320.0
IGA and ISA Fund Ending Balance	70.1	270.1	400.1

Fund Balances and Description Table for All Non-General Funds

Fund Number 2500GVA IGA and ISA Fund

Link To Flow Chart

A.R.S. § 35-142

This fund was established for state agencies as a clearing account to properly account for, control, and report receipts and disbursements associated with intergovernmental and interagency service agreements, which are not reported in other funds.

		FY 2016	FY 2017	FY 2018
Sources				
Beginning Balance		153.6	149.0	138.2
Revenues	Office of the Governor	499.8	500.0	500.0
	Sources Total	653.4	649.0	638.2
Uses				
Non-Appropriated Expenditures	Office of the Governor	504.4	510.8	510.8
Retirement Adjustment	Office of the Governor	0.0	0.0	0.1
	Uses Total	504.4	510.8	510.9
	IGA and ISA Fund Ending Balance	149.0	138.2	127.3

Fund Number 2500HCA IGA and ISA Fund

Link To Flow Chart

A.R.S. § 35-142

This fund was established for state agencies as a clearing account to properly account for, control, and report receipts and disbursements associated with intergovernmental and interagency service agreements, which are not reported in other funds.

		FY 2016	FY 2017	FY 2018
Sources				
Beginning Balance		25,406.8	65,878.7	0.0
Revenues	Arizona Health Care Cost Containment System	1,064,690.7	509,161.3	590,014.2
	Sources Total	1,090,097.5	575,040.0	590,014.2
Uses				
Non-Appropriated Expenditures	Arizona Health Care Cost Containment System	1,024,218.8	575,040.0	590,014.0
Retirement Adjustment	Arizona Health Care Cost Containment System	0.0	0.0	0.2
	Uses Total	1,024,218.8	575,040.0	590,014.2
	IGA and ISA Fund Ending Balance	65,878.7	0.0	0.0

Fund Balances and Description Table for All Non-General Funds

Fund Number 2500HDA IGA and ISA Fund

Link To Flow Chart

A.R.S. § 35-142

This fund was established for state agencies as a clearing account to properly account for, control, and report receipts and disbursements associated with intergovernmental and interagency service agreements, which are not reported in other funds.

	FY 2016	FY 2017	FY 2018
Sources			
Beginning Balance	4,829.4	2,020.4	0.0
Revenues	5,897.3	6,894.5	3,020.6
Sources Total	10,726.7	8,914.9	3,020.6
Uses			
Non-Appropriated Expenditures Department of Housing	8,706.3	8,914.9	3,028.2
Uses Total	8,706.3	8,914.9	3,028.2
IGA and ISA Fund Ending Balance	2,020.4	0.0	(7.6)

Fund Number 2500HGA IGA and ISA Fund

Link To Flow Chart

A.R.S. § 35-142

This fund was established for state agencies as a clearing account to properly account for, control, and report receipts and disbursements associated with intergovernmental and interagency service agreements, which are not reported in other funds.

	FY 2016	FY 2017	FY 2018
Sources			
Beginning Balance	0.0	0.1	0.1
Revenues	709.7	749.5	749.5
Sources Total	709.7	749.6	749.6
Uses			
Non-Appropriated Expenditures Office of Administrative Hearings	709.6	749.5	749.5
Retirement Adjustment Office of Administrative Hearings	0.0	0.0	0.1
Uses Total	709.6	749.5	749.6
IGA and ISA Fund Ending Balance	0.1	0.1	0.0

Fund Balances and Description Table for All Non-General Funds

Fund Number 2500HSA IGA and ISA Fund

Link To Flow Chart

A.R.S. § 35-142

This fund was established for state agencies as a clearing account to properly account for, control, and report receipts and disbursements associated with intergovernmental and interagency service agreements, which are not reported in other funds.

	FY 2016	FY 2017	FY 2018
Sources			
Beginning Balance	77,504.7	0.0	0.0
Revenues	Department of Health Services (77,504.7)	0.0	0.0
Sources Total	0.0	0.0	0.0
Uses			
Uses Total	0.0	0.0	0.0
IGA and ISA Fund Ending Balance	0.0	0.0	0.0

Fund Number 2500IDA IGA and ISA Fund

Link To Flow Chart

A.R.S. § 35-142

This fund was established for state agencies as a clearing account to properly account for, control, and report receipts and disbursements associated with intergovernmental and interagency service agreements, which are not reported in other funds.

	FY 2016	FY 2017	FY 2018
Sources			
Beginning Balance	0.0	4.4	0.0
Revenues	Department of Insurance 5.0	0.0	0.0
Sources Total	5.0	4.4	0.0
Uses			
Non-Appropriated Expenditures Department of Insurance	0.6	4.4	0.0
Uses Total	0.6	4.4	0.0
IGA and ISA Fund Ending Balance	4.4	0.0	0.0

Fund Balances and Description Table for All Non-General Funds

Fund Number 2500MAA IGA and ISA Fund

Link To Flow Chart

A.R.S. § 35-142

This fund was established for state agencies as a clearing account to properly account for, control, and report receipts and disbursements associated with intergovernmental and interagency service agreements, which are not reported in other funds.

		FY 2016	FY 2017	FY 2018
Sources				
Beginning Balance		339.4	557.9	406.7
Revenues	Department of Emergency and Military Affairs	1,584.8	1,562.9	1,562.9
Sources Total		1,924.2	2,120.8	1,969.6
Uses				
Non-Appropriated Expenditures	Department of Emergency and Military Affairs	1,366.3	1,714.1	1,714.1
Risk Management Adjustment	Department of Emergency and Military Affairs	0.0	0.0	17.6
Retirement Adjustment	Department of Emergency and Military Affairs	0.0	0.0	0.2
Uses Total		1,366.3	1,714.1	1,731.9
IGA and ISA Fund Ending Balance		557.9	406.7	237.7

Fund Number 2500MMA IGA and ISA Fund

Link To Flow Chart

A.R.S. § 35-142

This fund was established for state agencies as a clearing account to properly account for, control, and report receipts and disbursements associated with intergovernmental and interagency service agreements, which are not reported in other funds.

		FY 2016	FY 2017	FY 2018
Sources				
Beginning Balance		84.8	0.0	0.0
Revenues	Department of Fire, Building and Life Safety	186.5	0.0	0.0
Sources Total		271.3	0.0	0.0
Uses				
Non-Appropriated Expenditures	Department of Fire, Building and Life Safety	163.1	0.0	0.0
Transfer Due to Fund Balance Cap	Department of Fire, Building and Life Safety	108.2	0.0	0.0
Uses Total		271.3	0.0	0.0
IGA and ISA Fund Ending Balance		0.0	0.0	0.0

Fund Balances and Description Table for All Non-General Funds

Fund Number 2500PSA IGA and ISA Fund

Link To Flow Chart

A.R.S. § 35-142

This fund was established for state agencies as a clearing account to properly account for, control, and report receipts and disbursements associated with intergovernmental and interagency service agreements, which are not reported in other funds.

	FY 2016	FY 2017	FY 2018
Sources			
Beginning Balance	3,191.6	1,619.5	137.5
Revenues	7,938.1	6,830.0	7,733.3
Sources Total	11,129.7	8,449.5	7,870.8
Uses			
Non-Appropriated Expenditures	9,510.2	8,312.0	7,578.0
Risk Management Adjustment	0.0	0.0	1.4
Retirement Adjustment	0.0	0.0	291.4
Uses Total	9,510.2	8,312.0	7,870.8
IGA and ISA Fund Ending Balance	1,619.5	137.5	0.0

Fund Number 2500RVA IGA and ISA Fund

Link To Flow Chart

A.R.S. § 35-142

This fund was established for state agencies as a clearing account to properly account for, control, and report receipts and disbursements associated with intergovernmental and interagency service agreements, which are not reported in other funds.

	FY 2016	FY 2017	FY 2018
Sources			
Beginning Balance	0.0	0.1	0.1
Revenues	4,690.8	586.0	586.0
Sources Total	4,690.8	586.1	586.1
Uses			
Non-Appropriated Expenditures	4,690.7	586.0	586.0
Retirement Adjustment	0.0	0.0	0.1
Uses Total	4,690.7	586.0	586.1
IGA and ISA Fund Ending Balance	0.1	0.1	0.0

Fund Balances and Description Table for All Non-General Funds

Fund Number 2500STA IGA and ISA Fund

Link To Flow Chart

A.R.S. § 35-142

This fund was established for state agencies as a clearing account to properly account for, control, and report receipts and disbursements associated with intergovernmental and interagency service agreements, which are not reported in other funds.

	FY 2016	FY 2017	FY 2018
Sources			
Beginning Balance	92.9	92.9	92.9
Sources Total	92.9	92.9	92.9
Uses			
Uses Total	0.0	0.0	0.0
IGA and ISA Fund Ending Balance	92.9	92.9	92.9

Fund Number 2500VSA IGA and ISA Fund

Link To Flow Chart

A.R.S. § 35-142

This fund was established for state agencies as a clearing account to properly account for, control, and report receipts and disbursements associated with intergovernmental and interagency service agreements, which are not reported in other funds.

	FY 2016	FY 2017	FY 2018
Sources			
Beginning Balance	120.3	120.3	120.3
Sources Total	120.3	120.3	120.3
Uses			
Uses Total	0.0	0.0	0.0
IGA and ISA Fund Ending Balance	120.3	120.3	120.3

Fund Balances and Description Table for All Non-General Funds

Fund Number 2500WCA IGA and ISA Fund

Link To Flow Chart

A.R.S. § 35-142

This fund was established for state agencies as a clearing account to properly account for, control, and report receipts and disbursements associated with intergovernmental and interagency service agreements, which are not reported in other funds.

	FY 2016	FY 2017	FY 2018
Sources			
Beginning Balance	229.7	524.4	433.4
Revenues	285.5	280.0	280.0
Sources Total	515.2	804.4	713.4
Uses			
Non-Appropriated Expenditures Department of Water Resources	(9.2)	371.0	371.0
Uses Total	(9.2)	371.0	371.0
IGA and ISA Fund Ending Balance	524.4	433.4	342.4

Fund Number 2503 ADOA Special Events Fund

Link To Flow Chart

A.R.S. § 35-142(E)

Set-up fees from special events held on State property are deposited in this fund to help offset the cost of coordinating such events.

	FY 2016	FY 2017	FY 2018
Sources			
Beginning Balance	29.2	10.6	10.6
Revenues	15.4	15.4	15.4
Sources Total	44.6	26.0	26.0
Uses			
Non-Appropriated Expenditures Department of Administration	34.0	15.4	15.4
Uses Total	34.0	15.4	15.4
ADOA Special Events Fund Ending Balance	10.6	10.6	10.6

Fund Balances and Description Table for All Non-General Funds

Fund Number 2504 Prison Construction and Operations Fund

Link To Flow Chart

A.R.S. § 41-1651

Beginning in March 2004, revenues are received from increased surcharges on DUI fines and are used for the operation or construction of prisons.

		FY 2016	FY 2017	FY 2018
Sources				
Beginning Balance		1,402.4	1,288.0	239.4
Revenues	Department of Corrections	11,917.4	12,637.7	12,637.7
	Sources Total	13,319.8	13,925.7	12,877.1
Uses				
Operating Expenditures/Appropriations	Department of Corrections	11,685.6	13,686.3	12,500.0
Administrative Adjustments	Department of Corrections	346.2	0.0	0.0
	Uses Total	12,031.8	13,686.3	12,500.0
Prison Construction and Operations Fund Ending Balance		1,288.0	239.4	377.1

Fund Number 2505 Inmate Store Proceeds Fund

Link To Flow Chart

A.R.S. § 41-1604

Revenue is received from the State's share of the inmate stores proceeds and is used for inmate activities, incentive pay for officers, safety equipment, or other needs of the Department.

		FY 2016	FY 2017	FY 2018
Sources				
Beginning Balance		4,530.0	3,415.1	2,253.5
Revenues	Department of Corrections	6,958.9	6,568.4	6,568.4
	Sources Total	11,488.9	9,983.5	8,821.9
Uses				
Non-Appropriated Expenditures	Department of Corrections	5,573.7	5,730.0	5,730.0
Legislative Fund Transfers	Department of Corrections	2,500.0	2,000.0	0.0
	Uses Total	8,073.7	7,730.0	5,730.0
Inmate Store Proceeds Fund Ending Balance		3,415.1	2,253.5	3,091.9

Fund Balances and Description Table for All Non-General Funds

Fund Number 2509 Assured and Adequate Water Supply Administration Fund

Link To Flow Chart

A.R.S. § 45-580

This fund consists of application fees paid by cities, towns, and private water companies who are required to have the Department of Water Resources evaluate the adequacy of their water supply. An appropriation from this fund is then used to offset costs associated with the Department's evaluation of these applications.

			FY 2016	FY 2017	FY 2018
Sources					
Beginning Balance			303.3	415.2	278.9
Revenues	Department of Water Resources		138.5	130.0	130.0
		Sources Total	441.8	545.2	408.9
Uses					
Operating Expenditures/Appropriations	Department of Water Resources		26.6	266.3	266.3
		Uses Total	26.6	266.3	266.3
		Assured and Adequate Water Supply Administration Fund Ending Balance	415.2	278.9	142.6

Fund Number 2510 Parity Compensation Fund

Link To Flow Chart

A.R.S. § 41-1720

This fund was established to help fund law enforcement salaries and benefits. It draws revenues from a 1.51% distribution of the vehicle license taxes that are otherwise slated to go to the state highway fund.

			FY 2016	FY 2017	FY 2018
Sources					
Beginning Balance			2,459.7	3,347.2	4,317.8
Revenues	Department of Public Safety		2,972.9	3,100.0	3,300.0
		Sources Total	5,432.6	6,447.2	7,617.8
Uses					
Operating Expenditures/Appropriations	Department of Public Safety		2,115.5	2,129.4	3,302.7
Administrative Adjustments	Department of Public Safety		(30.1)	0.0	0.0
Risk Management Adjustment	Department of Public Safety		0.0	0.0	0.8
Retirement Adjustment	Department of Public Safety		0.0	0.0	94.7
		Uses Total	2,085.4	2,129.4	3,398.2
		Parity Compensation Fund Ending Balance	3,347.2	4,317.8	4,219.6

Fund Balances and Description Table for All Non-General Funds

Fund Number 2511 Aggregate Mining Reclamation Fund

Link To Flow Chart

A.R.S. § 27-1233

Revenues for this fund are received from fees assessed on owners of mines that need to be reclaimed and are used to enforce the reclamation statutes.

		FY 2016	FY 2017	FY 2018
Sources				
Beginning Balance		139.8	147.0	60.7
Revenues	Mine Inspector	38.8	26.6	26.6
Sources Total		178.6	173.6	87.3
Uses				
Operating Expenditures/Appropriations	Mine Inspector	30.3	112.9	112.9
Administrative Adjustments	Mine Inspector	1.0	0.0	0.0
Legislative Fund Transfers	Mine Inspector	0.3	0.0	0.0
Uses Total		31.6	112.9	112.9
Aggregate Mining Reclamation Fund Ending Balance		147.0	60.7	(25.6)

Note: The Executive recommends continuing the same level of appropriation to provide flexibility if revenues rise.

Fund Number 2513 Breast/Cervical Cancer Plate Fund

Link To Flow Chart

A.R.S. § 36-119

This fund consists of revenues from special plate fees and renewals. Of the \$25 fee, \$8 is for administrative costs deposited to the State Highway Fund and \$17 is deposited into the Breast and Cervical Cancer Screening and Diagnostic Special Plate Fund. These funds are used for breast and cervical cancer screening and diagnostic and outreach services.

		FY 2016	FY 2017	FY 2018
Sources				
Beginning Balance		323.8	692.3	185.5
Revenues	Department of Health Services	201.2	197.2	193.2
Sources Total		525.0	889.5	378.7
Uses				
Non-Appropriated Expenditures	Department of Health Services	(167.3)	704.0	378.6
Uses Total		(167.3)	704.0	378.6
Breast/Cervical Cancer Plate Fund Ending Balance		692.3	185.5	0.1

Fund Balances and Description Table for All Non-General Funds

Fund Number 2515 State DOC Revolving-Transition Fund

Link To Flow Chart

A.R.S. § 42-3106

Revenues are received from taxes on tobacco and alcohol and are used for substance abuse treatment and education.

	FY 2016	FY 2017	FY 2018
Sources			
Beginning Balance	4,502.6	3,701.4	2,382.6
Revenues Department of Corrections	3,497.5	3,567.6	3,567.6
Sources Total	8,000.1	7,269.0	5,950.2
Uses			
Non-Appropriated Expenditures Department of Corrections	3,226.7	4,386.4	4,386.4
Legislative Fund Transfers Department of Corrections	1,072.0	500.0	0.0
Uses Total	4,298.7	4,886.4	4,386.4
State DOC Revolving-Transition Fund Ending Balance	3,701.4	2,382.6	1,563.8

Fund Number 2516 Drug and Gang Enforcement Fund

Link To Flow Chart

A.R.S. § 41-2402

Revenue from fines for felony drug offense convictions are used to provide grants to state, county, and local agencies and to support agency operations and the Statistical Analysis Center.

	FY 2016	FY 2017	FY 2018
Sources			
Beginning Balance	0.0	0.0	1,593.5
Revenues Judiciary	0.0	1,057.9	1,057.9
Revenues Criminal Justice Commission	0.0	6,001.3	4,415.5
Sources Total	0.0	7,059.2	7,066.9
Uses			
Non-Appropriated Expenditures Judiciary	0.0	1,057.9	1,057.9
Non-Appropriated Expenditures Criminal Justice Commission	0.0	4,407.8	4,407.8
Retirement Adjustment Criminal Justice Commission	0.0	0.0	0.1
Uses Total	0.0	5,465.7	5,465.8
Drug and Gang Enforcement Fund Ending Balance	0.0	1,593.5	1,601.1

Fund Balances and Description Table for All Non-General Funds

Fund Number 2518

Concealed Weapons Permit Fund

[Link To Flow Chart](#)

A.R.S. § 41-1722

The fund receives applicant fees for Concealed Carry Weapons (CCW) permits and uses the monies for the operating costs of the CCW Unit.

		FY 2016	FY 2017	FY 2018
Sources				
Beginning Balance		1,162.2	2,630.8	1,730.1
Revenues	Department of Public Safety	2,538.1	2,588.3	2,639.5
	Sources Total	3,700.3	5,219.1	4,369.6
Uses				
Operating Expenditures/Appropriations	Department of Public Safety	1,060.9	3,489.0	1,409.7
Administrative Adjustments	Department of Public Safety	8.6	0.0	0.0
Retirement Adjustment	Department of Public Safety	0.0	0.0	0.1
	Uses Total	1,069.5	3,489.0	1,409.8
Concealed Weapons Permit Fund Ending Balance		2,630.8	1,730.1	2,959.8

Fund Number 2519

Victims' Rights Enforcement Fund

[Link To Flow Chart](#)

A.R.S. § 41-1727

The source of revenue to the fund is a \$2 surcharge on criminal and civil fines and penalties. The fund has an effective date of January 1, 2015. The monies fund grants to non-profit entities that provides legal representation to enforce the rights of crime victims and associated social services to assist the crime victim during the course of the legal representation.

		FY 2016	FY 2017	FY 2018
Sources				
Beginning Balance		284.3	874.4	857.4
Revenues	Department of Public Safety	1,008.8	983.0	956.5
	Sources Total	1,293.1	1,857.4	1,813.9
Uses				
Non-Appropriated Expenditures	Department of Public Safety	418.7	1,000.0	1,000.0
	Uses Total	418.7	1,000.0	1,000.0
Victims' Rights Enforcement Fund Ending Balance		874.4	857.4	813.9

Fund Balances and Description Table for All Non-General Funds

Fund Number 2521

Election Training Fund

Link To Flow Chart

A.R.S. § 16-407

The Election Training Fund accounts for monies received by the Secretary of State as reimbursement for municipal election training costs.

	<u>FY 2016</u>	<u>FY 2017</u>	<u>FY 2018</u>
Sources			
Beginning Balance	5.9	5.3	5.3
Sources Total	5.9	5.3	5.3
Uses			
Non-Appropriated Expenditures Department of State - Secretary of State	0.6	0.0	0.0
Uses Total	0.6	0.0	0.0
Election Training Fund Ending Balance	5.3	5.3	5.3

Fund Number 2522

Character Education Special Plate Fund

Link To Flow Chart

A.R.S. § 15-719

Fund receives \$17 for each Character Education license plate and is used for character education programs in schools.

	<u>FY 2016</u>	<u>FY 2017</u>	<u>FY 2018</u>
Sources			
Beginning Balance	11.2	0.0	0.0
Revenues Department of Education	28.4	25.0	25.0
Sources Total	39.6	25.0	25.0
Uses			
Non-Appropriated Expenditures Department of Education	39.6	25.0	25.0
Uses Total	39.6	25.0	25.0
Character Education Special Plate Fund Ending Balance	0.0	0.0	0.0

Fund Balances and Description Table for All Non-General Funds

Fund Number 2525

Arizona Trail Fund

Link To Flow Chart

A.R.S. § 41-511.15

The purpose of this fund is the maintenance and preservation of the Arizona State Trail. It is supported by General Fund appropriation and any applicable donations.

		<u>FY 2016</u>	<u>FY 2017</u>	<u>FY 2018</u>
Sources				
Beginning Balance		0.0	0.0	75.0
Revenues	Parks Board	0.0	150.0	0.0
	Sources Total	0.0	150.0	75.0
Uses				
Non-Appropriated Expenditures	Parks Board	0.0	75.0	75.0
	Uses Total	0.0	75.0	75.0
	Arizona Trail Fund Ending Balance	0.0	75.0	0.0

Fund Number 2526

Due Diligence Fund

Link To Flow Chart

A.R.S. § 37-110

Monies in the fund allow the Land Department the ability to pay the upfront the costs of engineering and planning studies (due diligence studies) prior to the sale of State Trust land and the ability to receive refunds for the cost of these studies from the winning bidder.

		<u>FY 2016</u>	<u>FY 2017</u>	<u>FY 2018</u>
Sources				
Beginning Balance		41.8	44.8	44.8
Revenues	Land Department	3.0	500.0	500.0
	Sources Total	44.8	544.8	544.8
Uses				
Operating Expenditures/Appropriations	Land Department	0.0	500.0	500.0
	Uses Total	0.0	500.0	500.0
	Due Diligence Fund Ending Balance	44.8	44.8	44.8

Fund Balances and Description Table for All Non-General Funds

Fund Number 2530

Postsecondary Education Grant Program Fund

Link To Flow Chart

A.R.S. § 15-1855

Revenues to the fund consist of legislative appropriations and loan repayments and are used to administer the Postsecondary Education Grant Program and provide forgivable loans to eligible students attending private postsecondary institutions.

		<u>FY 2016</u>	<u>FY 2017</u>	<u>FY 2018</u>
Sources				
Beginning Balance		1.8	84.3	174.3
Revenues	Commission for Postsecondary Education	82.5	90.0	90.0
Sources Total		84.3	174.3	264.3
Uses				
Uses Total		0.0	0.0	0.0
Postsecondary Education Grant Program Fund Ending Balance		84.3	174.3	264.3

Fund Number 2531

State Web Portal Fund

Link To Flow Chart

A.R.S. § 41-3506

Revenues for the fund are generated through the sale of motor vehicle records, largely to insurance companies for use in their underwriting duties. Monies in the fund may be used for web portal expenses and other information technology projects.

		<u>FY 2016</u>	<u>FY 2017</u>	<u>FY 2018</u>
Sources				
Beginning Balance		4,660.6	5,804.3	3,667.6
Revenues	Department of Administration	9,135.0	8,400.0	8,400.0
Revenues	Department of Education	0.0	500.0	500.0
Sources Total		13,795.6	14,704.3	12,567.6
Uses				
Operating Expenditures/Appropriations	Department of Administration	4,013.4	4,542.4	11,790.8
Operating Expenditures/Appropriations	Department of Education	0.0	500.0	0.0
Administrative Adjustments	Department of Administration	202.9	344.3	0.0
Legislative Fund Transfers	Department of Administration	3,775.0	5,650.0	0.0
Retirement Adjustment	Department of Administration	0.0	0.0	0.1
Uses Total		7,991.3	11,036.7	11,790.9
State Web Portal Fund Ending Balance		5,804.3	3,667.6	776.7

Fund Balances and Description Table for All Non-General Funds

Fund Number 2532

Hospital Loan Residency Fund

Link To Flow Chart

A.R.S. § 36-2921

This fund receives revenue from General Fund appropriations, and distributes those funds as loans to hospitals establishing new medical residency programs.

	<u>FY 2016</u>	<u>FY 2017</u>	<u>FY 2018</u>
Sources			
Beginning Balance	900.0	900.0	900.0
Sources Total	900.0	900.0	900.0
Uses			
Uses Total	0.0	0.0	0.0
Hospital Loan Residency Fund Ending Balance	900.0	900.0	900.0

Fund Number 2535

Arizona Structured English Immersion Fund

Link To Flow Chart

A.R.S. § 15-756.04

Revenue from legislative appropriations are used to provide English language instruction to English Language Learners.

	<u>FY 2016</u>	<u>FY 2017</u>	<u>FY 2018</u>
Sources			
Beginning Balance	1,958.0	2,818.3	2,282.3
Revenues	4,967.4	4,960.4	4,960.4
Sources Total	6,925.4	7,778.7	7,242.7
Uses			
Non-Appropriated Expenditures Department of Education	4,107.1	5,496.4	5,496.4
Uses Total	4,107.1	5,496.4	5,496.4
Arizona Structured English Immersion Fund Ending Balance	2,818.3	2,282.3	1,746.3

Fund Balances and Description Table for All Non-General Funds

Fund Number 2536 **Wildlife Habitat Restoration and Enhancement Fund**

Link To Flow Chart

A.R.S. § 17-471

Revenues consist of legislative appropriations and are used for specific wildlife habitat restoration and enhancement projects.

			<u>FY 2016</u>	<u>FY 2017</u>	<u>FY 2018</u>
Sources					
Beginning Balance			0.4	3.8	3.8
Revenues	Game & Fish Department		3.5	0.0	0.0
	Sources Total		3.9	3.8	3.8
Uses					
Administrative Adjustments	Game & Fish Department		0.1	0.0	0.0
	Uses Total		0.1	0.0	0.0
Wildlife Habitat Restoration and Enhancement Fund Ending Balance			3.8	3.8	3.8

Fund Number 2537 **Condo and Planned Community Hearing Office Fund**

Link To Flow Chart

A.R.S. § 41-2198.05

Sources of revenue include filing fees and civil penalties arising from disputes between owners and condominium or planned community associations over violations of regulatory statutes. The Fund is used to reimburse the office of Administrative Hearings for costs related to conducting hearings.

			<u>FY 2016</u>	<u>FY 2017</u>	<u>FY 2018</u>
Sources					
Beginning Balance			0.0	0.0	0.0
Revenues	Department of Fire, Building and Life Safety		21.3	0.0	0.0
Revenues	Department of Real Estate		0.0	23.5	23.5
	Sources Total		21.3	23.5	23.5
Uses					
Non-Appropriated Expenditures	Department of Fire, Building and Life Safety		19.0	0.0	0.0
Non-Appropriated Expenditures	Department of Real Estate		0.0	23.5	23.5
Transfer Due to Fund Balance Cap	Department of Fire, Building and Life Safety		2.3	0.0	0.0
	Uses Total		21.3	23.5	23.5
Condo and Planned Community Hearing Office Fund Ending Balance			0.0	0.0	0.0

Fund Balances and Description Table for All Non-General Funds

Fund Number 2538 Colorado River Water Use Fee Clearing Fund

Link To Flow Chart

A.R.S. § 45-580

This fund consists of revenues from the Colorado River water use fee. This levy may be assessed and collected from each person who diverts and consumptively uses water from the mainstream of the Colorado River. Monies in this fund support the Lower Colorado River Multispecies Conservation Program.

		FY 2016	FY 2017	FY 2018
Sources				
Beginning Balance		0.2	0.2	5.2
Revenues	Department of Water Resources	7.4	5.0	5.0
	Sources Total	7.6	5.2	10.2
Uses				
Non-Appropriated Expenditures	Department of Water Resources	7.4	0.0	0.0
	Uses Total	7.4	0.0	0.0
	Colorado River Water Use Fee Clearing Fund Ending Balance	0.2	5.2	10.2

Fund Number 2539 Court of Appeals Collection Enhancement Fund

Link To Flow Chart

A.R.S. § 12-120.31C

Revenues are received from 8.36% of court of appeals fees and costs. Monies must be used to improve, maintain, and enhance the ability to collect and manage monies assessed or received by the court, to improve court automation, and to improve case processing or the administration of justice.

		FY 2016	FY 2017	FY 2018
Sources				
Beginning Balance		278.7	303.5	328.3
Revenues	Judiciary	24.8	24.8	24.8
	Sources Total	303.5	328.3	353.1
Uses				
	Uses Total	0.0	0.0	0.0
	Court of Appeals Collection Enhancement Fund Ending Balance	303.5	328.3	353.1

Fund Balances and Description Table for All Non-General Funds

Fund Number 2541

Smoke-Free Arizona Fund

[Link To Flow Chart](#)

A.R.S. § 36-601

Revenues are from a \$0.02 per pack tax on cigarettes originally passed by voters through Proposition 201 of 2006, the Smoke Free Arizona Act. The Smoke Free Arizona Act banned smoking in most enclosed public places, but exempted retail tobacco stores, veteran and fraternal clubs, hotel rooms designated as smoking rooms, and outdoor patios. The fund is used for enforcement of that act and for education programs to reduce or eliminate tobacco use.

		FY 2016	FY 2017	FY 2018
Sources				
Beginning Balance		393.6	590.7	388.8
Revenues	Department of Health Services	2,929.0	2,874.1	2,807.4
	Sources Total	3,322.6	3,464.8	3,196.2
Uses				
Non-Appropriated Expenditures	Department of Health Services	2,731.9	3,076.0	3,076.0
Retirement Adjustment	Department of Health Services	0.0	0.0	0.1
	Uses Total	2,731.9	3,076.0	3,076.1
Smoke-Free Arizona Fund Ending Balance		590.7	388.8	120.1

Fund Number 2542

Early Childhood Development and Health Fund

[Link To Flow Chart](#)

A.R.S. § 8-1181

This fund receives revenues generated from an additional tax levied on tobacco products and is detailed in A.R.S. § 42-3371. The fund is used for statewide program grants (10% of the fund) and regional programs (90% of the fund) that focus on improving early childhood health and education in Arizona.

		FY 2016	FY 2017	FY 2018
Sources				
Beginning Balance		369,493.8	346,742.1	326,947.3
Revenues	Early Childhood Development and Health Board	124,162.3	123,800.0	122,300.0
	Sources Total	493,656.1	470,542.1	449,247.3
Uses				
Non-Appropriated Expenditures	Early Childhood Development and Health Board	146,914.0	143,594.8	143,594.8
Risk Management Adjustment	Early Childhood Development and Health Board	0.0	0.0	3.6
Retirement Adjustment	Early Childhood Development and Health Board	0.0	0.0	2.0
	Uses Total	146,914.0	143,594.8	143,600.4
Early Childhood Development and Health Fund Ending Balance		346,742.1	326,947.3	305,646.9

Fund Balances and Description Table for All Non-General Funds

Fund Number 2544 Medical Marijuana Fund

Link To Flow Chart

A.R.S. § 36-2817

The fund receives application and renewal fees from medical marijuana dispensaries, civil penalties and private donations. The fund is used to regulate dispensation, prescription, and use of medical marijuana, including an electronic registry of dispensary agents, patients, and designated caregivers.

		FY 2016	FY 2017	FY 2018
Sources				
Beginning Balance		11,598.9	19,874.7	26,991.8
Revenues	Department of Health Services	16,570.7	18,227.7	20,050.5
	Sources Total	28,169.6	38,102.4	47,042.3
Uses				
Non-Appropriated Expenditures	Department of Health Services	8,294.9	11,110.6	11,110.6
Retirement Adjustment	Department of Health Services	0.0	0.0	0.3
	Uses Total	8,294.9	11,110.6	11,110.9
	Medical Marijuana Fund Ending Balance	19,874.7	26,991.8	35,931.4

Fund Number 2545 Regulated Substance Fund

Link To Flow Chart

A.R.S. § 28-2419

This fund receives transfers from the Underground Storage Tank Revolving Fund as that fund closes. The fund will receive revenue from a fee on underground storage tanks for monitoring underground storage tanks and cleaning up leaks from underground storage tanks.

		FY 2016	FY 2017	FY 2018
Sources				
Beginning Balance		35,175.1	0.0	0.0
Revenues	Department of Environmental Quality	(35,175.1)	0.0	0.0
	Sources Total	0.0	0.0	0.0
Uses				
	Uses Total	0.0	0.0	0.0
	Regulated Substance Fund Ending Balance	0.0	0.0	0.0

Fund Balances and Description Table for All Non-General Funds

Fund Number 2546

Prescription Drug Rebate Fund

Link To Flow Chart

A.R.S. § 36-2930

The fund receives funds (recorded in the state accounting system not as revenues but as contra-expenses) from drug manufacturers, who are required by the federal health reform bill to pay rebates to the state for drugs dispensed to individuals enrolled in a Medicaid Managed Care Organization. The federal share of these rebates is refunded to the federal government and the state portion is used for the state medicaid match.

		FY 2016	FY 2017	FY 2018
Sources				
Beginning Balance		86,938.0	110,074.4	120,182.7
Revenues	Arizona Health Care Cost Containment System	33.1	(137,287.2)	0.0
	Sources Total	86,971.1	(27,212.8)	120,182.7
Uses				
Operating Expenditures/Appropriations	Arizona Health Care Cost Containment System	105,718.1	113,778.9	143,778.9
Non-Appropriated Expenditures	Arizona Health Care Cost Containment System	(128,821.4)	(261,174.4)	(126,436.9)
	Uses Total	(23,103.3)	(147,395.5)	17,342.0
	Prescription Drug Rebate Fund Ending Balance	110,074.4	120,182.7	102,840.7

Fund Number 2547

Arizona Commerce Authority Fund

Link To Flow Chart

A.R.S. § 41-1506

Revenues consist primarily of tax withholdings and are used to fund the operations of the Arizona Commerce Authority.

		FY 2016	FY 2017	FY 2018
Sources				
Beginning Balance		633.5	1,406.4	1,406.4
Revenues	Commerce Authority	10,000.0	10,000.0	10,000.0
	Sources Total	10,633.5	11,406.4	11,406.4
Uses				
Non-Appropriated Expenditures	Commerce Authority	9,227.1	10,000.0	10,000.0
Risk Management Adjustment	Commerce Authority	0.0	0.0	3.2
	Uses Total	9,227.1	10,000.0	10,003.2
	Arizona Commerce Authority Fund Ending Balance	1,406.4	1,406.4	1,403.2

Fund Balances and Description Table for All Non-General Funds

Fund Number 2548

Arizona Competes Fund

Link To Flow Chart

A.R.S. § 41-1545.01; A.R.S. § 5-572; A.R.S. § 44-1843; A.R.S. § 44-3324

Revenues consist of tax withholdings, state lottery fund deposits, and various Corporation Commission filing and registration fees. Monies are used to enhance economic development efforts, including deal closing grants to Arizona businesses.

		<u>FY 2016</u>	<u>FY 2017</u>	<u>FY 2018</u>
Sources				
Beginning Balance		90,339.4	26,850.8	28,214.8
Revenues	Corporation Commission	(131.7)	0.0	0.0
Revenues	Commerce Authority	20,217.0	15,264.0	15,264.0
	Sources Total	110,424.7	42,114.8	43,478.8
Uses				
Non-Appropriated Expenditures	Commerce Authority	8,573.9	13,900.0	13,900.0
Legislative Fund Transfers	Commerce Authority	75,000.0	0.0	0.0
	Uses Total	83,573.9	13,900.0	13,900.0
	Arizona Competes Fund Ending Balance	26,850.8	28,214.8	29,578.8

Fund Number 2549

Border Security Trust Fund

Link To Flow Chart

A.R.S. § 41-113

Revenues are from public and private donations and will be used to fund the construction and maintenance of a physical or virtual fence along the Arizona-Mexico border.

		<u>FY 2016</u>	<u>FY 2017</u>	<u>FY 2018</u>
Sources				
Beginning Balance		270.1	55.6	55.6
Revenues	Senate	4.7	0.0	0.0
	Sources Total	274.8	55.6	55.6
Uses				
Expenditure/Reserve for Prior Appropriations	Senate	219.2	0.0	0.0
	Uses Total	219.2	0.0	0.0
	Border Security Trust Fund Ending Balance	55.6	55.6	55.6

Fund Balances and Description Table for All Non-General Funds

Fund Number 2551 DOC Building Renewal & Preventive Maintenance Fund

Link To Flow Chart

A.R.S. § 41-797

The source of revenue for this fund is from the following sources: Corrections Fund annual transfer - \$2,500,000; Inmate Store Proceeds Fund annual transfer - \$500,000; DOC Special Service Fund annual transfer - \$500,000; Arizona Correctional Industries Fund - \$1,000,000; visitation background check fee; and a one percent inmate banking fee. Uses of the monies are for capital projects and preventive maintenance.

		FY 2016	FY 2017	FY 2018
Sources				
Beginning Balance		7,125.5	4,843.1	753.8
Revenues	Department of Corrections	5,602.9	5,617.7	5,617.7
	Sources Total	12,728.4	10,460.8	6,371.5
Uses				
Operating Expenditures/Appropriations	Capital Projects	0.0	0.0	5,464.3
Capital Expenditures/Appropriations	Department of Corrections	2,110.6	5,464.3	0.0
Administrative Adjustments	Department of Corrections	4,274.7	4,242.7	0.0
Legislative Fund Transfers	Department of Corrections	1,500.0	0.0	0.0
	Uses Total	7,885.3	9,707.0	5,464.3
DOC Building Renewal & Preventive Maintenance Fund Ending Balance		4,843.1	753.8	907.2

Fund Number 2552 Education Learning and Accountability

Link To Flow Chart

A.R.S. § 15-249.02

Revenue consists of legislative appropriations and fees collected from universities and community college districts, and are used for the education learning and accountability system for public education.

		FY 2016	FY 2017	FY 2018
Sources				
Beginning Balance		1,990.1	0.0	1,421.1
Revenues	Department of Education	8,576.3	8,876.0	8,876.0
	Sources Total	10,566.4	8,876.0	10,297.1
Uses				
Non-Appropriated Expenditures	Department of Education	8,990.1	7,454.9	7,454.9
Legislative Fund Transfers	Department of Education	1,576.3	0.0	0.0
Retirement Adjustment	Department of Education	0.0	0.0	0.2
	Uses Total	10,566.4	7,454.9	7,455.1
Education Learning and Accountability Ending Balance		0.0	1,421.1	2,842.0

Fund Balances and Description Table for All Non-General Funds

Fund Number 2553 **Massage Therapy Board Fund**

Link To Flow Chart

A.R.S. § 32-4205

The fund receives revenues from application, renewal, reinstatement, and late renewal fees for use in regulating massage therapists.

		FY 2016	FY 2017	FY 2018
Sources				
Beginning Balance		934.1	1,090.3	1,203.2
Revenues	Massage Therapy	583.0	583.0	583.0
Sources Total		1,517.1	1,673.3	1,786.2
Uses				
Operating Expenditures/Appropriations	Massage Therapy	425.0	470.1	461.1
Administrative Adjustments	Massage Therapy	1.8	0.0	0.0
Risk Management Adjustment	Massage Therapy	0.0	0.0	0.3
Uses Total		426.8	470.1	461.4
Massage Therapy Board Fund Ending Balance		1,090.3	1,203.2	1,324.8

Fund Number 2554 **Radiation Regulatory Fee Fund**

Link To Flow Chart

A.R.S. §30-658

This fund consists of revenues earned from licensing and registration fee increases, and is used for general operations of the agency.

		FY 2016	FY 2017	FY 2018
Sources				
Beginning Balance		22.9	48.7	84.4
Revenues	Radiation Regulatory Agency	612.2	612.2	612.2
Sources Total		635.1	660.9	696.6
Uses				
Operating Expenditures/Appropriations	Radiation Regulatory Agency	586.4	576.5	576.5
Uses Total		586.4	576.5	576.5
Radiation Regulatory Fee Fund Ending Balance		48.7	84.4	120.1

Fund Balances and Description Table for All Non-General Funds

Fund Number 2555 **Seriously Mentally Ill Housing Trust Fund**

Link To Flow Chart

A.R.S. §41-3955.01

The fund consists of monies received pursuant to A.R.S. § 44-313 and can only be used for housing projects for the seriously mentally ill.

	FY 2016	FY 2017	FY 2018
Sources			
Beginning Balance	3,957.0	4,230.6	0.0
Revenues	Department of Health Services 2,037.7	(4,230.6)	0.0
Sources Total	5,994.7	0.0	0.0
Uses			
Non-Appropriated Expenditures	Department of Health Services 1,764.1	0.0	0.0
Uses Total	1,764.1	0.0	0.0
Seriously Mentally Ill Housing Trust Fund Ending Balance	4,230.6	0.0	0.0

Fund Number 2555HCA **Seriously Mentally Ill Housing Trust Fund**

Link To Flow Chart

A.R.S. § 41-3955.01

The fund consists of monies received pursuant to A.R.S. § 44-313 and is can only be used for housing projects for the seriously mentally ill.

	FY 2016	FY 2017	FY 2018
Sources			
Beginning Balance	0.0	0.0	4,230.5
Revenues	Arizona Health Care Cost Containment System 0.0	6,230.5	2,000.0
Sources Total	0.0	6,230.5	6,230.5
Uses			
Non-Appropriated Expenditures	Arizona Health Care Cost Containment System 0.0	2,000.0	2,000.0
Uses Total	0.0	2,000.0	2,000.0
Seriously Mentally Ill Housing Trust Fund Ending Balance	0.0	4,230.5	4,230.5

Fund Balances and Description Table for All Non-General Funds

Fund Number 2556 Racing Regulation Fund

Link To Flow Chart

A.R.S. § 5 - 113.01

The fund derives revenues from various racing industry sources, including regulatory wagering assessment, dark day assessment, license fees and pari-mutuel tax revenues. The fund uses these revenues to support the mission of the Division of Racing.

		FY 2016	FY 2017	FY 2018
<u>Sources</u>				
Beginning Balance		1,043.5	1,179.5	1,192.8
Revenues	Department of Gaming	2,632.7	2,899.3	2,899.3
Sources Total		3,676.2	4,078.8	4,092.1
<u>Uses</u>				
Operating Expenditures/Appropriations	Department of Gaming	2,468.2	2,886.0	2,886.0
Administrative Adjustments	Department of Gaming	28.5	0.0	0.0
Risk Management Adjustment	Department of Gaming	0.0	0.0	0.3
Retirement Adjustment	Department of Gaming	0.0	0.0	0.3
Uses Total		2,496.7	2,886.0	2,886.6
Racing Regulation Fund Ending Balance		1,179.5	1,192.8	1,205.5

Fund Number 2557 Address Confidentiality Program Fund

Link To Flow Chart

A.R.S. § 41-169

Revenues in this fund come from a \$50 assessment, which may be added to any penalty assessed to a person convicted of a sexual offense, stalking, or domestic violence. Funds are used to administer the Address Confidentiality Program.

		FY 2016	FY 2017	FY 2018
<u>Sources</u>				
Beginning Balance		217.2	301.9	288.3
Revenues	Department of State - Secretary of State	258.7	258.7	258.7
Sources Total		475.9	560.6	547.0
<u>Uses</u>				
Non-Appropriated Expenditures	Department of State - Secretary of State	174.0	272.3	272.3
Uses Total		174.0	272.3	272.3
Address Confidentiality Program Fund Ending Balance		301.9	288.3	274.7

Fund Balances and Description Table for All Non-General Funds

Fund Number 2558 Unemployment Special Assessment Fund

Link To Flow Chart

Laws 2011, Chapter 218

Established to pay interest owed to the U.S. Department of the Treasury due to borrowing in order for the State to pay unemployment insurance benefits in FY 2010 when the balance was not adequate; therefore, the federal government loaned the State \$243 million in FY 2010 to cover these payments. The fund consists of assessments imposed on taxable wages paid in calendar years 2011 and 2012.

	FY 2016	FY 2017	FY 2018
Sources			
Beginning Balance	0.0	0.0	0.0
Revenues Department of Economic Security	146.0	58.4	32.1
Sources Total	146.0	58.4	32.1
Uses			
Non-Appropriated Expenditures Department of Economic Security	146.0	58.4	32.1
Uses Total	146.0	58.4	32.1
Unemployment Special Assessment Fund Ending Balance	0.0	0.0	0.0

Fund Number 2563 Institutional & Engineering Control Fund

Link To Flow Chart

A.R.S. § 49-159

Revenues in the fund are costs of restoring engineering controls that are recovered, monies paid into the fund, grants, and legislative appropriations. The fund is used to cover costs for implementation of certain soil remediation standards; repair and restoration of Engineering Controls.

	FY 2016	FY 2017	FY 2018
Sources			
Beginning Balance	75.8	81.8	77.9
Revenues Department of Environmental Quality	18.7	20.4	20.4
Sources Total	94.5	102.2	98.3
Uses			
Non-Appropriated Expenditures Department of Environmental Quality	12.7	24.3	24.3
Uses Total	12.7	24.3	24.3
Institutional & Engineering Control Fund Ending Balance	81.8	77.9	74.0

Fund Balances and Description Table for All Non-General Funds

Fund Number 2564 Voluntary Remediation Fund

Link To Flow Chart

A.R.S. § 49-187

Revenues in the fund consist of fees collected as reimbursement of costs to the department for activities allowed; gifts, grants, and legislative appropriations. Monies in the fund are used for the implementation of the Voluntary Remediation Program.

		FY 2016	FY 2017	FY 2018
Sources				
Beginning Balance		392.1	348.4	212.6
Revenues	Department of Environmental Quality	304.8	452.5	452.5
	Sources Total	696.9	800.9	665.1
Uses				
Non-Appropriated Expenditures	Department of Environmental Quality	348.5	588.3	588.3
	Uses Total	348.5	588.3	588.3
	Voluntary Remediation Fund Ending Balance	348.4	212.6	76.8

Fund Number 2566 Automation Projects Fund

Link To Flow Chart

A.R.S. § 41-714

The fund is used to implement, upgrade, and maintain automation and information technology projects for any State agency. Monies in the fund are continuously appropriated.

		FY 2016	FY 2017	FY 2018
Sources				
Beginning Balance		45,827.5	29,985.6	17,921.8
Revenues	Department of Administration	24,775.0	47,774.7	45,823.8
	Sources Total	70,602.5	77,760.3	63,745.6
Uses				
Operating Expenditures/Appropriations	Department of Administration	12,965.0	47,774.7	56,422.8
Administrative Adjustments	Department of Administration	27,651.9	12,063.8	0.0
Retirement Adjustment	Department of Administration	0.0	0.0	0.4
	Uses Total	40,616.9	59,838.5	56,423.2
	Automation Projects Fund Ending Balance	29,985.6	17,921.8	7,322.4

Fund Balances and Description Table for All Non-General Funds

Fund Number 2567 Nursing Facility Provider Assessment Fund

Link To Flow Chart

A.R.S. § 36-2999.53

This non-appropriated fund receives revenue from a nursing facility provider tax. These funds are matched with federal funds and then used make supplemental payments back to the nursing facilities.

		FY 2016	FY 2017	FY 2018
<u>Sources</u>				
Beginning Balance		6,717.0	6,633.1	6,633.1
Revenues	Arizona Health Care Cost Containment System	61,213.9	89,459.8	108,011.5
	Sources Total	67,930.9	96,092.9	114,644.6
<u>Uses</u>				
Non-Appropriated Expenditures	Arizona Health Care Cost Containment System	61,297.8	89,459.8	108,011.5
	Uses Total	61,297.8	89,459.8	108,011.5
	Nursing Facility Provider Assessment Fund Ending Balance	6,633.1	6,633.1	6,633.1

Fund Number 2568 New Charter Application Processing Fund

Link To Flow Chart

A.R.S. § 15-183.01

This fund receives revenue from applications fees assessed for the processing of new charter applications. Revenues are used for contracted services to review and evaluate new applications.

		FY 2016	FY 2017	FY 2018
<u>Sources</u>				
Beginning Balance		46.6	91.3	91.3
Revenues	Board for Charter Schools	91.0	26.0	26.0
	Sources Total	137.6	117.3	117.3
<u>Uses</u>				
Non-Appropriated Expenditures	Board for Charter Schools	46.3	26.0	26.0
	Uses Total	46.3	26.0	26.0
	New Charter Application Processing Fund Ending Balance	91.3	91.3	91.3

Fund Balances and Description Table for All Non-General Funds

Fund Number 2569

State Poet Laureate Fund

[Link To Flow Chart](#)

A.R.S. § 41-988

The State Poet Laureate fund provides monies for the Poet Laureate stipend as well as covering expenses incurred in selecting the Poet Laureate. The fund receives revenues from private donations.

		FY 2016	FY 2017	FY 2018
Sources				
Beginning Balance		5.0	2.5	2.5
Revenues	Commission on the Arts	0.0	2.5	2.5
Sources Total		5.0	5.0	5.0
Uses				
Non-Appropriated Expenditures	Commission on the Arts	2.5	2.5	2.5
Uses Total		2.5	2.5	2.5
State Poet Laureate Fund Ending Balance		2.5	2.5	2.5

Fund Number 2570

Empowerment Scholarship Account Fund

[Link To Flow Chart](#)

A.R.S. § 15-2402

Revenues consist of monies retained by the Department for administration of Empowerment Scholarship Accounts. The Department may retain up to 5 percent of the base support level for each student with an empowerment scholarship account, of which the Department shall transfer 1 percent to the state treasurer for deposit in the State Treasurer Empowerment Scholarship Account Fund.

		FY 2016	FY 2017	FY 2018
Sources				
Beginning Balance		842.7	1,672.5	2,472.0
Revenues	Department of Education	1,245.7	1,600.0	1,600.0
Revenues	Treasurer	79.7	79.4	79.4
Sources Total		2,168.1	3,351.9	4,151.4
Uses				
Operating Expenditures/Appropriations	Department of Education	398.3	797.9	797.9
Operating Expenditures/Appropriations	Treasurer	79.7	79.4	79.4
Non-Appropriated Expenditures	Department of Education	17.6	2.6	2.6
Retirement Adjustment	Department of Education	0.0	0.0	0.1
Uses Total		495.6	879.9	880.0
Empowerment Scholarship Account Fund Ending Balance		1,672.5	2,472.0	3,271.4

Fund Balances and Description Table for All Non-General Funds

Fund Number 2573

Consumer Restitution and Remediation Revolving Fund

[Link To Flow Chart](#)

A.R.S. § 44-1531.02

The Consumer Remediation Subaccount consists of monies collected as a result of a settlement to rectify violations of consumer protection laws, other than monies collected for the benefit of specific, identifiable persons. The Consumer Restitution Subaccount is to be used for monies collected from lawsuits intended to compensate a specific, identifiable person, including the State, for economic loss resulting from violations of consumer protections laws.

		FY 2016	FY 2017	FY 2018
Sources				
Beginning Balance		7,563.8	7,908.9	9,496.2
Revenues	Attorney General - Department of Law	7,487.6	5,287.3	5,287.3
Sources Total		15,051.4	13,196.2	14,783.5
Uses				
Non-Appropriated Expenditures	Attorney General - Department of Law	1,742.5	3,700.0	3,700.0
Legislative Fund Transfers	Attorney General - Department of Law	5,400.0	0.0	0.0
Uses Total		7,142.5	3,700.0	3,700.0
Consumer Restitution and Remediation Revolving Fund Ending Balance		7,908.9	9,496.2	11,083.5

Fund Number 2574

Public Deposit Admin Fund

[Link To Flow Chart](#)

A.R.S. § 35-1212

Revenues consist of fees assessed on eligible public depositories holding uninsured monies and are used to cover the Arizona State Treasurer's costs associated with administering the Pooled Collateral program.

		FY 2016	FY 2017	FY 2018
Sources				
Beginning Balance		0.0	146.1	192.9
Revenues	Treasurer	212.6	150.0	150.0
Sources Total		212.6	296.1	342.9
Uses				
Non-Appropriated Expenditures	Treasurer	66.5	103.2	103.2
Uses Total		66.5	103.2	103.2
Public Deposit Admin Fund Ending Balance		146.1	192.9	239.7

Fund Balances and Description Table for All Non-General Funds

Fund Number 2575

Performance Incentive Fund

[Link To Flow Chart](#)

A.R.S. § 15-917

Revenue from Legislative appropriation to be distributed to school districts and charter schools based on achievement and improvement on the statewide assessment.

		FY 2016	FY 2017	FY 2018
Sources				
Beginning Balance		6,053.4	0.0	0.0
	Sources Total	6,053.4	0.0	0.0
Uses				
Legislative Fund Transfers	Department of Education	6,053.4	0.0	0.0
	Uses Total	6,053.4	0.0	0.0
Performance Incentive Fund Ending Balance		0.0	0.0	0.0

Fund Number 2576

Hospital Assessment Fund

[Link To Flow Chart](#)

A.R.S. § 36-2901.09

The revenues in this fund are from an assessment on hospitals. The funds are used to pay the state match for the AHCCCS Proposition 204 and Medicaid restoration population.

		FY 2016	FY 2017	FY 2018
Sources				
Beginning Balance		9,850.7	15,830.9	7,915.4
Revenues	Arizona Health Care Cost Containment System	250,192.6	244,413.6	273,736.1
	Sources Total	260,043.3	260,244.5	281,651.5
Uses				
Administrative Adjustments	Arizona Health Care Cost Containment System	20,014.8	0.0	0.0
Non-Appropriated Expenditures	Arizona Health Care Cost Containment System	224,197.6	252,329.1	275,305.5
	Uses Total	244,212.4	252,329.1	275,305.5
Hospital Assessment Fund Ending Balance		15,830.9	7,915.4	6,346.0

Fund Balances and Description Table for All Non-General Funds

Fund Number 2578 Trampoline Court Safety Fund

Link To Flow Chart

A.R.S. § 41-2170.22

Sources of revenue include fees charged for initial registration and renewal of registration of trampoline courts. Monies are used to maintain a registry of all trampoline courts, to obtain evidence of lawful insurance coverage and annual inspections from each trampoline court owner or operator, and to maintain as public record proof of insurance and inspection as well as service calls to emergency responders.

		FY 2016	FY 2017	FY 2018
Sources				
Beginning Balance		2.3	0.0	0.0
Revenues	Department of Fire, Building and Life Safety	1.1	0.0	0.0
	Sources Total	3.4	0.0	0.0
Uses				
Transfer Due to Fund Balance Cap	Department of Fire, Building and Life Safety	3.4	0.0	0.0
	Uses Total	3.4	0.0	0.0
	Trampoline Court Safety Fund Ending Balance	0.0	0.0	0.0

Fund Number 2579 Technology Based Language Development Fund

Link To Flow Chart

A.R.S. § 15-217

Revenues from Legislative appropriation and a one-time fund transfer from the Commission for Postsecondary Education to develop a pilot program focused on promoting English Language development and literacy for public school pupils in grades K-6.

		FY 2016	FY 2017	FY 2018
Sources				
Beginning Balance		546.8	546.8	0.0
	Sources Total	546.8	546.8	0.0
Uses				
Non-Appropriated Expenditures	Department of Education	0.0	546.8	0.0
	Uses Total	0.0	546.8	0.0
	Technology Based Language Development Fund Ending Balance	546.8	0.0	0.0

Fund Balances and Description Table for All Non-General Funds

Fund Number 2580 Professional Development Fund

Link To Flow Chart

A.R.S. § 15-237.01

The department of education professional development revolving fund is established as a separate account on the books of the department for use for expenses incurred for producing and delivering professional development courses and content.

		FY 2016	FY 2017	FY 2018
Sources				
Beginning Balance		600.0	724.0	724.0
Revenues	Department of Education	400.3	2,700.0	2,700.0
Sources Total		1,000.3	3,424.0	3,424.0
Uses				
Operating Expenditures/Appropriations	Department of Education	276.3	2,700.0	2,700.0
Uses Total		276.3	2,700.0	2,700.0
Professional Development Fund Ending Balance		724.0	724.0	724.0

Fund Number 2583 Athletic Training Fund

Link To Flow Chart

A.R.S. § 32-4105

Fund revenues are from fees, fines, and other revenues collected by the Board of Athletic Training, and are used to license and regulate athletic trainers.

		FY 2016	FY 2017	FY 2018
Sources				
Beginning Balance		141.0	174.0	192.9
Revenues	Board of Athletic Training	140.7	138.0	138.0
Sources Total		281.7	312.0	330.9
Uses				
Operating Expenditures/Appropriations	Board of Athletic Training	107.7	119.1	159.1
Uses Total		107.7	119.1	159.1
Athletic Training Fund Ending Balance		174.0	192.9	171.8

Fund Balances and Description Table for All Non-General Funds

Fund Number 2595 **Tribal College Dual Enrollment Program**

Link To Flow Chart

A.R.S. 15-244.01

Consists of 15% of unclaimed lottery prize money up to \$250,000 per fiscal year, other monies appropriated by the legislature, and gifts, grants, devises, and other contributions that are used to compensate tribal colleges for tuition and fees that are waived to allow high school students to attend classes at tribal college campuses, including classes that are provided electronically.

		FY 2016	FY 2017	FY 2018
Sources				
Beginning Balance		0.0	160.7	160.7
Revenues	Department of Education	160.7	250.0	250.0
	Sources Total	160.7	410.7	410.7
Uses				
Operating Expenditures/Appropriations	Department of Education	0.0	250.0	250.0
	Uses Total	0.0	250.0	250.0
	Tribal College Dual Enrollment Program Ending Balance	160.7	160.7	160.7

Fund Number 2599 **Transparency Website Fund**

Link To Flow Chart

A.R.S § 35-142 E

Revenues into the fund consist of charges to local governments that utilize the State's transparency website. Uses consist of costs to maintain the transparency website for public use.

		FY 2016	FY 2017	FY 2018
Sources				
Beginning Balance		108.7	57.9	91.9
Revenues	Department of Administration	34.0	34.0	34.0
	Sources Total	142.7	91.9	125.9
Uses				
Non-Appropriated Expenditures	Department of Administration	84.8	0.0	0.0
	Uses Total	84.8	0.0	0.0
	Transparency Website Fund Ending Balance	57.9	91.9	125.9

Fund Balances and Description Table for All Non-General Funds

Fund Number 2600 Payment Card Clearing Fund

Link To Flow Chart

A.R.S. § 35-142

Funding source is from various fees charged to the public for licensing and other activities. The fund is set up as a pass through of deposits coming in to the Treasurer's Office from fees paid by payment cards.

	FY 2016	FY 2017	FY 2018
Sources			
Beginning Balance	416.7	1,038.7	0.0
Revenues Corporation Commission	622.0	(1,038.7)	0.0
Sources Total	1,038.7	0.0	0.0
Uses			
Uses Total	0.0	0.0	0.0
Payment Card Clearing Fund Ending Balance	1,038.7	0.0	0.0

Fund Number 2600ADA Payment Card Clearing Fund

Link To Flow Chart

A.R.S. § 35-142

Funding source is from various fees charged to the public for licensing and other activities. The fund is set up as a pass through of deposits coming in to the Treasurer's Office from fees paid by payment cards.

	FY 2016	FY 2017	FY 2018
Sources			
Beginning Balance	0.2	0.4	0.0
Revenues Department of Administration	0.2	(0.4)	0.0
Sources Total	0.4	0.0	0.0
Uses			
Uses Total	0.0	0.0	0.0
Payment Card Clearing Fund Ending Balance	0.4	0.0	0.0

Fund Balances and Description Table for All Non-General Funds

Fund Number 2600BNA Payment Card Clearing Fund

Link To Flow Chart

A.R.S. § 32-1611.C

Revenue is from various fees charged to the RN/LPNs and CNAs for licensing. The fund is set up as a pass through of deposits coming into the Treasurer's Office from fees paid by payment cards. From this fund, all revenue is posted to the Nursing Board Fund and the General Fund.

		FY 2016	FY 2017	FY 2018
Sources				
Beginning Balance		0.0	0.0	0.0
Revenues	Board of Nursing	123.6	77.8	77.8
	Sources Total	123.6	77.8	77.8
Uses				
Capital Expenditures/Appropriations	Board of Nursing	123.6	77.8	77.8
	Uses Total	123.6	77.8	77.8
	Payment Card Clearing Fund Ending Balance	0.0	0.0	0.0

Fund Number 2600HSA Payment Card Clearing Fund

Link To Flow Chart

A.R.S. § 35-142

Funding is from various fees charged to the public for licensing and other activities. The fund is set up as a pass through of deposits coming in to the Treasurer's Office from fees paid by payment cards.

		FY 2016	FY 2017	FY 2018
Sources				
Beginning Balance		0.0	1.8	3.7
Revenues	Department of Health Services	1.8	1.9	1.9
	Sources Total	1.8	3.7	5.6
Uses				
	Uses Total	0.0	0.0	0.0
	Payment Card Clearing Fund Ending Balance	1.8	3.7	5.6

Fund Balances and Description Table for All Non-General Funds

Fund Number 2600ICA Payment Card Clearing Fund

Link To Flow Chart

A.R.S. §35-142.E

Funding source is from various fees charged to the public for licensing and other activities. The fund is set up as a pass through of deposits coming in to the Treasurer's Office from fees paid by payment cards.

	FY 2016	FY 2017	FY 2018
Sources			
Beginning Balance	0.1	0.0	0.0
Revenues	0.1	0.0	0.0
Sources Total	0.2	0.0	0.0
Uses			
Non-Appropriated Expenditures Industrial Commission of Arizona	0.2	0.0	0.0
Uses Total	0.2	0.0	0.0
Payment Card Clearing Fund Ending Balance	0.0	0.0	0.0

Fund Number 2600WCA Payment Card Clearing Fund

Link To Flow Chart

A.R.S. § 35-142

Funding source is from various fees charged to the public for licensing and other activities. The fund is set up as a pass through of deposits coming in to the Treasurer's Office from fees paid by payment cards.

	FY 2016	FY 2017	FY 2018
Sources			
Beginning Balance	0.0	0.0	0.0
Revenues	0.0	0.0	0.0
Sources Total	0.0	0.0	0.0
Uses			
Uses Total	0.0	0.0	0.0
Payment Card Clearing Fund Ending Balance	0.0	0.0	0.0

Fund Balances and Description Table for All Non-General Funds

Fund Number 2601

Credit Card Incentives and Rebate Clearing Fund

[Link To Flow Chart](#)

A.R.S. § 35-142E

This fund is from monies refunded back to State agencies for their usage of the US Bank Card. Refunds are less a 20% deduction for the federal government.

		FY 2016	FY 2017	FY 2018
Sources				
Beginning Balance		305.4	419.3	419.3
Revenues	Department of Administration	159.3	0.0	0.0
Sources Total		464.7	419.3	419.3
Uses				
Non-Appropriated Expenditures	Department of Administration	45.4	0.0	0.0
Uses Total		45.4	0.0	0.0
Credit Card Incentives and Rebate Clearing Fund Ending Balance		419.3	419.3	419.3

Fund Number 2602

Emergency Management Assistance Compact Revolving Fund

[Link To Flow Chart](#)

A.R.S. § 26-403

Revenues consist of appropriated funds and reimbursements for expenses incurred by the State while rendering aid under the emergency management assistance compact. The fund is used for costs incurred by the State while assisting other states with emergencies or natural disasters.

		FY 2016	FY 2017	FY 2018
Sources				
Beginning Balance		300.0	300.0	300.0
Sources Total		300.0	300.0	300.0
Uses				
Uses Total		0.0	0.0	0.0
Emergency Management Assistance Compact Revolving Fund Ending Balance		300.0	300.0	300.0

Fund Balances and Description Table for All Non-General Funds

Fund Number 2650

Statewide Special Plates Fund

Link To Flow Chart

A.R.S. § 35-131 H

This fund receives monies from the sale of special license plates. Revenues are used for the purposes detailed in the establishing statutes of each individual special license plate.

		<u>FY 2016</u>	<u>FY 2017</u>	<u>FY 2018</u>
Sources				
Beginning Balance		1,136.0	1,263.9	936.5
Revenues	Department of Education	132.2	134.0	134.0
Revenues	Department of Transportation	2,079.9	2,357.3	2,652.8
Revenues	Arizona Historical Society	170.3	0.0	0.0
Sources Total		3,518.4	3,755.2	3,723.3
Uses				
Non-Appropriated Expenditures	Department of Transportation	2,032.7	2,381.0	2,381.0
Non-Appropriated Expenditures	Department of Education	132.2	132.2	132.2
Non-Appropriated Expenditures	Arizona Historical Society	89.6	0.0	0.0
Legislative Fund Transfers	Arizona Historical Society	0.0	305.5	0.0
Uses Total		2,254.5	2,818.7	2,513.2
Statewide Special Plates Fund Ending Balance		1,263.9	936.5	1,210.1

Fund Number 2657

Interagency Service Agreements

Link To Flow Chart

A.R.S. §35-142 €

Monies in this fund are for legal services relating to interagency service agreements with state agencies and political subdivisions. Expenditures are for the costs associated with legal representation relating to the interagency service agreements.

		<u>FY 2016</u>	<u>FY 2017</u>	<u>FY 2018</u>
Sources				
Beginning Balance		1,116.6	1,646.2	0.0
Revenues	Attorney General - Department of Law	14,812.3	13,862.3	16,308.5
Sources Total		15,928.9	15,508.5	16,308.5
Uses				
Operating Expenditures/Appropriations	Attorney General - Department of Law	14,194.6	15,508.5	15,508.5
Administrative Adjustments	Attorney General - Department of Law	88.1	0.0	0.0
Retirement Adjustment	Attorney General - Department of Law	0.0	0.0	(0.2)
Uses Total		14,282.7	15,508.5	15,508.3
Interagency Service Agreements Ending Balance		1,646.2	0.0	800.2

Fund Balances and Description Table for All Non-General Funds

Fund Number 2900 **Permanent AZ Historical Soc Revolving Fund**

Link To Flow Chart

A.R.S. § 41-826

The fund consists of all monies received by the society from the operation of gift shops, book shops, food service facilities, and charges for the use of or admission into any of the society's facilities. Facility rental funds are used for staffing, repairs and maintenance for the Museums.

	FY 2016	FY 2017	FY 2018
Sources			
Beginning Balance	214.3	214.3	108.2
Revenues Arizona Historical Society	571.6	570.6	607.9
Sources Total	785.9	784.9	716.1
Uses			
Non-Appropriated Expenditures Arizona Historical Society	571.6	606.3	609.1
Legislative Fund Transfers Arizona Historical Society	0.0	70.4	0.0
Risk Management Adjustment Arizona Historical Society	0.0	0.0	75.3
Uses Total	571.6	676.7	684.4
Permanent AZ Historical Soc Revolving Fund Ending Balance	214.3	108.2	31.7

Fund Number 2950 **Stimulus Statewide Admin Fund**

Link To Flow Chart

U. S. Office of Management and Budget Circular

Monies received from other state agencies eligible for federal recovery act awards are used for accounting and reporting as prescribed by federal requirements.

	FY 2016	FY 2017	FY 2018
Sources			
Beginning Balance	587.0	571.5	571.5
Sources Total	587.0	571.5	571.5
Uses			
Non-Appropriated Expenditures Department of Administration	15.5	0.0	0.0
Uses Total	15.5	0.0	0.0
Stimulus Statewide Admin Fund Ending Balance	571.5	571.5	571.5

Fund Balances and Description Table for All Non-General Funds

Fund Number 2999ADA Federal Economic Recovery Fund

Link To Flow Chart

A.R.S. § 35-142

Funds received from the American Recovery and Reinvestment Act of 2009 (ARRA) are used in accordance with the guidelines established by the federal government.

	FY 2016	FY 2017	FY 2018
Sources			
Beginning Balance	1,099.4	0.0	0.0
Revenues	14.6	0.0	0.0
Sources Total	1,114.0	0.0	0.0
Uses			
Non-Appropriated Expenditures Department of Administration	1,114.0	0.0	0.0
Uses Total	1,114.0	0.0	0.0
Federal Economic Recovery Fund Ending Balance	0.0	0.0	0.0

Fund Number 2999HDA Federal Economic Recovery Fund

Link To Flow Chart

A.R.S. § 35-142

Funds received from the American Recovery and Reinvestment Act of 2009 (ARRA) are used in accordance with the guidelines established by the federal government.

	FY 2016	FY 2017	FY 2018
Sources			
Beginning Balance	357.8	476.9	476.9
Revenues	119.1	0.0	0.0
Sources Total	476.9	476.9	476.9
Uses			
Non-Appropriated Expenditures Department of Housing	0.0	0.0	476.9
Uses Total	0.0	0.0	476.9
Federal Economic Recovery Fund Ending Balance	476.9	476.9	0.0

Fund Balances and Description Table for All Non-General Funds

Fund Number 3005

Application Fees Fund

Link To Flow Chart

A.R.S. § 35-142

Revenues to the fund consist of tax credit processing fees equal to 1% of the tax credits being refunded and are used for administrative costs of the Authority's tax credit programs.

		<u>FY 2016</u>	<u>FY 2017</u>	<u>FY 2018</u>
Sources				
Beginning Balance		624.7	1,045.3	485.4
Revenues	Commerce Authority	420.6	179.0	80.0
	Sources Total	1,045.3	1,224.3	565.4
Uses				
Non-Appropriated Expenditures	Commerce Authority	0.0	738.9	564.9
	Uses Total	0.0	738.9	564.9
	Application Fees Fund Ending Balance	1,045.3	485.4	0.5

Fund Number 3006

Specific Site Judgement Fund

Link To Flow Chart

A.R.S. § 49-104

Monies in the fund consist of various legal judgments and court settlement agreements. The fund is used to implement the directives established in these legal judgments and court settlement agreements.

		<u>FY 2016</u>	<u>FY 2017</u>	<u>FY 2018</u>
Sources				
Beginning Balance		683.3	684.6	685.9
Revenues	Department of Environmental Quality	1.3	1.3	1.3
	Sources Total	684.6	685.9	687.2
Uses				
	Uses Total	0.0	0.0	0.0
	Specific Site Judgement Fund Ending Balance	684.6	685.9	687.2

Fund Balances and Description Table for All Non-General Funds

Fund Number 3007 Local Cost Sharing Fund

Link To Flow Chart

A.R.S. § 41-2833

Revenue collected from counties is used to support costs of youths at DJC.

		FY 2016	FY 2017	FY 2018
Sources				
Beginning Balance		0.0	0.0	0.0
Revenues	Department of Juvenile Corrections	12,000.0	11,260.0	11,260.0
	Sources Total	12,000.0	11,260.0	11,260.0
Uses				
Operating Expenditures/Appropriations	Department of Juvenile Corrections	12,000.0	11,260.0	11,260.0
Risk Management Adjustment	Department of Juvenile Corrections	0.0	0.0	2.9
	Uses Total	12,000.0	11,260.0	11,262.9
	Local Cost Sharing Fund Ending Balance	0.0	0.0	(2.9)

Fund Number 3008 Liquor License Special Collections Fund

Link To Flow Chart

A.R.S. § 4-209 (J)

Monies for the fund come from the surcharge fees paid through license renewal fees. The fees are used to fund auditors and investigators.

		FY 2016	FY 2017	FY 2018
Sources				
Beginning Balance		1,185.6	1,059.2	1,088.0
Revenues	Department of Liquor Licenses and Control	954.8	963.0	963.0
	Sources Total	2,140.4	2,022.2	2,051.0
Uses				
Non-Appropriated Expenditures	Department of Liquor Licenses and Control	1,081.2	934.2	934.2
Retirement Adjustment	Department of Liquor Licenses and Control	0.0	0.0	77.9
	Uses Total	1,081.2	934.2	1,012.1
	Liquor License Special Collections Fund Ending Balance	1,059.2	1,088.0	1,038.9

Fund Balances and Description Table for All Non-General Funds

Fund Number 3010

DHS Donations Fund

Link To Flow Chart

A.R.S. § 36-132

Revenues include donations for various health-related purposes. The funds are used for specific DHS programs and purposes as designated by donors.

		FY 2016	FY 2017	FY 2018
Sources				
Beginning Balance		1,109.7	1,143.0	1,259.9
Revenues	Department of Health Services	355.9	356.0	356.0
Sources Total		1,465.6	1,499.0	1,615.9
Uses				
Non-Appropriated Expenditures	Department of Health Services	322.6	239.1	239.1
Uses Total		322.6	239.1	239.1
DHS Donations Fund Ending Balance		1,143.0	1,259.9	1,376.8

Fund Number 3011AHA Agriculture Designated/Donations Fund

Link To Flow Chart

A.R.S. § 35-142

The fund was established to provide a separate accounting, by cost center, for various non-federal fee, grant, or contribution supported programs. These include fees for services of the State Agricultural Laboratory, fees for phytosanitary certifications, interstate agreements for port of entry operations, interagency agreements and 5% of Beef Council surcharges.

		FY 2016	FY 2017	FY 2018
Sources				
Beginning Balance		738.6	709.3	540.3
Revenues	Department of Agriculture	543.6	571.0	571.0
Sources Total		1,282.2	1,280.3	1,111.3
Uses				
Non-Appropriated Expenditures	Department of Agriculture	572.9	740.0	740.0
Retirement Adjustment	Department of Agriculture	0.0	0.0	0.1
Uses Total		572.9	740.0	740.1
Agriculture Designated/Donations Fund Ending Balance		709.3	540.3	371.2

Fund Balances and Description Table for All Non-General Funds

Fund Number 3013 County Public Defender Training Fund

Link To Flow Chart

A.R.S. § 12-117

Revenue for the fund consists of \$2 of the \$20 Time Payment Fee. Funds are allocated to each county Public Defender Office exclusively for training.

	FY 2016	FY 2017	FY 2018
Sources			
Beginning Balance	4.3	175.1	87.6
Revenues Judiciary	762.2	617.1	617.1
Sources Total	766.5	792.2	704.7
Uses			
Non-Appropriated Expenditures Judiciary	591.4	704.6	704.6
Uses Total	591.4	704.6	704.6
County Public Defender Training Fund Ending Balance	175.1	87.6	0.1

Fund Number 3015 Special Employee Health Fund

Link To Flow Chart

A.R.S. § 38-654

Revenues collected through health and dental insurance premiums are used to pay medical claims, dental insurance premiums, and the administrative and operating costs of the Benefits Office.

	FY 2016	FY 2017	FY 2018
Sources			
Beginning Balance	339,800.8	314,580.5	142,673.2
Revenues Department of Administration	837,869.1	806,924.1	879,592.8
Sources Total	1,177,669.9	1,121,504.6	1,022,266.0
Uses			
Operating Expenditures/Appropriations Department of Administration	4,934.1	5,256.1	5,256.1
Administrative Adjustments Department of Administration	88.8	0.0	0.0
Non-Appropriated Expenditures Department of Administration	847,832.1	894,675.3	927,150.0
Legislative Fund Transfers Department of Administration	10,234.4	78,900.0	0.0
Risk Management Adjustment Department of Administration	0.0	0.0	(3.8)
Retirement Adjustment Department of Administration	0.0	0.0	0.4
Uses Total	863,089.4	978,831.4	932,402.7
Special Employee Health Fund Ending Balance	314,580.5	142,673.2	89,863.3

Fund Balances and Description Table for All Non-General Funds

Fund Number 3017 Environmental Lab License Revolving Fund

Link To Flow Chart

A.R.S. § 36-495

This fund provides for the costs associated with the licensure of Environmental Laboratories by the Department of Health Services. Revenues are provided by fees collected for environmental lab licensure, fees derived from the Department-sponsored workshops, and monies from gifts, grants, and donations.

		FY 2016	FY 2017	FY 2018
Sources				
Beginning Balance		676.8	660.4	502.0
Revenues	Department of Health Services	765.7	765.8	765.8
Sources Total		1,442.5	1,426.2	1,267.8
Uses				
Operating Expenditures/Appropriations	Department of Health Services	695.9	924.2	924.2
Administrative Adjustments	Department of Health Services	86.3	0.0	0.0
Retirement Adjustment	Department of Health Services	0.0	0.0	0.1
Uses Total		782.2	924.2	924.3
Environmental Lab License Revolving Fund Ending Balance		660.4	502.0	343.5

Fund Number 3023 Receivership Revolving Fund

Link To Flow Chart

A.R.S. § 6-135.01

Revenues include monies awarded and received as fees and costs in receiverships in which the superintendent was the receiver and monies received from the banking department revolving fund. Monies in the fund may be used to pay any costs incurred by the Department arising out of the administration of a receivership in which the superintendent is the receiver.

		FY 2016	FY 2017	FY 2018
Sources				
Beginning Balance		1,426.2	2,033.5	2,527.4
Revenues	Department of Financial Institutions	915.1	1,032.4	0.2
Sources Total		2,341.3	3,065.9	2,527.6
Uses				
Non-Appropriated Expenditures	Department of Financial Institutions	307.8	538.5	230.5
Uses Total		307.8	538.5	230.5
Receivership Revolving Fund Ending Balance		2,033.5	2,527.4	2,297.1

Fund Balances and Description Table for All Non-General Funds

Fund Number 3024 Department of Juvenile Corrections Fund

Link To Flow Chart

A.R.S. § 42-2810

Revenues consist of donations by individuals and businesses, proceeds from vending machines, and fund-raising efforts. Revenues in the fund are used for additional supplies and department conferences, for purposes agreed upon by donors and the agency Director, or for special student activities.

		FY 2016	FY 2017	FY 2018
Sources				
Beginning Balance		73.4	78.2	105.5
Revenues	Department of Juvenile Corrections	68.5	68.1	68.1
	Sources Total	141.9	146.3	173.6
Uses				
Non-Appropriated Expenditures	Department of Juvenile Corrections	63.7	40.8	40.8
	Uses Total	63.7	40.8	40.8
	Department of Juvenile Corrections Fund Ending Balance	78.2	105.5	132.8

Fund Number 3027 Student Tuition Recovery Fund

Link To Flow Chart

A.R.S. § 32-3072

Revenues are from school assessments of tuition of newly enrolled students up to a maximum of \$10 per assessed student. Regionally accredited private postsecondary institutions, such as the University of Phoenix and Grand Canyon University, are exempt from assessments. The Board levies an assessment only when the fund's balance falls below \$500,000. The fund is used to compensate students who suffer financial damages as a result of an institution ceasing operations.

		FY 2016	FY 2017	FY 2018
Sources				
Beginning Balance		445.3	798.6	541.1
Revenues	Board for Private Postsecondary Education	624.4	19.5	128.5
	Sources Total	1,069.7	818.1	669.6
Uses				
Non-Appropriated Expenditures	Board for Private Postsecondary Education	271.1	277.0	277.0
	Uses Total	271.1	277.0	277.0
	Student Tuition Recovery Fund Ending Balance	798.6	541.1	392.6

Fund Balances and Description Table for All Non-General Funds

Fund Number 3029

State Charitable, Penal and Reformatory Land Fund

Link To Flow Chart

A.R.S. § 37-575

Consists of 25% of land earnings and interest from the State Charitable, Penal, and Reformatory Institutions Land Fund. The funds are used for the support of the state juvenile institutions and reformatories. Since this fund derives revenues from the interest on land sales, and the principal amount on this land can be paid off by the buyer at any time, revenues to this fund are inherently volatile and difficult to predict.

		FY 2016	FY 2017	FY 2018
Sources				
Beginning Balance		1,919.1	2,408.2	3,041.8
Revenues	Department of Juvenile Corrections	2,462.0	2,633.7	2,775.4
	Sources Total	4,381.1	5,041.9	5,817.2
Uses				
Operating Expenditures/Appropriations	Department of Juvenile Corrections	1,972.9	2,000.1	2,000.1
Retirement Adjustment	Department of Juvenile Corrections	0.0	0.0	1,007.6
	Uses Total	1,972.9	2,000.1	3,007.7
State Charitable, Penal and Reformatory Land Fund Ending Balance		2,408.2	3,041.8	2,809.5

Fund Number 3030

Geological Survey Fund

Link To Flow Chart

A.R.S. § 27-107

Revenues consist of fees from publications; gifts, bequests, or legacies for use pursuant to the direction of the donor or in absence of express direction for the best interests of the State; and monies arising from grants, contracts, contributions, gratuities, or reimbursements payable or distributable to Arizona from other governmental entities. The funds are used to investigate, describe, and interpret Arizona's geologic setting.

		FY 2016	FY 2017	FY 2018
Sources				
Beginning Balance		189.0	0.0	0.0
Revenues	Geological Survey	547.3	0.0	0.0
	Sources Total	736.3	0.0	0.0
Uses				
Non-Appropriated Expenditures	Geological Survey	642.3	0.0	0.0
Transfer Due to Fund Balance	Geological Survey	94.0	0.0	0.0
Cap				
	Uses Total	736.3	0.0	0.0
Geological Survey Fund Ending Balance		0.0	0.0	0.0

Fund Balances and Description Table for All Non-General Funds

Fund Number 3030UAA Geological Survey Fund

Link To Flow Chart

A.R.S. § 27-107

Monies in this fund were transferred from the Geological Survey in FY 2017 as stated in the 2016 Agency Consolidation BRB. Revenues include transfers, centennial plate sales, and grant monies. This fund is used to carry out the statutory responsibilities of the Arizona Geological Survey and for the maintenance operations of the Mining, Mineral, and Natural Resources Education Museum.

		FY 2016	FY 2017	FY 2018
Sources				
Beginning Balance		0.0	0.0	792.5
Revenues	University of Arizona - Main Campus	0.0	3,916.6	1,770.6
	Sources Total	0.0	3,916.6	2,563.1
Uses				
Non-Appropriated Expenditures	University of Arizona - Main Campus	0.0	3,124.1	2,260.1
	Uses Total	0.0	3,124.1	2,260.1
	Geological Survey Fund Ending Balance	0.0	792.5	303.0

Fund Number 3031 Emergency Response Fund

Link To Flow Chart

A.R.S. § 26-343

Revenues consist of fees assessed by the Arizona Department of Environmental Quality related to hazardous waste management. Funds are used to staff local emergency planning committees and to equip local fire departments, fire districts, and public safety agencies for the development of hazardous materials emergency response teams.

		FY 2016	FY 2017	FY 2018
Sources				
Beginning Balance		168.3	521.6	636.9
Revenues	Department of Environmental Quality	396.4	267.2	269.1
	Sources Total	564.7	788.8	906.0
Uses				
Operating Expenditures/Appropriations	Department of Environmental Quality	43.1	132.8	132.8
Administrative Adjustments	Department of Environmental Quality	0.0	19.1	0.0
	Uses Total	43.1	151.9	132.8
	Emergency Response Fund Ending Balance	521.6	636.9	773.2

Fund Balances and Description Table for All Non-General Funds

Fund Number 3034 Budget Stabilization Fund

Link To Flow Chart

A.R.S. § 35-144

Monies consist of appropriations from the state General Fund during healthy economic times and are used to offset General Fund shortfalls during slower economic times.

		FY 2016	FY 2017	FY 2018
Sources				
Beginning Balance		457,348.7	460,560.9	463,060.9
Revenues	Department of Economic Security	35,000.0	0.0	0.0
Revenues	Treasurer	3,800.0	4,000.0	4,200.0
	Sources Total	496,148.7	464,560.9	467,260.9
Uses				
Operating Expenditures/Appropriations	Treasurer	587.8	0.0	0.0
Legislative Fund Transfers	Department of Economic Security	35,000.0	0.0	0.0
Legislative Fund Transfers	Treasurer	0.0	1,500.0	0.0
	Uses Total	35,587.8	1,500.0	0.0
	Budget Stabilization Fund Ending Balance	460,560.9	463,060.9	467,260.9

Fund Number 3035 E.R.E. / Benefits Administration Fund

Link To Flow Chart

A.R.S. § 35-142(E)

These funds are used to pay non-health insurance premiums and to administer state employee benefit plans. Revenues come from state employee and employer premium contributions for various types of insurance.

		FY 2016	FY 2017	FY 2018
Sources				
Beginning Balance		3,698.7	3,952.4	3,952.4
Revenues	Department of Administration	35,031.4	34,830.0	34,830.0
	Sources Total	38,730.1	38,782.4	38,782.4
Uses				
Non-Appropriated Expenditures	Department of Administration	34,777.7	34,830.0	34,830.0
	Uses Total	34,777.7	34,830.0	34,830.0
	E.R.E. / Benefits Administration Fund Ending Balance	3,952.4	3,952.4	3,952.4

Fund Balances and Description Table for All Non-General Funds

Fund Number 3036

Child Fatality Review Fund

[Link To Flow Chart](#)

A.R.S. § 36-3504

Funds are used to staff the State Child Fatality Review Team and to train and support local child fatality review teams. Funds are provided by a \$1 surcharge on fees collected on all certified copies of death certificates, up to \$100,000. Any revenue collected in excess of \$100,000 is transferred from the fund to the Child Abuse Prevention Fund in the Department of Child Safety.

		FY 2016	FY 2017	FY 2018
Sources				
Beginning Balance		1,067.7	210.5	215.8
Revenues	Department of Health Services	(762.3)	240.0	240.0
Sources Total		305.4	450.5	455.8
Uses				
Operating Expenditures/Appropriations	Department of Health Services	94.9	94.7	94.7
Administrative Adjustments	Department of Health Services	0.0	0.0	0.0
Transfer Due to Fund Balance Cap	Department of Health Services	0.0	140.0	140.0
Uses Total		94.9	234.7	234.7
Child Fatality Review Fund Ending Balance		210.5	215.8	221.1

Fund Number 3038

Oral Health Fund

[Link To Flow Chart](#)

A.R.S. § 36-138

Consists of monies received from Arizona Health Care Cost Containment System (AHCCCS) contractors for dental services and used to provide dental health care services and aid through local programs focusing on dental public health.

		FY 2016	FY 2017	FY 2018
Sources				
Beginning Balance		822.6	987.3	1,070.8
Revenues	Department of Health Services	320.5	320.5	320.5
Sources Total		1,143.1	1,307.8	1,391.3
Uses				
Non-Appropriated Expenditures	Department of Health Services	155.8	237.0	237.0
Uses Total		155.8	237.0	237.0
Oral Health Fund Ending Balance		987.3	1,070.8	1,154.3

Fund Balances and Description Table for All Non-General Funds

Fund Number 3039

Vital Records Electronic Systems Fund

Link To Flow Chart

A.R.S. § 36-341

The purpose of this fund is to maintain the vital records automated system. Funds are provided by 40% of the fees collected for searches, copies of records, applications to file delayed records, requests for supplementary birth certificates, following adoption, legitimation, paternity determination, surgical alterations, and chromosomal counts, or amendments to existing records.

		FY 2016	FY 2017	FY 2018
Sources				
Beginning Balance		1,653.2	2,697.3	1,059.2
Revenues	Department of Health Services	2,201.5	1,981.4	1,783.2
Sources Total		3,854.7	4,678.7	2,842.4
Uses				
Operating Expenditures/Appropriations	Department of Health Services	1,113.0	3,619.5	3,619.5
Administrative Adjustments	Department of Health Services	44.4	0.0	0.0
Retirement Adjustment	Department of Health Services	0.0	0.0	0.1
Uses Total		1,157.4	3,619.5	3,619.6
Vital Records Electronic Systems Fund Ending Balance		2,697.3	1,059.2	(777.2)

Note: Prior to calendar year 2016, DHS issued copies of vital records directly to the public, charging \$20 per copy and depositing this fee into the fund. Now counties issue copies of vital records to the public, charging \$20 and keeping \$15 per copy, leaving DHS with the remaining \$5 per copy. This loss of fee revenue will result in a negative balance in FY 2018 as the appropriation is now higher than forecasted revenues. The Executive does not recommend reducing the appropriation as DHS is exploring the ability to issue copies of vital records online and again charge \$20 per copy for FY 2019.

Fund Balances and Description Table for All Non-General Funds

Fund Number 3042 University Capital Improvement Lease-to-Own and Bond Fund

Link To Flow Chart

A.R.S. 15-1682.03

Revenues consist of monies provided to the Board of Regents, Lottery distributions, and monies appropriated by the Legislature and are used for to pay for lease-to-own bond agreements entered into by the Board for the purposes of building renewal projects and new facilities at Arizona's universities.

	FY 2016	FY 2017	FY 2018
Sources			
Beginning Balance	0.0	38,668.0	0.0
Revenues Board of Regents	114,013.4	89,826.7	89,826.7
Sources Total	114,013.4	128,494.7	89,826.7
Uses			
Non-Appropriated Expenditures Board of Regents	75,345.4	128,494.7	89,826.7
Uses Total	75,345.4	128,494.7	89,826.7
University Capital Improvement Lease-to-Own and Bond Fund Ending Balance	38,668.0	0.0	0.0

Fund Number 3043 Arizona Arts Trust Fund

Link To Flow Chart

A.R.S. § 41-983.01

Revenues come from a portion of the filing fee for each annual report filed with the Arizona Corporation Commission. Funds are used to award grants to organizations and individual artists with the purpose of advancing and fostering the arts in Arizona.

	FY 2016	FY 2017	FY 2018
Sources			
Beginning Balance	117.7	132.8	109.2
Revenues Corporation Commission	50.1	49.9	49.9
Revenues Commission on the Arts	1,416.8	2,850.0	3,350.0
Sources Total	1,584.6	3,032.7	3,509.1
Uses			
Operating Corporation Commission Expenditures/Appropriations	49.6	49.9	49.9
Operating Commission on the Arts Expenditures/Appropriations	0.0	1,500.0	0.0
Non-Appropriated Expenditures Commission on the Arts	1,402.2	1,373.6	1,373.6
Uses Total	1,451.8	2,923.5	1,423.5
Arizona Arts Trust Fund Ending Balance	132.8	109.2	2,085.6

Fund Balances and Description Table for All Non-General Funds

Fund Number 3066

Anti-Racketeering Revolving Fund

[Link To Flow Chart](#)

A.R.S. § 13-2314

Revenues include any prosecution and investigation costs recovered for the state as a result of enforcement of civil and criminal statutes pertaining to any racketeering offense. Monies in the fund may be used for the funding of gang prevention programs, substance abuse prevention programs, substance abuse education programs, and witness protection, or for any purpose permitted by federal law relating to the disposition of any property that is transferred to a law enforcement agency. Monies in the fund may also be used for the investigation and prosecution of any offense included in the definition of racketeering.

		FY 2016	FY 2017	FY 2018
Sources				
Beginning Balance		0.0	22.1	22.1
Revenues	Department of Liquor Licenses and Control	14.3	13.7	13.7
Sources Total		14.3	35.8	35.8
Uses				
Non-Appropriated Expenditures	Department of Liquor Licenses and Control	(7.8)	13.7	13.7
Uses Total		(7.8)	13.7	13.7
Anti-Racketeering Revolving Fund Ending Balance		22.1	22.1	22.1

Fund Number 3090

Manufactured Housing Consumer Recovery Fund

[Link To Flow Chart](#)

A.R.S. § 41-2179

Sources of revenue include fees charged to dealers and brokers of manufactured homes, mobile homes, or factory-built buildings designed for residential use. Monies are used for education in connection with the manufactured housing industry and to make payments on damage claims filed by consumers of manufactured homes.

		FY 2016	FY 2017	FY 2018
Sources				
Beginning Balance		363.5	0.0	467.5
Revenues	Department of Fire, Building and Life Safety	99.8	0.0	0.0
Revenues	Department of Housing	0.0	467.5	10.0
Sources Total		463.3	467.5	477.5
Uses				
Non-Appropriated Expenditures	Department of Fire, Building and Life Safety	5.8	0.0	0.0
Transfer Due to Fund Balance Cap	Department of Fire, Building and Life Safety	457.5	0.0	0.0
Uses Total		463.3	0.0	0.0
Manufactured Housing Consumer Recovery Fund Ending Balance		0.0	467.5	477.5

Fund Balances and Description Table for All Non-General Funds

Fund Number 3102

AG Trust Fund

Link To Flow Chart

A.R.S § 35-142

Revenues are from non-federal grant sources. Funds are expended for the specific purposes outlined in the grant application and subsequent award.

		<u>FY 2016</u>	<u>FY 2017</u>	<u>FY 2018</u>
Sources				
Beginning Balance		572.3	555.1	270.0
Revenues	Attorney General - Department of Law	1,503.5	887.4	902.5
	Sources Total	2,075.8	1,442.5	1,172.5
Uses				
Non-Appropriated Expenditures	Attorney General - Department of Law	1,520.7	1,172.5	1,172.5
Retirement Adjustment	Attorney General - Department of Law	0.0	0.0	(2.0)
	Uses Total	1,520.7	1,172.5	1,170.5
	AG Trust Fund Ending Balance	555.1	270.0	2.0

Fund Number 3104

Receivership Liquidation Fund

Link To Flow Chart

A.R.S. § 20-648

Cash from the estates of insurers in receivership is used to pay the common administrative costs of the receiverships overseen by the Department.

		<u>FY 2016</u>	<u>FY 2017</u>	<u>FY 2018</u>
Sources				
Beginning Balance		108.4	134.5	53.4
Revenues	Department of Insurance	51.0	0.6	51.0
	Sources Total	159.4	135.1	104.4
Uses				
Non-Appropriated Expenditures	Department of Insurance	24.9	81.7	81.7
	Uses Total	24.9	81.7	81.7
	Receivership Liquidation Fund Ending Balance	134.5	53.4	22.7

Fund Balances and Description Table for All Non-General Funds

Fund Number 3110 Solid Waste Fee Fund

Link To Flow Chart

A.R.S. § 49-881

Consists of legislative appropriations, donations, gifts, grants, waste tire administrative monies, solid waste landfill registration fees, solid waste fees, special waste management plan fees, special waste management fees, private consultants expedited plan review fees, and self-certification filing fees. Supports programs to ensure compliance with solid waste management activities and protect public health and the environment.

		FY 2016	FY 2017	FY 2018
Sources				
Beginning Balance		1,197.4	1,578.9	1,422.6
Revenues	Department of Environmental Quality	1,113.7	1,082.7	1,082.7
	Sources Total	2,311.1	2,661.6	2,505.3
Uses				
Operating Expenditures/Appropriations	Department of Environmental Quality	732.2	1,239.0	1,239.0
Retirement Adjustment	Department of Environmental Quality	0.0	0.0	0.1
	Uses Total	732.2	1,239.0	1,239.1
	Solid Waste Fee Fund Ending Balance	1,578.9	1,422.6	1,266.2

Fund Number 3111 Game and Fish Trust Fund

Link To Flow Chart

A.R.S. § 17-231

Revenues are received from private donations, insurance settlements, charitable activities, and local governments, and are used for the Urban Fishing program.

		FY 2016	FY 2017	FY 2018
Sources				
Beginning Balance		8,525.6	8,876.0	9,985.7
Revenues	Game & Fish Department	3,588.7	4,000.0	4,000.0
	Sources Total	12,114.3	12,876.0	13,985.7
Uses				
Non-Appropriated Expenditures	Game & Fish Department	3,238.3	2,890.3	2,890.3
	Uses Total	3,238.3	2,890.3	2,890.3
	Game and Fish Trust Fund Ending Balance	8,876.0	9,985.7	11,095.4

Fund Balances and Description Table for All Non-General Funds

Fund Number 3113

Highway User Revenue Fund

[Link To Flow Chart](#)

A.R.S. § 28-6533

Motor fuel taxes and revenues from gasoline and use taxes, motor carrier taxes, vehicle license tax, motor vehicle registration fees, and other fees are deposited in the Arizona Highway User Revenue Fund (HURF), and are then distributed to cities, towns, counties, and the State Highway Fund, which is used for construction, maintenance, and law enforcement of state highways.

		FY 2016	FY 2017	FY 2018
Sources				
Beginning Balance		72,310.0	110,606.2	109,956.5
Revenues	Department of Public Safety	95,035.1	96,006.1	96,006.1
Revenues	Department of Transportation	671,974.0	671,184.1	693,561.2
	Sources Total	839,319.1	877,796.4	899,523.8
Uses				
Operating Expenditures/Appropriations	Department of Transportation	641.6	649.7	649.7
Operating Expenditures/Appropriations	Department of Public Safety	96,409.2	96,006.1	96,006.1
Administrative Adjustments	Department of Public Safety	(1,374.1)	0.0	0.0
Non-Appropriated Expenditures	Department of Transportation	633,036.2	671,184.1	671,184.1
Risk Management Adjustment	Department of Public Safety	0.0	0.0	54.8
Retirement Adjustment	Department of Transportation	0.0	0.0	0.1
Retirement Adjustment	Department of Public Safety	0.0	0.0	3,392.6
	Uses Total	728,712.9	767,839.9	771,287.4
	Highway User Revenue Fund Ending Balance	110,606.2	109,956.5	128,236.4

Fund Number 3117

State Parks Donations Fund

[Link To Flow Chart](#)

A.R.S. § 41-511.11(A)

The State Parks Board is permitted to receive contributions to the State Parks Donations Fund. Prior gifts have included donations from local governments, private parties, and others interested in preserving specific natural areas.

		FY 2016	FY 2017	FY 2018
Sources				
Beginning Balance		396.4	413.4	208.4
Revenues	Parks Board	79.3	80.0	80.0
	Sources Total	475.7	493.4	288.4
Uses				
Non-Appropriated Expenditures	Parks Board	62.3	285.0	285.0
	Uses Total	62.3	285.0	285.0
	State Parks Donations Fund Ending Balance	413.4	208.4	3.4

Fund Balances and Description Table for All Non-General Funds

Fund Number 3119

Real Estate Recovery Fund

Link To Flow Chart

A.R.S. § 32-2186

Revenues from application fees for real estate or cemetery broker's or salesman's license are used to pay claims against real estate brokers or salesmen.

		FY 2016	FY 2017	FY 2018
Sources				
Beginning Balance		951.4	946.2	877.5
Revenues	Department of Real Estate	78.0	71.0	71.0
Sources Total		1,029.4	1,017.2	948.5
Uses				
Non-Appropriated Expenditures	Department of Real Estate	83.2	139.7	139.7
Uses Total		83.2	139.7	139.7
Real Estate Recovery Fund Ending Balance		946.2	877.5	808.8

Fund Number 3120

The Arizona State Hospital Fund

Link To Flow Chart

A.R.S. § 36-545

The AZ State Hospital Fund is the repository for Title XIX reimbursements, Restoration to Competency (RTC) revenues, disproportionate share hospital (DSH) payments (supplemental compensation to hospitals that serve a large or disproportionate number of low-income patients), receipts from hospital patients, and collections from Regional Behavioral Health Authorities. Funds are used for the treatment of patients at ASH or for community placement services.

		FY 2016	FY 2017	FY 2018
Sources				
Beginning Balance		599.9	827.2	50.2
Revenues	Department of Health Services	7,885.2	9,285.0	6,785.0
Sources Total		8,485.1	10,112.2	6,835.2
Uses				
Operating Expenditures/Appropriations	Department of Health Services	8,814.2	9,562.0	6,762.0
Administrative Adjustments	Department of Health Services	(1,479.4)	500.0	0.0
Retirement Adjustment	Department of Health Services	0.0	0.0	0.4
Non-Lapsing Authority from Prior Years	Department of Health Services	323.1	0.0	0.0
Uses Total		7,657.9	10,062.0	6,762.4
The Arizona State Hospital Fund Ending Balance		827.2	50.2	72.8

Fund Balances and Description Table for All Non-General Funds

Fund Number 3121 Family College Savings Program Trust Fund

Link To Flow Chart

A.R.S. § 15-1873

Revenues to the fund consist of fees collected from the college savings plan providers and are used to support the program's oversight committee, oversee the providers' contracts, participate in the College Savings Plan Network, and promote awareness of the college savings program.

		FY 2016	FY 2017	FY 2018
Sources				
Beginning Balance		326.4	522.0	444.0
Revenues	Commission for Postsecondary Education	645.7	651.6	651.6
Sources Total		972.1	1,173.6	1,095.6
Uses				
Non-Appropriated Expenditures	Commission for Postsecondary Education	450.1	729.6	729.6
Retirement Adjustment	Commission for Postsecondary Education	0.0	0.0	0.1
Uses Total		450.1	729.6	729.7
Family College Savings Program Trust Fund Ending Balance		522.0	444.0	365.9

Fund Number 3123 DPS Anti-Racketeering Fund

Link To Flow Chart

A.R.S. § 41-1833

The source of monies is DPS seizure and Attorney General forfeiture, according to the Racketeering Influenced and Corrupt Organizations (RICO) laws. Monies are used for law enforcement programs related to racketeering.

		FY 2016	FY 2017	FY 2018
Sources				
Beginning Balance		9,192.4	9,559.0	8,712.4
Revenues	Department of Public Safety	8,532.1	6,715.6	6,715.6
Sources Total		17,724.5	16,274.6	15,428.0
Uses				
Non-Appropriated Expenditures	Department of Public Safety	8,165.5	7,562.2	7,562.2
Risk Management Adjustment	Department of Public Safety	0.0	0.0	0.1
Retirement Adjustment	Department of Public Safety	0.0	0.0	45.6
Uses Total		8,165.5	7,562.2	7,607.9
DPS Anti-Racketeering Fund Ending Balance		9,559.0	8,712.4	7,820.1

Fund Balances and Description Table for All Non-General Funds

Fund Number 3124

Yarnell Hill Memorial Fund

Link To Flow Chart

A.R.S. § 41-519.02

Created to help facilitate the purchase of land and establishment of a memorial dedicated to the member of the Granit Mountain Hotshot crew who lost their lives fighting the Yarnell Hill fire at the location where the crew lost their lives. Revenue includes legislative appropriations, donations and interest earned. Revenues must be used for the purpose of purchasing land for the memorial and access road, and reimbursement of the Yarnell Hill Memorial Site Board Members' travel expenses.

		<u>FY 2016</u>	<u>FY 2017</u>	<u>FY 2018</u>
Sources				
Beginning Balance		2.1	3.0	1.5
Revenues	Parks Board	0.9	0.0	0.0
Sources Total		3.0	3.0	1.5
Uses				
Non-Appropriated Expenditures	Parks Board	0.0	1.5	1.5
Uses Total		0.0	1.5	1.5
Yarnell Hill Memorial Fund Ending Balance		3.0	1.5	0.0

Fund Number 3125

Sustainable State Parks and Roads Fund

Link To Flow Chart

A.R.S. § 41-511.17

The sustainable state parks and roads fund is established consisting of monies received from individual income tax designations. The Arizona state parks board shall administer the fund. Monies in the fund are continuously appropriated. The Arizona state parks board shall use the monies in the fund to operate, maintain and make capital improvements to buildings, roads, parking lots, highway entrances and any related structure used to operate state parks.

		<u>FY 2016</u>	<u>FY 2017</u>	<u>FY 2018</u>
Sources				
Beginning Balance		35.4	111.8	86.8
Revenues	Parks Board	76.4	50.0	50.0
Sources Total		111.8	161.8	136.8
Uses				
Non-Appropriated Expenditures	Parks Board	0.0	75.0	75.0
Uses Total		0.0	75.0	75.0
Sustainable State Parks and Roads Fund Ending Balance		111.8	86.8	61.8

Fund Balances and Description Table for All Non-General Funds

Fund Number 3127

Legislative, Executive, Judicial Public Buildings Land Fund

Link To Flow Chart

A.R.S. § 37-525

Monies are received from interest on the Legislative, Executive, and Judicial Public Buildings Land Fund, as established through Arizona's Enabling Act, Section 25, and monies derived from the lease of these lands. The fund is used to provide a continuous source of monies for legislative, executive, and judicial buildings in the State.

	FY 2016	FY 2017	FY 2018
Sources			
Beginning Balance	2,839.0	2,839.0	2,839.0
Sources Total	2,839.0	2,839.0	2,839.0
Uses			
Uses Total	0.0	0.0	0.0
Legislative, Executive, Judicial Public Buildings Land Fund Ending Balance	2,839.0	2,839.0	2,839.0

Fund Number 3128

DHS State Hospital Land Earnings Fund

Link To Flow Chart

A.R.S. § 37-525

Funds are for the benefit and support of the Arizona State Hospital. Revenue is generated from renting buildings and land at the 24th Street and Van Buren property.

		FY 2016	FY 2017	FY 2018
Sources				
Beginning Balance		707.0	883.4	1,048.4
Revenues	Department of Health Services	842.7	1,045.1	1,045.1
Sources Total		1,549.7	1,928.5	2,093.5
Uses				
Operating Expenditures/Appropriations	Department of Health Services	601.4	880.1	970.0
Administrative Adjustments	Department of Health Services	65.0	0.0	0.0
Uses Total		666.3	880.1	970.0
DHS State Hospital Land Earnings Fund Ending Balance		883.4	1,048.4	1,123.5

Fund Balances and Description Table for All Non-General Funds

Fund Number 3129 **Pioneers' Home State Charitable Earnings Fund**

Link To Flow Chart

A.R.S. § 37-525

Expendable proceeds are earned from the Pioneers' Home's share of the State Charitable, Penal, and Reformatory Grant lands, and are used to further the Home's mission of providing a home and long-term care to long-time Arizona residents.

		FY 2016	FY 2017	FY 2018
Sources				
Beginning Balance		2,783.2	3,702.0	5,372.7
Revenues	Pioneers' Home	4,948.3	5,816.4	6,099.8
Sources Total		7,731.5	9,518.4	11,472.5
Uses				
Operating Expenditures/Appropriations	Pioneers' Home	4,020.5	4,145.7	4,463.7
Administrative Adjustments	Pioneers' Home	9.0	0.0	0.0
Retirement Adjustment	Pioneers' Home	0.0	0.0	0.5
Uses Total		4,029.5	4,145.7	4,464.2
Pioneers' Home State Charitable Earnings Fund Ending Balance		3,702.0	5,372.7	7,008.3

Fund Number 3130 **Pioneers' Home Miners' Hospital Fund**

Link To Flow Chart

A.R.S. § 37-525

Revenues are from the proceeds of all lands granted to this state by the United States. The funds are used to support operations at the Arizona Pioneers' Home.

		FY 2016	FY 2017	FY 2018
Sources				
Beginning Balance		1,380.5	2,595.8	3,730.9
Revenues	Pioneers' Home	3,044.3	3,164.0	3,363.8
Sources Total		4,424.8	5,759.8	7,094.7
Uses				
Operating Expenditures/Appropriations	Pioneers' Home	1,724.7	2,028.9	2,028.9
Administrative Adjustments	Pioneers' Home	104.3	0.0	0.0
Risk Management Adjustment	Pioneers' Home	0.0	0.0	3.1
Retirement Adjustment	Pioneers' Home	0.0	0.0	0.2
Uses Total		1,829.0	2,028.9	2,032.2
Pioneers' Home Miners' Hospital Fund Ending Balance		2,595.8	3,730.9	5,062.5

Fund Balances and Description Table for All Non-General Funds

Fund Number 3131 A and M College Land Earnings Fund

Link To Flow Chart

A.R.S. § 37-524

Monies are derived from the lease, sale, or other disposition of lands granted to the state by federal government for the use and benefit of the universities. Funds are used to operate agricultural and mechanical colleges, to support university ROTC programs, to attract distinguished faculty, and operate teacher training programs.

	FY 2016	FY 2017	FY 2018
Sources			
Beginning Balance	0.0	495.0	0.0
Revenues Board of Regents	812.1	867.7	867.7
Sources Total	812.1	1,362.7	867.7
Uses			
Non-Appropriated Expenditures Board of Regents	317.1	1,362.7	867.7
Uses Total	317.1	1,362.7	867.7
A and M College Land Earnings Fund Ending Balance	495.0	0.0	0.0

Fund Number 3132 Military Institute Land Earnings Fund

Link To Flow Chart

A.R.S. § 37-525

Monies are derived from the lease, sale, or other disposition of lands granted to the state by federal government for the use and benefit of the universities. Funds are used to operate agricultural and mechanical colleges, to support university ROTC programs, to attract distinguished faculty, and operate teacher training programs.

	FY 2016	FY 2017	FY 2018
Sources			
Beginning Balance	0.0	28.5	0.0
Revenues Board of Regents	111.4	113.8	113.8
Sources Total	111.4	142.3	113.8
Uses			
Non-Appropriated Expenditures Board of Regents	82.9	142.3	113.8
Uses Total	82.9	142.3	113.8
Military Institute Land Earnings Fund Ending Balance	28.5	0.0	0.0

Fund Balances and Description Table for All Non-General Funds

Fund Number 3134BRA Universities Land Fund

Link To Flow Chart

A.R.S. § 37-522

Revenues are derived from sale of timber, mineral, gravel ,or other natural products or property from lands granted or given for university purposes. Funds used by state universities for general operations.

	FY 2016	FY 2017	FY 2018
Sources			
Beginning Balance	0.0	3,742.5	0.0
Revenues	7,018.6	7,842.3	7,842.3
Sources Total	7,018.6	11,584.8	7,842.3
Uses			
Non-Appropriated Expenditures Board of Regents	3,276.1	11,584.8	7,842.3
Uses Total	3,276.1	11,584.8	7,842.3
Universities Land Fund Ending Balance	3,742.5	0.0	0.0

Fund Number 3136 Normal School Land Earnings Fund

Link To Flow Chart

A.R.S. § 37-523

Monies are derived from the lease, sale, or other disposition of lands granted to the state by federal government for the use and benefit of the universities. Funds are used to operate agricultural and mechanical colleges, to support university ROTC programs, to attract distinguished faculty, and operate teacher training programs.

	FY 2016	FY 2017	FY 2018
Sources			
Beginning Balance	0.0	214.4	0.0
Revenues	504.7	517.5	517.5
Sources Total	504.7	731.9	517.5
Uses			
Non-Appropriated Expenditures Board of Regents	290.3	731.9	517.5
Uses Total	290.3	731.9	517.5
Normal School Land Earnings Fund Ending Balance	214.4	0.0	0.0

Fund Balances and Description Table for All Non-General Funds

Fund Number 3138 Public Institution Permanent School Earnings Fund

Link To Flow Chart

A.R.S. § 37-521

Revenues consist of rental income and interest earnings derived from the lease or sale of state trust lands. Funds are used to offset the General Fund obligation for state aid to K-12 schools, and debt service for qualified zone academy bonds issued by the School Facilities Board for the deficiencies corrections program.

		FY 2016	FY 2017	FY 2018
Sources				
Beginning Balance		7,754.0	7,756.1	7,756.1
Revenues	Department of Education	219,442.6	219,804.2	235,779.2
	Sources Total	227,196.6	227,560.3	243,535.3
Uses				
Operating Expenditures/Appropriations	Department of Education	219,440.5	219,804.2	235,779.2
	Uses Total	219,440.5	219,804.2	235,779.2
Public Institution Permanent School Earnings Fund Ending Balance		7,756.1	7,756.1	7,756.1

Fund Number 3140 Penitentiary Land Earnings Fund

Link To Flow Chart

A.R.S. § 37-525

Revenue is received from the expendable earnings of State Land Trust and is used for the support of the State prisons.

		FY 2016	FY 2017	FY 2018
Sources				
Beginning Balance		2,417.3	3,675.2	3,493.2
Revenues	Department of Corrections	2,237.1	2,197.3	2,197.3
	Sources Total	4,654.4	5,872.5	5,690.5
Uses				
Operating Expenditures/Appropriations	Department of Corrections	979.2	979.3	2,062.5
Legislative Fund Transfers	Department of Corrections	0.0	1,400.0	0.0
	Uses Total	979.2	2,379.3	2,062.5
Penitentiary Land Earnings Fund Ending Balance		3,675.2	3,493.2	3,628.0

Fund Balances and Description Table for All Non-General Funds

Fund Number 3141 **State Charitable, Penal & Reformatory Land Earnings Fund**

Link To Flow Chart

A.R.S. § 37-525

Twenty-five percent of the expendable earnings of the State Charitable, Penal, and Reformatory Institutions Land Fund is used for the operation of the State prisons.

		FY 2016	FY 2017	FY 2018
Sources				
Beginning Balance		3,617.6	4,497.1	3,759.4
Revenues	Department of Corrections	2,695.1	2,688.1	2,688.1
	Sources Total	6,312.7	7,185.2	6,447.5
Uses				
Operating Expenditures/Appropriations	Department of Corrections	1,796.9	1,861.5	2,661.5
Administrative Adjustments	Department of Corrections	18.7	64.3	0.0
Legislative Fund Transfers	Department of Corrections	0.0	1,500.0	0.0
Risk Management Adjustment	Department of Corrections	0.0	0.0	0.1
	Uses Total	1,815.7	3,425.8	2,661.6
State Charitable, Penal & Reformatory Land Earnings Fund Ending Balance		4,497.1	3,759.4	3,785.9

Fund Number 3143 **AZ Pioneers' Home - Mine Fund**

Link To Flow Chart

A.R.S. § 41-926

This fund receives revenue from donations made directly to the Arizona Pioneers' Home. The monies from this fund are used to augment activities for the residents of the Arizona Pioneers' Home, and for purchase of needed equipment and furniture.

		FY 2016	FY 2017	FY 2018
Sources				
Beginning Balance		282.0	419.3	418.4
Revenues	Pioneers' Home	141.9	13.0	13.0
	Sources Total	423.9	432.3	431.4
Uses				
Non-Appropriated Expenditures	Pioneers' Home	4.6	13.9	13.9
	Uses Total	4.6	13.9	13.9
AZ Pioneers' Home - Mine Fund Ending Balance		419.3	418.4	417.5

Fund Balances and Description Table for All Non-General Funds

Fund Number 3144 **Pioneers' Home Cemetery Proceeds Fund**

Link To Flow Chart

A.R.S. § 41-926

This fund receives revenue from the sale of interment rights at the Arizona Pioneers' Home cemetery. Per Statute, this fund's proceeds may be used to maintain the Arizona Pioneers' Home cemetery, or be used for the Arizona Pioneers' Home.

		<u>FY 2016</u>	<u>FY 2017</u>	<u>FY 2018</u>
Sources				
Beginning Balance		230.5	204.5	222.5
Revenues	Pioneers' Home	55.6	30.0	30.0
	Sources Total	286.1	234.5	252.5
Uses				
Non-Appropriated Expenditures	Pioneers' Home	81.6	12.0	12.0
	Uses Total	81.6	12.0	12.0
	Pioneers' Home Cemetery Proceeds Fund Ending Balance	204.5	222.5	240.5

Fund Number 3145 **Economic Security Donations Fund**

Link To Flow Chart

A.R.S. § 36-571

The Economic Security Donations Fund consists of donations and other gifts. The Fund is used consistent with the intent of the donor.

		<u>FY 2016</u>	<u>FY 2017</u>	<u>FY 2018</u>
Sources				
Beginning Balance		1,034.8	1,000.3	986.0
Revenues	Department of Child Safety	5.0	5.0	5.0
Revenues	Department of Economic Security	13.5	13.5	13.5
	Sources Total	1,053.3	1,018.8	1,004.5
Uses				
Non-Appropriated Expenditures	Department of Economic Security	53.0	32.8	32.8
	Uses Total	53.0	32.8	32.8
	Economic Security Donations Fund Ending Balance	1,000.3	986.0	971.7

Fund Balances and Description Table for All Non-General Funds

Fund Number 3146 DD Client Investment

Link To Flow Chart

A.R.S. § 41-1954

The fund consists of DD client monies. Interest earnings in the fund are used to pay for bank service fees.

	FY 2016	FY 2017	FY 2018
Sources			
Beginning Balance	7,829.1	8,692.6	8,553.2
Revenues Department of Economic Security	1,005.7	5.7	5.8
Sources Total	8,834.8	8,698.3	8,559.0
Uses			
Non-Appropriated Expenditures Department of Economic Security	142.2	145.1	145.1
Uses Total	142.2	145.1	145.1
DD Client Investment Ending Balance	8,692.6	8,553.2	8,413.9

Fund Number 3146LDA Trust Land Management Fund

Link To Flow Chart

A.R.S. § 37-527

Revenues are received from the application, sales administration, and other fees and are used for Department operations.

	FY 2016	FY 2017	FY 2018
Sources			
Beginning Balance	7,829.1	9,914.8	9,551.5
Revenues Land Department	3,802.6	4,163.6	6,010.9
Sources Total	11,631.7	14,078.4	15,562.4
Uses			
Operating Land Department	1,716.9	4,526.9	6,486.9
Expenditures/Appropriations			
Risk Management Adjustment Land Department	0.0	0.0	(64.6)
Retirement Adjustment Land Department	0.0	0.0	0.1
Uses Total	1,716.9	4,526.9	6,422.4
Trust Land Management Fund Ending Balance	9,914.8	9,551.5	9,140.0

Fund Balances and Description Table for All Non-General Funds

Fund Number 3147

Corrections Donations Fund

Link To Flow Chart

A.R.S. § 41-1605

Donations received from private parties are used as specified by the particular donor.

		<u>FY 2016</u>	<u>FY 2017</u>	<u>FY 2018</u>
Sources				
Beginning Balance		1.9	3.1	3.1
Revenues	Department of Corrections	20.5	3.0	0.0
Sources Total		22.4	6.1	3.1
Uses				
Non-Appropriated Expenditures	Department of Corrections	19.4	3.0	3.0
Uses Total		19.4	3.0	3.0
Corrections Donations Fund Ending Balance		3.1	3.1	0.1

Fund Number 3152

Economic Security Client Trust Fund

Link To Flow Chart

A.R.S. § 41-1954

The Department of Economic Security Client Trust Fund consists of benefits payable to a client in the Department's custody. Earnings in the Department of Economic Security Client Trust Fund are used to reimburse the cost of care of the client for whom the funds are collected.

		<u>FY 2016</u>	<u>FY 2017</u>	<u>FY 2018</u>
Sources				
Beginning Balance		4,943.2	7,355.3	8,315.6
Revenues	Department of Child Safety	1,553.3	1,553.3	1,553.3
Revenues	Department of Economic Security	858.8	901.7	946.7
Sources Total		7,355.3	9,810.3	10,815.6
Uses				
Non-Appropriated Expenditures	Department of Economic Security	0.0	1,494.7	1,494.7
Uses Total		0.0	1,494.7	1,494.7
Economic Security Client Trust Fund Ending Balance		7,355.3	8,315.6	9,320.9

Fund Balances and Description Table for All Non-General Funds

Fund Number 3153 ADOT-MVD Clearing Fund

Link To Flow Chart

A.R.S. § 35-142

This fund is used as a holding account for the daily deposits of all MVD generated revenues (except those dealing with fuel suppliers) pending the identification of the revenue source and ultimate distribution to the Highway User Revenue Fund (HURF) as prescribed by statute.

	FY 2016	FY 2017	FY 2018
Sources			
Beginning Balance	40,922.4	66,094.8	69,033.3
Revenues Department of Transportation	25,172.4	2,938.5	867.8
Sources Total	66,094.8	69,033.3	69,901.1
Uses			
Uses Total	0.0	0.0	0.0
ADOT-MVD Clearing Fund Ending Balance	66,094.8	69,033.3	69,901.1

Fund Number 3155 Residential Contractors' Recovery Fund

Link To Flow Chart

A.R.S. § 32-1132

Revenue is received from an assessment paid by residential contractors and is used to pay claims against contractors.

	FY 2016	FY 2017	FY 2018
Sources			
Beginning Balance	7,989.8	9,547.0	9,496.5
Revenues Registrar of Contractors	4,763.8	4,616.3	4,783.7
Sources Total	12,753.6	14,163.3	14,280.2
Uses			
Non-Appropriated Expenditures Registrar of Contractors	3,206.6	4,666.8	4,666.8
Risk Management Adjustment Registrar of Contractors	0.0	0.0	0.3
Uses Total	3,206.6	4,666.8	4,667.1
Residential Contractors' Recovery Fund Ending Balance	9,547.0	9,496.5	9,613.1

Fund Balances and Description Table for All Non-General Funds

Fund Number 3166
Local Government Investment Pool
[Link To Flow Chart](#)

A.R.S. § 35-326

The State Treasurer establishes investment pools and associated investment pool funds for the purposes of investing and accounting for local government monies invested with the Treasurer.

	FY 2016	FY 2017	FY 2018
Sources			
Beginning Balance	2,584,526.2	2,584,526.2	2,584,526.2
Sources Total	2,584,526.2	2,584,526.2	2,584,526.2
Uses			
Uses Total	0.0	0.0	0.0
Local Government Investment Pool Ending Balance	2,584,526.2	2,584,526.2	2,584,526.2

Fund Number 3168
LGIP Investment Held for Trustee Fund
[Link To Flow Chart](#)

A.R.S. § 35-142

Fund represents local government investment pool money managed by the Treasurer's Office.

	FY 2016	FY 2017	FY 2018
Sources			
Beginning Balance	1,321.0	1,321.0	1,321.0
Sources Total	1,321.0	1,321.0	1,321.0
Uses			
Uses Total	0.0	0.0	0.0
LGIP Investment Held for Trustee Fund Ending Balance	1,321.0	1,321.0	1,321.0

Fund Balances and Description Table for All Non-General Funds

Fund Number 3171

Oil Overcharge Fund

Link To Flow Chart

A.R.S. § 41-1509

Revenues consists of monies received by the State as a result of oil overcharge settlements. Monies are used for energy-related loans and grants and on projects designed to promote energy development and conservation.

		<u>FY 2016</u>	<u>FY 2017</u>	<u>FY 2018</u>
Sources				
Beginning Balance		731.6	0.0	0.0
Revenues	Office of the Governor	0.9	0.0	0.0
Sources Total		732.5	0.0	0.0
Uses				
Non-Appropriated Expenditures	Office of the Governor	732.5	0.0	0.0
Uses Total		732.5	0.0	0.0
Oil Overcharge Fund Ending Balance		0.0	0.0	0.0

Fund Number 3171ADA

Oil Overcharge Fund

Link To Flow Chart

A.R.S. § 41-1509

Revenues consist of monies received by the State as a result of oil overcharge settlements. Monies are used for energy-related loans and grants and on projects designed to promote energy development and conservation.

		<u>FY 2016</u>	<u>FY 2017</u>	<u>FY 2018</u>
Sources				
Beginning Balance		0.0	608.0	491.7
Revenues	Department of Administration	731.4	0.0	0.0
Sources Total		731.4	608.0	491.7
Uses				
Non-Appropriated Expenditures	Department of Administration	123.4	116.3	116.3
Uses Total		123.4	116.3	116.3
Oil Overcharge Fund Ending Balance		608.0	491.7	375.4

Fund Balances and Description Table for All Non-General Funds

Fund Number 3179

Lottery - Prize Fund

Link To Flow Chart

A.R.S. § 5-573

Revenues consist of at least 50% of the proceeds from Lottery game sales. Funds are primarily used to pay winning game prizes. After the 180-day prize redemption period expires, 30% of unclaimed prize monies are distributed to the Court Appointed Special Advocate (CASA) Fund and 15% of unclaimed prize monies, up to \$250,000, are distributed to the Tribal College Dual Enrollment Program Fund. Any additional remaining monies in the fund are used to supplement future game prizes.

		FY 2016	FY 2017	FY 2018
Sources				
Beginning Balance		18,294.2	24,729.6	24,729.6
Revenues	Lottery Commission	561,405.4	565,095.8	587,699.6
	Sources Total	579,699.6	589,825.4	612,429.2
Uses				
Non-Appropriated Expenditures	Lottery Commission	554,970.0	565,095.8	587,699.6
	Uses Total	554,970.0	565,095.8	587,699.6
	Lottery - Prize Fund Ending Balance	24,729.6	24,729.6	24,729.6

Fund Number 3180AGA

Court Ordered Trust Fund

Link To Flow Chart

A.R.S. § 35-142E

Fund revenues are settlement and court-ordered restitution monies. Monies in the fund are disbursed according to the settlement agreements.

		FY 2016	FY 2017	FY 2018
Sources				
Beginning Balance		40,819.8	18,064.1	11,267.5
Revenues	Attorney General - Department of Law	(5,028.5)	0.0	0.0
	Sources Total	35,791.3	18,064.1	11,267.5
Uses				
Expenditure/Reserve for Prior Appropriations	Attorney General - Department of Law	0.0	5,103.1	0.0
Non-Appropriated Expenditures	Attorney General - Department of Law	1,727.2	1,693.5	1,693.5
Legislative Fund Transfers	Attorney General - Department of Law	16,000.0	0.0	0.0
	Uses Total	17,727.2	6,796.6	1,693.5
	Court Ordered Trust Fund Ending Balance	18,064.1	11,267.5	9,574.0

Fund Balances and Description Table for All Non-General Funds

Fund Number 3180CCA Court Ordered Trust Fund

Link To Flow Chart

A.R.S. § 35-142(E)

Restitution funds are received from respondents following an order of restitution pertaining to securities law violations. Funds are invested with the State Treasurer in an interest bearing account and distributed periodically to known investor claimants proportionate to their investment amounts.

	FY 2016	FY 2017	FY 2018
Sources			
Beginning Balance	976.4	1,233.1	1,233.1
Revenues	Corporation Commission 256.7	0.0	0.0
Sources Total	1,233.1	1,233.1	1,233.1
Uses			
Uses Total	0.0	0.0	0.0
Court Ordered Trust Fund Ending Balance	1,233.1	1,233.1	1,233.1

Fund Number 3187 DOC Special Services Fund

Link To Flow Chart

A.R.S. § 41-1604.03

Monies are received from inmate usage fees on telephones and other services and are used to provide those services to inmates.

	FY 2016	FY 2017	FY 2018
Sources			
Beginning Balance	11,561.6	8,267.2	7,223.4
Revenues	Department of Corrections 1,972.6	8,216.2	8,216.2
Sources Total	13,534.2	16,483.4	15,439.6
Uses			
Non-Appropriated Expenditures	Department of Corrections 3,267.1	4,860.0	6,079.1
Legislative Fund Transfers	Department of Corrections 2,000.0	4,400.0	0.0
Uses Total	5,267.1	9,260.0	6,079.1
DOC Special Services Fund Ending Balance	8,267.2	7,223.4	9,360.5

Fund Balances and Description Table for All Non-General Funds

Fund Number 3189

Commerce Donations Fund

[Link To Flow Chart](#)

A.R.S. § 35-142(E)

Revenues consist of donations received from private sector and interest earned on those revenues. Funds are expended in accordance with the restrictions placed on the respective gift, grant, or donation.

		FY 2016	FY 2017	FY 2018
Sources				
Beginning Balance		164.8	178.8	0.0
Revenues	Commerce Authority	50.0	0.0	0.0
Sources Total		214.8	178.8	0.0
Uses				
Non-Appropriated Expenditures	Commerce Authority	36.0	178.8	0.0
Uses Total		36.0	178.8	0.0
Commerce Donations Fund Ending Balance		178.8	0.0	0.0

Fund Number 3193

Revenue From State or Local Agency Fund

[Link To Flow Chart](#)

A.R.S. § 35-142

Dollars received through the collection efforts of the Department's Office of Accounts Receivable and Collections and dollars without sufficient identifying documentation may be temporarily deposited in this fund. When the benefiting program is identified, funds are transferred out of the fund into the benefiting program's fund. Funds are utilized by the benefiting DES programs per state and federal requirements.

		FY 2016	FY 2017	FY 2018
Sources				
Beginning Balance		1,986.8	2,131.2	0.0
Revenues	Department of Economic Security	1,696.4	0.0	0.0
Sources Total		3,683.2	2,131.2	0.0
Uses				
Non-Appropriated Expenditures	Department of Economic Security	1,552.0	2,131.2	0.0
Uses Total		1,552.0	2,131.2	0.0
Revenue From State or Local Agency Fund Ending Balance		2,131.2	0.0	0.0

Fund Balances and Description Table for All Non-General Funds

Fund Number 3200 Retiree Accumulated Sick Leave Fund

Link To Flow Chart

A.R.S. § 38-616

Revenues to this fund come from a 0.4% pro rata charge on the payroll of all State agencies. The fund is used for the payout of benefits for the Retiree Accumulated Sick Leave Program.

	FY 2016	FY 2017	FY 2018
Sources			
Beginning Balance	4,204.8	3,924.3	3,200.8
Revenues Department of Administration	13,991.3	13,900.0	13,900.0
Sources Total	18,196.1	17,824.3	17,100.8
Uses			
Non-Appropriated Expenditures Department of Administration	14,271.8	14,623.5	14,623.5
Retirement Adjustment Department of Administration	0.0	0.0	2.7
Uses Total	14,271.8	14,623.5	14,626.2
Retiree Accumulated Sick Leave Fund Ending Balance	3,924.3	3,200.8	2,474.6

Fund Number 3201 Riparian Trust Fund

Link To Flow Chart

A.R.S. § 37-1156

This fund supports the acquisition of wetland areas in the state. It is underwritten by sales of streambed land and resources, donations, and applicable legal damages.

	FY 2016	FY 2017	FY 2018
Sources			
Beginning Balance	6.6	6.6	6.6
Revenues Land Department	0.0	0.0	0.0
Sources Total	6.6	6.6	6.6
Uses			
Uses Total	0.0	0.0	0.0
Riparian Trust Fund Ending Balance	6.6	6.6	6.6

Fund Balances and Description Table for All Non-General Funds

Fund Number 3206

Governor's Endowment Partnership Fund

[Link To Flow Chart](#)

A.R.S. § 41-1105

Revenues from donations are used to promote the interests of the state and encourage public service to Arizona by its citizens.

		<u>FY 2016</u>	<u>FY 2017</u>	<u>FY 2018</u>
Sources				
Beginning Balance		504.9	67.5	47.8
Revenues	Office of the Governor	36.2	25.0	0.0
Sources Total		541.1	92.5	47.8
Uses				
Non-Appropriated Expenditures	Office of the Governor	473.6	44.7	44.7
Uses Total		473.6	44.7	44.7
Governor's Endowment Partnership Fund Ending Balance		67.5	47.8	3.1

Fund Number 3207

Special Olympics Fund

[Link To Flow Chart](#)

A.R.S. § 41-173

Individuals may make a donation or designate a portion of their refund as a voluntary contribution to the Special Olympics Tax Refund Fund. The Special Olympics Tax Refund Fund must be used to contract with Special Olympics Arizona for delivery of those services essential to Special Olympics programs for individuals with developmental disabilities.

		<u>FY 2016</u>	<u>FY 2017</u>	<u>FY 2018</u>
Sources				
Beginning Balance		0.0	68.1	34.1
Revenues	Department of Economic Security	134.4	25.7	25.6
Sources Total		134.4	93.8	59.7
Uses				
Non-Appropriated Expenditures	Department of Economic Security	66.3	59.7	59.7
Uses Total		66.3	59.7	59.7
Special Olympics Fund Ending Balance		68.1	34.1	0.0

Fund Balances and Description Table for All Non-General Funds

Fund Number 3215

Victims Rights Fund

Link To Flow Chart

A.R.S. § 41-191

Revenues are comprised of 7.68 percent transferred from court penalty assessments deposited into the Criminal Justice Enhancement Fund. Additional revenues are derived from a \$15 assessment on juveniles adjudicated delinquent for offenses involving a victim and legislative appropriations. The Attorney General may spend 12 percent of the Fund's appropriation to administer the Victims' Rights Program. The remaining 88 percent is distributed to state and local entities with a demonstrated need.

		<u>FY 2016</u>	<u>FY 2017</u>	<u>FY 2018</u>
Sources				
Beginning Balance		2,993.5	2,402.3	1,536.6
Revenues	Attorney General - Department of Law	3,013.8	2,893.2	2,806.5
Sources Total		6,007.3	5,295.5	4,343.1
Uses				
Operating Expenditures/Appropriations	Attorney General - Department of Law	3,704.8	3,758.9	3,758.9
Administrative Adjustments	Attorney General - Department of Law	(99.8)	0.0	0.0
Risk Management Adjustment	Attorney General - Department of Law	0.0	0.0	1.2
Uses Total		3,605.0	3,758.9	3,760.1
Victims Rights Fund Ending Balance		2,402.3	1,536.6	583.0

Fund Number 3217

Internet Crimes Against Children

Link To Flow Chart

A.R.S. § 41-199

The Internet Crimes Against Children Fund is comprised of transfers from the State Lottery Commission and any other source. Monies in the fund are used to continue the operation of the Internet Crimes Against Children Task Force, which assists federal, state, local and tribal law enforcement agencies in investigations, forensic examinations, and prosecutions related to technology-facilitated sexual exploitation of children and internet crimes against children.

		<u>FY 2016</u>	<u>FY 2017</u>	<u>FY 2018</u>
Sources				
Beginning Balance		0.0	1,800.0	0.0
Revenues	Attorney General - Department of Law	1,800.0	900.0	900.0
Sources Total		1,800.0	2,700.0	900.0
Uses				
Operating Expenditures/Appropriations	Attorney General - Department of Law	0.0	900.0	900.0
Expenditure/Reserve for Prior Appropriations	Attorney General - Department of Law	0.0	1,800.0	0.0
Uses Total		0.0	2,700.0	900.0
Internet Crimes Against Children Ending Balance		1,800.0	0.0	0.0

Fund Balances and Description Table for All Non-General Funds

Fund Number 3218

Veterans Fiduciary Fund

Link To Flow Chart

A.R.S. §6-871

The source of these funds are the funds being held in trust by the veteran's fiduciary and are solely private funds being held and managed by the state.

		<u>FY 2016</u>	<u>FY 2017</u>	<u>FY 2018</u>
Sources				
Beginning Balance		8,764.7	0.0	0.0
Revenues	Department of Veterans' Services	(8,764.7)	0.0	0.0
Sources Total		0.0	0.0	0.0
Uses				
Uses Total		0.0	0.0	0.0
Veterans Fiduciary Fund Ending Balance		0.0	0.0	0.0

Fund Number 3245

Alternative Dispute Resolution Fund

Link To Flow Chart

A.R.S. § 12-284.03

The Alternative Dispute Resolution Fund receives 0.35% of monies received from the Clerk of the Superior Court in each county and 2.42% of monies received by Justices of the Peace in each county. Monies are distributed to local, regional, or statewide projects that establish, maintain, improve, or enhance alternative dispute resolution programs.

		<u>FY 2016</u>	<u>FY 2017</u>	<u>FY 2018</u>
Sources				
Beginning Balance		547.2	414.0	207.0
Revenues	Judiciary	334.4	334.5	334.5
Sources Total		881.6	748.5	541.5
Uses				
Non-Appropriated Expenditures	Judiciary	217.6	241.5	241.5
Legislative Fund Transfers	Judiciary	250.0	300.0	300.0
Risk Management Adjustment	Judiciary	0.0	0.0	(3.9)
Uses Total		467.6	541.5	537.6
Alternative Dispute Resolution Fund Ending Balance		414.0	207.0	3.9

Fund Balances and Description Table for All Non-General Funds

Fund Number 3306

Medical Student Loan Fund

[Link To Flow Chart](#)

A.R.S. § 15-1725

Funds are used to give loans to medical students who then agree to work for a period of time in medically underserved areas of the state. Revenues consist of loan repayments made in lieu of service.

		<u>FY 2016</u>	<u>FY 2017</u>	<u>FY 2018</u>
Sources				
Beginning Balance		195.8	216.1	78.5
Revenues	Department of Health Services	49.6	49.6	49.6
Sources Total		245.4	265.7	128.1
Uses				
Non-Appropriated Expenditures	Department of Health Services	29.3	187.2	128.1
Uses Total		29.3	187.2	128.1
Medical Student Loan Fund Ending Balance		216.1	78.5	0.0

Fund Number 3701

Local Agency Deposits Fund

[Link To Flow Chart](#)

A.R.S. § 35-142

This fund receives monies from the federal government and local agencies for the payment of local agency sponsored county and secondary road construction projects.

		<u>FY 2016</u>	<u>FY 2017</u>	<u>FY 2018</u>
Sources				
Beginning Balance		15,296.8	14,386.9	15,386.9
Revenues	Department of Transportation	51,623.1	99,000.0	99,000.0
Sources Total		66,919.9	113,386.9	114,386.9
Uses				
Non-Appropriated Expenditures	Department of Transportation	52,533.0	98,000.0	98,000.0
Uses Total		52,533.0	98,000.0	98,000.0
Local Agency Deposits Fund Ending Balance		14,386.9	15,386.9	16,386.9

Fund Balances and Description Table for All Non-General Funds

Fund Number 3702 DPS Criminal Justice Enhancement Fund

Link To Flow Chart

A.R.S. § 41-2401

The Department of Public Safety receives a 7.28% allocation from the Criminal Justice Enhancement Fund (CJEF) surcharge on fines and penalties. Monies in the fund are used for Department operations.

		FY 2016	FY 2017	FY 2018
Sources				
Beginning Balance		639.5	720.3	430.5
Revenues	Department of Public Safety	2,901.0	2,570.7	2,493.6
Sources Total		3,540.5	3,291.0	2,924.1
Uses				
Operating Expenditures/Appropriations	Department of Public Safety	2,864.4	2,860.5	2,860.5
Administrative Adjustments	Department of Public Safety	(44.2)	0.0	0.0
Risk Management Adjustment	Department of Public Safety	0.0	0.0	0.7
Retirement Adjustment	Department of Public Safety	0.0	0.0	12.9
Uses Total		2,820.2	2,860.5	2,874.1
DPS Criminal Justice Enhancement Fund Ending Balance		720.3	430.5	50.0

Fund Number 3709 Game and Fish Special Stamp Collection Fund-For CA

Link To Flow Chart

A.R.S. § 17-343

Monies in the Fund are received from the handling of licenses and special use permits on shared waters pursuant to A.R.S. §17-343. The proceeds are remitted to California on an annual basis pursuant to the agreed upon terms and conditions of the agreement between the Arizona Game and Fish Department and the California Game and Fish Commission.

		FY 2016	FY 2017	FY 2018
Sources				
Beginning Balance		105.6	105.6	64.3
Sources Total		105.6	105.6	64.3
Uses				
Non-Appropriated Expenditures Game & Fish Department		0.0	41.3	0.0
Uses Total		0.0	41.3	0.0
Game and Fish Special Stamp Collection Fund-For CA Ending Balance		105.6	64.3	64.3

Fund Balances and Description Table for All Non-General Funds

Fund Number 3711 Game And Fish Federal Duck Stamps

Link To Flow Chart

A.R.S. § 17-402

This fund is used as a clearing account for federal funds distributed for duck hunting.

	FY 2016	FY 2017	FY 2018
Sources			
Beginning Balance	96.0	120.4	0.0
Revenues Game & Fish Department	24.4	0.0	0.0
Sources Total	120.4	120.4	0.0
Uses			
Non-Appropriated Expenditures Game & Fish Department	0.0	120.4	0.0
Uses Total	0.0	120.4	0.0
Game And Fish Federal Duck Stamps Ending Balance	120.4	0.0	0.0

Fund Number 3712 Game and Fish Big Game Permit Fund

Link To Flow Chart

A.R.S. § 17-346

Collects deposits from the seasonal draws organized for Arizona hunters. Depending on the results from the draws, some of the receipts are reimbursed to unsuccessful participants.

	FY 2016	FY 2017	FY 2018
Sources			
Beginning Balance	1,845.6	1,845.8	1,604.0
Revenues Game & Fish Department	0.2	0.0	0.0
Sources Total	1,845.8	1,845.8	1,604.0
Uses			
Non-Appropriated Expenditures Game & Fish Department	0.0	241.8	0.0
Uses Total	0.0	241.8	0.0
Game and Fish Big Game Permit Fund Ending Balance	1,845.8	1,604.0	1,604.0

Fund Balances and Description Table for All Non-General Funds

Fund Number 3714 Game and Fish Kaibab Co-op Fund

Link To Flow Chart

A.R.S. § 35-142

Revenue is received from the sale of a Kaibab habitat management stamp, which is required to take deer on the Kaibab Plateau, and are used by the U.S. Forest Service to provide wildlife habitat management on the Kaibab Plateau.

	FY 2016	FY 2017	FY 2018
Sources			
Beginning Balance	113.1	114.0	0.0
Revenues Game & Fish Department	0.9	0.0	0.0
Sources Total	114.0	114.0	0.0
Uses			
Non-Appropriated Expenditures Game & Fish Department	0.0	114.0	0.0
Uses Total	0.0	114.0	0.0
Game and Fish Kaibab Co-op Fund Ending Balance	114.0	0.0	0.0

Fund Number 3720 Racing Commission Bond Deposit Fund

Link To Flow Chart

A.R.S. § 5-107

The Department of Racing requires racing permittees to post a bond with the Department. The bonds are effective for the period of the racing permit, and the liability for all claims against a bond is limited to the face amount of the bond.

	FY 2016	FY 2017	FY 2018
Sources			
Beginning Balance	55.6	55.6	55.6
Sources Total	55.6	55.6	55.6
Uses			
Uses Total	0.0	0.0	0.0
Racing Commission Bond Deposit Fund Ending Balance	55.6	55.6	55.6

Fund Balances and Description Table for All Non-General Funds

Fund Number 3721 Registrar of Contractors Cash Bond Fund

Link To Flow Chart

ARS § 32-1152

The Registrar of Contractors Cash Bond Fund consists of cash deposits by contractors filed with the Registrar in an amount set by the Registrar by rule as an alternative to the filing of a surety bond. Cash deposits are for the benefit of legitimate claims for damages caused by a duly licensed contractor.

		FY 2016	FY 2017	FY 2018
Sources				
Beginning Balance		2,241.7	2,241.7	2,241.7
	Sources Total	2,241.7	2,241.7	2,241.7
Uses				
	Uses Total	0.0	0.0	0.0
	Registrar of Contractors Cash Bond Fund Ending Balance	2,241.7	2,241.7	2,241.7

Fund Number 3722 Manufactured Housing Cash Bonds

Link To Flow Chart

A.R.S. § 41-2179

Revenues include bonds paid to the deputy director by manufactured home dealers. The proceed of a cash bond is paid to someone who is damaged by the failure of the principal to perform a sales or installation agreement or to perform repairs under warranty.

		FY 2016	FY 2017	FY 2018
Sources				
Beginning Balance		639.0	0.0	569.4
Revenues	Department of Fire, Building and Life Safety	(80.6)	0.0	0.0
Revenues	Department of Housing	0.0	569.4	11.0
	Sources Total	558.4	569.4	580.4
Uses				
Transfer Due to Fund Balance Cap	Department of Fire, Building and Life Safety	558.4	0.0	0.0
	Uses Total	558.4	0.0	0.0
	Manufactured Housing Cash Bonds Ending Balance	0.0	569.4	580.4

Fund Balances and Description Table for All Non-General Funds

Fund Number 3725 Contractors Prompt Pay Complaint fund

Link To Flow Chart

ARS § 32-1129.02

The Contractors Prompt Payment Complaint Fund holds revenues made up of; licensed contractor, licensed subcontractor, or material supplier complainants' cash deposits held in lieu of surety bonds until a complaint is settled. The deposits are used to secure the payment of claims under ARS § 32-1129.02.

	FY 2016	FY 2017	FY 2018
Sources			
Beginning Balance	8.0	6.5	6.5
Revenues Registrar of Contractors	(1.5)	0.0	0.0
Sources Total	6.5	6.5	6.5
Uses			
Uses Total	0.0	0.0	0.0
Contractors Prompt Pay Complaint fund Ending Balance	6.5	6.5	6.5

Fund Number 3727 Insurance Tax Premium Clearing Fund

Link To Flow Chart

A.R.S. § 20-224

Specified taxes on vehicle insurance premiums are transferred to the Department of Public Safety Personnel Retirement System, and taxes on fire insurance premiums are transferred to municipal fire districts to pay fire fighter pension obligations.

	FY 2016	FY 2017	FY 2018
Sources			
Beginning Balance	13,690.1	2,967.7	0.0
Revenues Department of Insurance	(10,722.4)	(2,967.7)	0.0
Sources Total	2,967.7	0.0	0.0
Uses			
Uses Total	0.0	0.0	0.0
Insurance Tax Premium Clearing Fund Ending Balance	2,967.7	0.0	0.0

Fund Balances and Description Table for All Non-General Funds

Fund Number 3728 Underground Storage Clearing Account Fund

Link To Flow Chart

A.R.S. § 28-6007

The Fund is a clearing account designed to collect monies by the Department of Transportation to be transferred to the Department of Environmental Quality for deposit in the UST Revolving Fund.

	FY 2016	FY 2017	FY 2018
Sources			
Beginning Balance	242.2	3,054.4	1,013.2
Revenues	Department of Transportation 2,812.2	(2,041.2)	109.0
Sources Total	3,054.4	1,013.2	1,122.2
Uses			
Uses Total	0.0	0.0	0.0
Underground Storage Clearing Account Fund Ending Balance	3,054.4	1,013.2	1,122.2

Fund Number 3732 Land Clearance Fund

Link To Flow Chart

A.R.S. § 37-521

Any revenue collected by the State Land Department is held in the Fund until the end of a given month, at that time is distributed to beneficiaries or permanent funds. Its purpose is merely to create efficiency by limiting the number of transfers within a year.

	FY 2016	FY 2017	FY 2018
Sources			
Beginning Balance	27,829.8	8,053.3	7,955.3
Revenues	Land Department (18,858.5)	2.0	2.0
Sources Total	8,971.3	8,055.3	7,957.3
Uses			
Non-Appropriated Expenditures Land Department	918.0	100.0	100.0
Uses Total	918.0	100.0	100.0
Land Clearance Fund Ending Balance	8,053.3	7,955.3	7,857.3

Fund Balances and Description Table for All Non-General Funds

Fund Number 3737 Rental Tax and Bond Deposit Fund

Link To Flow Chart

A.R.S. §28-1865D

This fund is comprised of: Highway Property Rentals Account (used to collect 24% of the ADOT's rental income from condemned properties for distribution to the local county); Privilege Tax Account (used to collect monies from renters of properties previously acquired by ADOT for use in future highway development); MVD bond deposits; and MVD financial responsibility deposits.

	FY 2016	FY 2017	FY 2018
Sources			
Beginning Balance	648.2	1,329.6	2,179.6
Revenues Department of Transportation	682.3	851.0	1,144.0
Sources Total	1,330.5	2,180.6	3,323.6
Uses			
Non-Appropriated Expenditures Department of Transportation	0.9	1.0	1.0
Uses Total	0.9	1.0	1.0
Rental Tax and Bond Deposit Fund Ending Balance	1,329.6	2,179.6	3,322.6

Fund Number 3741 Treasurers Banking Investment Services

Link To Flow Chart

A.R.S. § 35-325.B

Revenues are from interest earnings on the General Fund. These monies are used to pay the State's banking services costs. Any excess monies are deposited back into the General Fund.

	FY 2016	FY 2017	FY 2018
Sources			
Beginning Balance	0.0	0.0	0.0
Revenues Treasurer	3,764.0	3,800.0	3,800.0
Sources Total	3,764.0	3,800.0	3,800.0
Treasurers Banking Investment Services Ending Balance	3,764.0	3,800.0	3,800.0

Fund Balances and Description Table for All Non-General Funds

Fund Number 3791 AHCCCS - 3rd Party Collection Fund

Link To Flow Chart

A.R.S. § 36-2913 (D)

This fund consists of recoveries from third parties for AHCCCS costs. Expenses are distributions to the AHCCCS fund, ALTCS fund, or KidsCare fund, and are used to offset state and federal obligations for these programs. Contractor fees are also included in expenditures.

		FY 2016	FY 2017	FY 2018
Sources				
Beginning Balance		1,416.1	1,302.5	902.5
Revenues	Arizona Health Care Cost Containment System	656.4	840.0	840.0
	Sources Total	2,072.5	2,142.5	1,742.5
Uses				
Non-Appropriated Expenditures	Arizona Health Care Cost Containment System	770.0	1,240.0	1,240.0
	Uses Total	770.0	1,240.0	1,240.0
	AHCCCS - 3rd Party Collection Fund Ending Balance	1,302.5	902.5	502.5

Fund Number 3795 State Treasurer's Operating Fund

Link To Flow Chart

A.R.S. § 35-316

Revenues are received from fees charged to investments managed by the Treasurer's Office and are used to operate the Treasurer's Office. Any fees collected in excess of the amount appropriated is deposited into the General Fund.

		FY 2016	FY 2017	FY 2018
Sources				
Beginning Balance		426.3	582.9	582.9
Revenues	Treasurer	2,571.8	2,559.3	2,559.3
	Sources Total	2,998.1	3,142.2	3,142.2
Uses				
Operating Expenditures/Appropriations	Treasurer	2,410.0	2,559.3	2,559.3
Administrative Adjustments	Treasurer	5.2	0.0	0.0
Risk Management Adjustment	Treasurer	0.0	0.0	0.8
Retirement Adjustment	Treasurer	0.0	0.0	0.3
	Uses Total	2,415.2	2,559.3	2,560.4
	State Treasurer's Operating Fund Ending Balance	582.9	582.9	581.8

Fund Balances and Description Table for All Non-General Funds

Fund Number 3799

State Treasurer's Management Fund

[Link To Flow Chart](#)

A.R.S. § 35-326

Revenues are received from management fees charged by the Treasurer on long-term, local government investment pools and are used for Treasurer's Office personnel and operating costs relating to technology and investments.

		<u>FY 2016</u>	<u>FY 2017</u>	<u>FY 2018</u>
Sources				
Beginning Balance		377.7	346.2	346.2
Revenues	Treasurer	196.6	195.6	195.6
Sources Total		574.3	541.8	541.8
Uses				
Operating Expenditures/Appropriations	Treasurer	196.6	195.6	195.6
Administrative Adjustments	Treasurer	31.5	0.0	0.0
Uses Total		228.1	195.6	195.6
State Treasurer's Management Fund Ending Balance		346.2	346.2	346.2

Fund Number 4001

Arizona Exposition and State Fair Fund

[Link To Flow Chart](#)

A.R.S. § 3-1005

Revenue is generated by proceeds from the State Fair and other events at the fair grounds and the revenue is used to hold the Arizona State Fair and all interim events.

		<u>FY 2016</u>	<u>FY 2017</u>	<u>FY 2018</u>
Sources				
Beginning Balance		3,376.6	3,782.1	4,844.6
Revenues	Exposition & State Fair	12,188.1	12,675.8	12,929.6
Sources Total		15,564.7	16,457.9	17,774.2
Uses				
Operating Expenditures/Appropriations	Exposition & State Fair	11,290.7	11,613.3	12,113.3
Operating Expenditures/Appropriations	Capital Projects	0.0	0.0	1,000.0
Capital Expenditures/Appropriations	Exposition & State Fair	491.9	0.0	0.0
Risk Management Adjustment	Exposition & State Fair	0.0	0.0	(33.3)
Retirement Adjustment	Exposition & State Fair	0.0	0.0	0.5
Uses Total		11,782.6	11,613.3	13,080.5
Arizona Exposition and State Fair Fund Ending Balance		3,782.1	4,844.6	4,693.7

Fund Balances and Description Table for All Non-General Funds

Fund Number 4002

ARCOR Enterprises Revolving Fund

[Link To Flow Chart](#)

A.R.S. § 41-1624

Revenue is generated from the sale of goods produced by Arizona Correctional Industries (ACI) and is used to pay operating expenses of ACI or for inmate treatment programs at the State prisons.

		<u>FY 2016</u>	<u>FY 2017</u>	<u>FY 2018</u>
Sources				
Beginning Balance		6,959.1	9,428.0	9,316.5
Revenues	Department of Corrections	42,186.2	39,759.5	39,759.5
Sources Total		49,145.3	49,187.5	49,076.0
Uses				
Non-Appropriated Expenditures	Department of Corrections	39,717.3	38,871.0	38,871.0
Legislative Fund Transfers	Department of Corrections	0.0	1,000.0	0.0
Retirement Adjustment	Department of Corrections	0.0	0.0	40.8
Uses Total		39,717.3	39,871.0	38,911.8
ARCOR Enterprises Revolving Fund Ending Balance		9,428.0	9,316.5	10,164.2

Fund Number 4003

Industries for the Blind Fund

[Link To Flow Chart](#)

A.R.S. § 41-1975

The Arizona Industries for the Blind (AIB) Fund consists of all revenue generated by enterprises conducted by AIB. Funds are expended by AIB to operate business segments designed to assist in the employment and career enhancement of blind and visually impaired individuals.

		<u>FY 2016</u>	<u>FY 2017</u>	<u>FY 2018</u>
Sources				
Beginning Balance		2,582.3	3,687.9	0.0
Revenues	Department of Economic Security	19,994.4	19,994.4	0.0
Sources Total		22,576.7	23,682.3	0.0
Uses				
Non-Appropriated Expenditures	Department of Economic Security	18,888.8	19,770.4	0.0
Legislative Fund Transfers	Department of Economic Security	0.0	3,911.9	0.0
Uses Total		18,888.8	23,682.3	0.0
Industries for the Blind Fund Ending Balance		3,687.9	0.0	0.0

Fund Balances and Description Table for All Non-General Funds

Fund Number 4007 Game and Fish Publications Revolving Fund

Link To Flow Chart

A.R.S. § 17-269

Revenues are generated from the sale of and used for the production of agency publications about wildlife, fish, and recreation.

	FY 2016	FY 2017	FY 2018
Sources			
Beginning Balance	42.9	67.4	92.0
Revenues Game & Fish Department	174.0	174.1	174.1
Sources Total	216.9	241.5	266.1
Uses			
Non-Appropriated Expenditures Game & Fish Department	149.5	149.5	149.5
Uses Total	149.5	149.5	149.5
Game and Fish Publications Revolving Fund Ending Balance	67.4	92.0	116.6

Fund Number 4008 Gift Shop Revolving Fund

Link To Flow Chart

A.R.S. § 41-151.24

Deposits into the Gift Shop Revolving Fund come from sales of merchandise in the Department's Gift Shop at the Capitol Museum. Receipts are used for the acquisition of additional merchandise as well as to help cover the cost of operations.

	FY 2016	FY 2017	FY 2018
Sources			
Beginning Balance	78.6	41.7	21.0
Revenues Department of State - Secretary of State	82.6	85.0	85.0
Sources Total	161.2	126.7	106.0
Uses			
Non-Appropriated Expenditures Department of State - Secretary of State	119.5	105.7	105.7
Uses Total	119.5	105.7	105.7
Gift Shop Revolving Fund Ending Balance	41.7	21.0	0.3

Fund Balances and Description Table for All Non-General Funds

Fund Number 4009 Resource Analysis Revolving Fund

Link To Flow Chart

A.R.S. § 37-176

The State Land Department uses the Resource Analysis Revolving Fund for those expenses related to data processing and support for the state's geographic information system (GIS). The fund collects receipts from the sale of Department-provided GIS products and services and is exempted from the lapsing of appropriations.

	FY 2016	FY 2017	FY 2018
Sources			
Beginning Balance	113.6	108.8	58.8
Revenues Land Department	105.1	100.0	100.0
Sources Total	218.7	208.8	158.8
Uses			
Non-Appropriated Expenditures Land Department	109.9	150.0	150.0
Uses Total	109.9	150.0	150.0
Resource Analysis Revolving Fund Ending Balance	108.8	58.8	8.8

Fund Number 4011 Real Estate Education Revolving Fund

Link To Flow Chart

A.R.S. § 32-2107(E)

Revenues consist of monies received from the sale of educational matter and grants of monies to be used in the production of educational products. Funds are used for the printing of a compilation of real estate laws and rules and other educational publications and for such other educational efforts necessary for the guidance and assistance of licensees and the public.

	FY 2016	FY 2017	FY 2018
Sources			
Beginning Balance	36.8	29.9	23.7
Revenues Department of Real Estate	4.9	9.5	6.5
Sources Total	41.7	39.4	30.2
Uses			
Non-Appropriated Expenditures Department of Real Estate	11.0	15.7	15.7
Transfer Due to Fund Balance Department of Real Estate Cap	0.8	0.0	0.0
Uses Total	11.8	15.7	15.7
Real Estate Education Revolving Fund Ending Balance	29.9	23.7	14.5

Fund Balances and Description Table for All Non-General Funds

Fund Number 4013 **Indian Affairs Comm Publications Fund**

Link To Flow Chart

A.R.S. § 41-543

The source of this fund is donations and revenues collected from the sale of the Tribal-State Resource Directory. The fund is used to pay for the publication of the Tribal-State Resource Directory and any other related expenses.

	FY 2016	FY 2017	FY 2018
Sources			
Beginning Balance	1.0	1.0	0.0
Sources Total	1.0	1.0	0.0
Uses			
Legislative Fund Transfers Governor's Office on Tribal Relations	0.0	1.0	0.0
Uses Total	0.0	1.0	0.0
Indian Affairs Comm Publications Fund Ending Balance	1.0	0.0	0.0

Fund Number 4014 **Arizona Indian Town Hall Fund**

Link To Flow Chart

A.R.S. § 41-545

The source of this fund is admission fees charged at the Arizona Indian Town Hall. This fund is used to defray the administrative costs of the Arizona Indian Town Hall each year.

	FY 2016	FY 2017	FY 2018
Sources			
Beginning Balance	0.1	0.1	0.1
Sources Total	0.1	0.1	0.1
Uses			
Uses Total	0.0	0.0	0.0
Arizona Indian Town Hall Fund Ending Balance	0.1	0.1	0.1

Fund Balances and Description Table for All Non-General Funds

Fund Number 4100

Water Quality Fee Fund

[Link To Flow Chart](#)

A.R.S. § 49-210

Revenues in the fund consist of fees received from technical reviews, inspections, permit issuance, annual aquifer protection permit, and dry well registration fees. The fund supports statutory activities that are designed to ensure that the surface and groundwater meet state and federal water quality standards.

		FY 2016	FY 2017	FY 2018
Sources				
Beginning Balance		5,775.9	6,259.1	2,779.9
Revenues	Department of Environmental Quality	6,797.5	7,028.2	9,322.7
Sources Total		12,573.4	13,287.3	12,102.6
Uses				
Operating Expenditures/Appropriations	Department of Environmental Quality	6,314.3	10,507.4	10,507.4
Retirement Adjustment	Department of Environmental Quality	0.0	0.0	0.8
Uses Total		6,314.3	10,507.4	10,508.2
Water Quality Fee Fund Ending Balance		6,259.1	2,779.9	1,594.4

Fund Number 4202

DHS Internal Services Fund

[Link To Flow Chart](#)

A.R.S. § 35-142

This is an internal revolving used by the Department of Health Services' warehouse to purchase goods. Revenues are provided by charges to other departmental operating funds to purchase goods from the warehouse.

		FY 2016	FY 2017	FY 2018
Sources				
Beginning Balance		96.9	92.5	88.2
Sources Total		96.9	92.5	88.2
Uses				
Non-Appropriated Expenditures	Department of Health Services	4.4	4.3	4.3
Uses Total		4.4	4.3	4.3
DHS Internal Services Fund Ending Balance		92.5	88.2	83.9

Fund Balances and Description Table for All Non-General Funds

Fund Number 4203

Admin - AFIS II Collections Fund

[Link To Flow Chart](#)

A.R.S. § 35-142(E)

Monies are collected from other funding sources, excluding the General Fund and Federal Funds, to supplement the cost of operating the Arizona Financial Information System (AFIS).

		<u>FY 2016</u>	<u>FY 2017</u>	<u>FY 2018</u>
Sources				
Beginning Balance		1,554.2	1,145.1	1,144.1
Revenues	Department of Administration	(1.2)	0.0	0.0
Sources Total		1,553.0	1,145.1	1,144.1
Uses				
Non-Appropriated Expenditures	Department of Administration	407.9	1.0	376.9
Risk Management Adjustment	Department of Administration	0.0	0.0	(0.5)
Uses Total		407.9	1.0	376.4
Admin - AFIS II Collections Fund Ending Balance		1,145.1	1,144.1	767.7

Fund Number 4204

Motor Pool Revolving Fund

[Link To Flow Chart](#)

A.R.S. § 41-804

Revenues are received via charges to agencies for the use of motor pool vehicles. The fund is used to acquire, maintain, and coordinate motor pool vehicles for use by State agencies.

		<u>FY 2016</u>	<u>FY 2017</u>	<u>FY 2018</u>
Sources				
Beginning Balance		2,406.2	2,779.9	(136.4)
Revenues	Department of Administration	7,773.9	7,965.0	7,791.2
Sources Total		10,180.1	10,744.9	7,654.8
Uses				
Operating Expenditures/Appropriations	Department of Administration	6,871.5	10,151.3	10,151.3
Administrative Adjustments	Department of Administration	528.7	730.0	0.0
Risk Management Adjustment	Department of Administration	0.0	0.0	(24.2)
Retirement Adjustment	Department of Administration	0.0	0.0	0.1
Uses Total		7,400.2	10,881.3	10,127.2
Motor Pool Revolving Fund Ending Balance		2,779.9	(136.4)	(2,472.4)

Note: The Department will manage expenditures to ensure a positive ending balance.

Fund Balances and Description Table for All Non-General Funds

Fund Number 4208 Special Services Fund

Link To Flow Chart

A.R.S § 35-193.02

State agencies make payments into the fund for services performed by DOA. This fund is used by ADOA to fund the state-wide mail service. It also supports the operations of the State Boards' Office through charges to agencies for their use of centralized services.

		FY 2016	FY 2017	FY 2018
Sources				
Beginning Balance		69.2	98.3	118.7
Revenues	Department of Administration	809.2	1,405.7	1,625.9
Revenues	State Boards Office	150.7	0.0	0.0
Sources Total		1,029.1	1,504.0	1,744.6
Uses				
Operating Expenditures/Appropriations	Department of Administration	0.0	592.2	809.9
Operating Expenditures/Appropriations	State Boards Office	140.6	0.0	0.0
Administrative Adjustments	Department of Administration	7.7	7.2	0.0
Non-Appropriated Expenditures	Department of Administration	782.5	785.9	785.9
Risk Management Adjustment	Department of Administration	0.0	0.0	(0.3)
Retirement Adjustment	Department of Administration	0.0	0.0	0.1
Uses Total		930.8	1,385.3	1,595.6
Special Services Fund Ending Balance		98.3	118.7	149.0

Fund Number 4209 DOE Internal Services Fund

Link To Flow Chart

A.R.S. § 35-142 (E)

This fund primarily houses the federal cost allocation monies collected by the Arizona Department of Education and is used to support the indirect administrative costs associated with federal programs.

		FY 2016	FY 2017	FY 2018
Sources				
Beginning Balance		1,715.8	1,609.1	2,244.6
Revenues	Department of Education	4,587.5	5,175.0	5,175.0
Sources Total		6,303.3	6,784.1	7,419.6
Uses				
Non-Appropriated Expenditures	Department of Education	4,694.2	4,539.5	4,539.5
Risk Management Adjustment	Department of Education	0.0	0.0	0.1
Retirement Adjustment	Department of Education	0.0	0.0	0.1
Uses Total		4,694.2	4,539.5	4,539.7
DOE Internal Services Fund Ending Balance		1,609.1	2,244.6	2,879.9

Fund Balances and Description Table for All Non-General Funds

Fund Number 4210

Education Commodity Fund

Link To Flow Chart

A.R.S. § 35-142 (C)

Fund contains fees received from school districts for their participation in the federal commodities program, and are used to support the administration of the program. Pursuant to federal guidelines, any current year "excess funds" shall be used on an annual basis to reduce the fees that school districts are charged or that the funds shall be returned to them.

		FY 2016	FY 2017	FY 2018
Sources				
Beginning Balance		126.3	256.9	151.6
Revenues	Department of Education	322.4	150.0	150.0
Sources Total		448.7	406.9	301.6
Uses				
Non-Appropriated Expenditures	Department of Education	191.8	255.3	255.3
Retirement Adjustment	Department of Education	0.0	0.0	0.1
Uses Total		191.8	255.3	255.4
Education Commodity Fund Ending Balance		256.9	151.6	46.2

Fund Number 4211

Education Printing Fund

Link To Flow Chart

A.R.S. §15-237

Print shop charges are used to support the costs of the education print shop that prints, copies, and distributes pamphlets, forms, instructions, and other documents.

		FY 2016	FY 2017	FY 2018
Sources				
Beginning Balance		1,209.6	807.3	594.2
Revenues	Department of Education	899.6	1,025.0	1,025.0
Sources Total		2,109.2	1,832.3	1,619.2
Uses				
Non-Appropriated Expenditures	Department of Education	1,301.9	1,238.1	1,238.1
Retirement Adjustment	Department of Education	0.0	0.0	0.1
Uses Total		1,301.9	1,238.1	1,238.2
Education Printing Fund Ending Balance		807.3	594.2	381.0

Fund Balances and Description Table for All Non-General Funds

Fund Number 4213

Co-op State Purchasing Fund

Link To Flow Chart

A.R.S § 35-142(E)

Revenues to this fund are derived from a 1% administrative fee charged to vendors when co-op members utilize state contracts. Monies in the fund are used to operate and maintain the automated procurement system and to administer and support the membership list.

		<u>FY 2016</u>	<u>FY 2017</u>	<u>FY 2018</u>
Sources				
Beginning Balance		2,594.1	1,381.2	1,381.2
Revenues	Department of Administration	3,166.8	3,164.0	3,164.0
Sources Total		5,760.9	4,545.2	4,545.2
Uses				
Non-Appropriated Expenditures	Department of Administration	4,379.7	3,164.0	4,164.0
Risk Management Adjustment	Department of Administration	0.0	0.0	(1.2)
Retirement Adjustment	Department of Administration	0.0	0.0	0.2
Uses Total		4,379.7	3,164.0	4,163.0
Co-op State Purchasing Fund Ending Balance		1,381.2	1,381.2	382.2

Fund Number 4214

State Surplus Property Fund

Link To Flow Chart

A.R.S § 41-2606(A)

Revenues from the sale of state surplus property are used to collect, store, and administer the sale of surplus property.

		<u>FY 2016</u>	<u>FY 2017</u>	<u>FY 2018</u>
Sources				
Beginning Balance		545.0	298.8	(1,012.5)
Revenues	Department of Administration	2,073.2	1,940.7	1,905.2
Sources Total		2,618.2	2,239.5	892.7
Uses				
Operating Expenditures/Appropriations	Department of Administration	1,951.3	2,947.0	2,947.0
Administrative Adjustments	Department of Administration	71.0	305.0	0.0
Transfer Due to Fund Balance Cap	Department of Administration	297.1	0.0	0.0
Risk Management Adjustment	Department of Administration	0.0	0.0	(1.1)
Retirement Adjustment	Department of Administration	0.0	0.0	0.1
Uses Total		2,319.4	3,252.0	2,946.0
State Surplus Property Fund Ending Balance		298.8	(1,012.5)	(2,053.3)

Note: The Department will manage expenditures to ensure a positive ending balance. A General Appropriations Act footnote appropriates all monies in excess of \$2.9 million to the Department.

Fund Balances and Description Table for All Non-General Funds

Fund Number 4215

Admin - Surplus Property/Federal Fund

Link To Flow Chart

A.R.S § 41-2606(B)

Revenue from the sale of federal surplus property is used to collect, store, and administer the sale of federal surplus property.

		<u>FY 2016</u>	<u>FY 2017</u>	<u>FY 2018</u>
Sources				
Beginning Balance		102.7	72.7	(368.6)
Revenues	Department of Administration	14.7	23.7	17.3
	Sources Total	117.4	96.4	(351.3)
Uses				
Operating Expenditures/Appropriations	Department of Administration	44.1	464.5	464.5
Administrative Adjustments	Department of Administration	0.6	0.5	0.0
Risk Management Adjustment	Department of Administration	0.0	0.0	(0.1)
	Uses Total	44.7	465.0	464.4
Admin - Surplus Property/Federal Fund Ending Balance		72.7	(368.6)	(815.7)

Note: The Department will manage expenditures to ensure a positive ending balance.

Fund Balances and Description Table for All Non-General Funds

Fund Number 4216

Risk Management Revolving Fund

Link To Flow Chart

A.R.S. § 41-622

Risk Management annually invoices all State agencies, boards, and commissions a cost allocation of the Risk Management program to provide monies to pay for the State's property, liability and workers' compensation losses, and to purchase insurance coverage for losses not covered under the State's self-insured limits. An allocation for costs associated with workers' compensation claims are collected each payroll period from ERE.

		FY 2016	FY 2017	FY 2018
Sources				
Beginning Balance		84,758.8	63,481.7	34,481.4
Revenues	Department of Administration	102,796.1	101,145.5	97,619.4
	Sources Total	187,554.9	164,627.2	132,100.8
Uses				
Operating Expenditures/Appropriations	Department of Administration	89,127.6	108,305.0	92,580.6
Operating Expenditures/Appropriations	Attorney General - Department of Law	8,697.3	9,406.7	9,406.7
Operating Expenditures/Appropriations	Department of Public Safety	1,228.1	1,263.7	1,263.7
Administrative Adjustments	Department of Administration	13,393.8	0.0	0.0
Administrative Adjustments	Attorney General - Department of Law	10.0	0.0	0.0
Non-Appropriated Expenditures	Department of Corrections	1,180.8	500.0	500.0
Legislative Fund Transfers	Department of Administration	10,435.6	10,670.4	0.0
Risk Management Adjustment	Department of Administration	0.0	0.0	(7.0)
Risk Management Adjustment	Attorney General - Department of Law	0.0	0.0	19.9
Retirement Adjustment	Attorney General - Department of Law	0.0	0.0	1.2
Retirement Adjustment	Department of Administration	0.0	0.0	0.7
Retirement Adjustment	Department of Public Safety	0.0	0.0	50.5
	Uses Total	124,073.2	130,145.8	103,816.3
	Risk Management Revolving Fund Ending Balance	63,481.7	34,481.4	28,284.5

Fund Balances and Description Table for All Non-General Funds

Fund Number 4219

Construction Insurance Fund

Link To Flow Chart

A.R.S § 41-622

Risk management annually invoices all State agencies, boards, and commissions based on their estimated construction, architect and engineer contract expenditures, if any. This fund provides monies for property and liability losses and to purchase insurance coverage for losses not covered under self-insured limits.

		FY 2016	FY 2017	FY 2018
Sources				
Beginning Balance		5,961.3	14,251.5	12,428.7
Revenues	Department of Administration	4,633.2	3,000.0	3,000.0
Sources Total		10,594.5	17,251.5	15,428.7
Uses				
Non-Appropriated Expenditures	Department of Administration	(3,657.0)	4,822.8	6,812.8
Risk Management Adjustment	Department of Administration	0.0	0.0	(0.3)
Retirement Adjustment	Department of Administration	0.0	0.0	0.1
Uses Total		(3,657.0)	4,822.8	6,812.6
Construction Insurance Fund Ending Balance		14,251.5	12,428.7	8,616.1

Fund Number 4220

Arizona Financial Information System Collections Fund

Link To Flow Chart

A.R.S § 41-740.01

The fund collects revenue through a charge to State agencies based on transactions within the accounting system. Expenditures from the fund are used to operate the state accounting system.

		FY 2016	FY 2017	FY 2018
Sources				
Beginning Balance		0.0	502.2	502.2
Revenues	Department of Administration	7,565.3	9,406.3	9,406.3
Sources Total		7,565.3	9,908.5	9,908.5
Uses				
Operating Expenditures/Appropriations	Department of Administration	7,063.1	9,406.3	9,406.3
Retirement Adjustment	Department of Administration	0.0	0.0	0.5
Uses Total		7,063.1	9,406.3	9,406.8
Arizona Financial Information System Collections Fund Ending Balance		502.2	502.2	501.7

Fund Balances and Description Table for All Non-General Funds

Fund Number 4221

ASDB Cooperative Services Fund

Link To Flow Chart

A.R.S. § 15-1302

Revenues consist of tuition payments made by participating school districts or special education voucher monies claimed on their behalf by the Arizona School for the Deaf and Blind. Funds are used to support educational programs and supplemental services offered at the five state regional cooperatives.

		FY 2016	FY 2017	FY 2018
Sources				
Beginning Balance		1,455.3	3,057.2	4,543.9
Revenues	Schools for the Deaf and the Blind	14,988.0	14,776.7	14,926.5
Sources Total		16,443.3	17,833.9	19,470.4
Uses				
Non-Appropriated Expenditures	Schools for the Deaf and the Blind	13,386.1	13,290.0	13,290.0
Risk Management Adjustment	Schools for the Deaf and the Blind	0.0	0.0	(1.9)
Retirement Adjustment	Schools for the Deaf and the Blind	0.0	0.0	1.7
Uses Total		13,386.1	13,290.0	13,289.8
ASDB Cooperative Services Fund Ending Balance		3,057.2	4,543.9	6,180.6

Fund Number 4222

Facilities Use Fund (Enterprise Fund)

Link To Flow Chart

A.R.S. § 15-1323 (C)

Fund consists of revenues from rental fees and other charges received for the use of the school auditorium for non-school events. The monies are used to pay for maintenance costs associated with operating the Tucson auditorium and associated facilities.

		FY 2016	FY 2017	FY 2018
Sources				
Beginning Balance		232.2	179.8	127.4
Revenues	Schools for the Deaf and the Blind	84.0	84.0	84.0
Sources Total		316.2	263.8	211.4
Uses				
Non-Appropriated Expenditures	Schools for the Deaf and the Blind	136.4	136.4	136.4
Risk Management Adjustment	Schools for the Deaf and the Blind	0.0	0.0	(0.2)
Uses Total		136.4	136.4	136.2
Facilities Use Fund (Enterprise Fund) Ending Balance		179.8	127.4	75.2

Fund Balances and Description Table for All Non-General Funds

Fund Number 4230

Automation Operations Fund

[Link To Flow Chart](#)

A.R.S. § 41-711

This fund is used to provide integrated, centralized data processing services to State and other governmental agencies as authorized by Arizona statutes. Funding to support operating costs is achieved by charging a fee for each service provided.

		FY 2016	FY 2017	FY 2018
Sources				
Beginning Balance		11,421.3	13,653.5	7,567.3
Revenues	Department of Administration	27,389.3	26,000.0	26,000.0
Sources Total		38,810.6	39,653.5	33,567.3
Uses				
Operating Expenditures/Appropriations	Department of Administration	19,278.5	23,937.6	31,540.6
Administrative Adjustments	Department of Administration	178.6	266.4	0.0
Legislative Fund Transfers	Department of Administration	5,700.0	7,882.2	0.0
Risk Management Adjustment	Department of Administration	0.0	0.0	(17.4)
Retirement Adjustment	Department of Administration	0.0	0.0	1.0
Uses Total		25,157.1	32,086.2	31,524.2
Automation Operations Fund Ending Balance		13,653.5	7,567.3	2,043.1

Fund Number 4231

Telecommunications Fund

[Link To Flow Chart](#)

A.R.S. § 41-713

Revenues for this fund are derived from agencies in payment for services provided by the Enterprise Infrastructure and Communications Office. The Office is tasked with establishing and overseeing a statewide contract for telecommunications services and equipment.

		FY 2016	FY 2017	FY 2018
Sources				
Beginning Balance		671.5	771.6	509.5
Revenues	Department of Administration	1,629.6	1,758.0	1,758.0
Sources Total		2,301.1	2,529.6	2,267.5
Uses				
Operating Expenditures/Appropriations	Department of Administration	1,529.5	2,020.1	1,845.1
Risk Management Adjustment	Department of Administration	0.0	0.0	(0.9)
Retirement Adjustment	Department of Administration	0.0	0.0	0.1
Uses Total		1,529.5	2,020.1	1,844.3
Telecommunications Fund Ending Balance		771.6	509.5	423.2

Fund Balances and Description Table for All Non-General Funds

Fund Number 4240

Attorney General Legal Services Cost Allocation Fund

Link To Flow Chart

A.R.S. § 41-191

Revenue is received from a flat rate charged to specific agencies as defined by the Appropriations Report and is used to provide legal services for state agencies.

		FY 2016	FY 2017	FY 2018
Sources				
Beginning Balance		910.0	525.8	248.1
Revenues	Attorney General - Department of Law	1,692.4	1,802.7	1,802.7
	Sources Total	2,602.4	2,328.5	2,050.8
Uses				
Operating Expenditures/Appropriations	Attorney General - Department of Law	2,073.9	2,080.4	2,084.0
Administrative Adjustments	Attorney General - Department of Law	2.7	0.0	0.0
Risk Management Adjustment	Attorney General - Department of Law	0.0	0.0	28.3
Retirement Adjustment	Attorney General - Department of Law	0.0	0.0	0.3
	Uses Total	2,076.6	2,080.4	2,112.6
Attorney General Legal Services Cost Allocation Fund Ending Balance		525.8	248.1	(61.8)

Note: The number of agencies charged a flat rate for AG legal services has decreased over the years due mainly to consolidations or exemptions. The Department can only spend the amount received in revenue.

Fund Number 4250

Health Services Lottery Fund

Link To Flow Chart

A.R.S. § 36-108.01

Funding is from Lottery distributions and is used for teenage pregnancy prevention programs, the health start program, and the federal women, infants, and children food program.

		FY 2016	FY 2017	FY 2018
Sources				
Beginning Balance		0.0	9,106.3	6,955.6
Revenues	Department of Health Services	18,911.5	7,308.6	7,391.2
	Sources Total	18,911.5	16,414.9	14,346.8
Uses				
Operating Expenditures/Appropriations	Judiciary	0.0	250.0	0.0
Operating Expenditures/Appropriations	Department of Economic Security	0.0	700.0	700.0
Non-Appropriated Expenditures	Department of Health Services	9,805.2	8,509.3	9,809.3
Retirement Adjustment	Department of Health Services	0.0	0.0	0.1
	Uses Total	9,805.2	9,459.3	10,509.4
Health Services Lottery Fund Ending Balance		9,106.3	6,955.6	3,837.4

Fund Balances and Description Table for All Non-General Funds

Fund Number 4500 Intergovernmental and Interagency Service Agreement

Link To Flow Chart

A.R.S. § 36-108.01

This fund consists of revenues from other state agencies and is used to fund services which DHS has agreed to perform at the request of, or in conjunction with, other state agencies.

	FY 2016	FY 2017	FY 2018
Sources			
Beginning Balance	0.0	94.9	6,059.5
Revenues	Department of Health Services	16,898.6	22,767.2
	Sources Total	16,898.6	22,862.1
Uses			
Non-Appropriated Expenditures	Department of Health Services	16,803.7	16,802.6
Retirement Adjustment	Department of Health Services	0.0	0.2
	Uses Total	16,803.7	16,802.8
Intergovernmental and Interagency Service Agreement Ending Balance	94.9	6,059.5	12,023.9

Fund Number 4502 Interagency Service Agreement BHS

Link To Flow Chart

A.R.S. § 36-108.01

Revenues are from state and federal monies received by the Department of Health Services for Title XIX/XXI behavioral health services. The Department uses this fund to pay regional behavioral health authorities for individuals eligible for Title XIX/XXI behavioral health services.

	FY 2016	FY 2017	FY 2018
Sources			
Beginning Balance	0.0	44,258.0	44,258.0
Revenues	Department of Health Services	2,056,939.9	0.0
	Sources Total	2,056,939.9	44,258.0
Uses			
Non-Appropriated Expenditures	Department of Health Services	2,012,681.9	0.0
	Uses Total	2,012,681.9	35,000.0
Interagency Service Agreement BHS Ending Balance	44,258.0	44,258.0	9,258.0

Fund Balances and Description Table for All Non-General Funds

Fund Number 4503

Intergovernmental Agreement for County BHS

Link To Flow Chart

A.R.S. § 36-108.01

Revenues are from select counties that contract with the Department of Health Services to provide behavioral health services to persons identified as needing behavioral health services through agreements with the counties.

		<u>FY 2016</u>	<u>FY 2017</u>	<u>FY 2018</u>
Sources				
Beginning Balance		0.0	344.8	344.8
Revenues	Department of Health Services	61,222.9	0.0	0.0
	Sources Total	61,222.9	344.8	344.8
Uses				
Non-Appropriated Expenditures	Department of Health Services	60,878.1	0.0	0.0
	Uses Total	60,878.1	0.0	0.0
Intergovernmental Agreement for County BHS Ending Balance		344.8	344.8	344.8

Fund Number 5004

Highway Debt Service Fund

Link To Flow Chart

A.R.S. § 28-7504

This fund is used for principal and interest payments on Highway Revenue Bonds and Grants Anticipation Notes. The source of funding for repayment of the Highway Revenue Bonds is the State Highway Fund. The source of funding for repayment of the Grant Anticipation Notes is federal-aid reimbursements.

		<u>FY 2016</u>	<u>FY 2017</u>	<u>FY 2018</u>
Sources				
Beginning Balance		211,008.8	145,710.1	59,139.6
Revenues	Department of Transportation	145,724.5	145,164.6	198,977.0
	Sources Total	356,733.3	290,874.7	258,116.6
Uses				
Non-Appropriated Expenditures	Department of Transportation	211,023.2	231,735.1	221,732.0
	Uses Total	211,023.2	231,735.1	221,732.0
Highway Debt Service Fund Ending Balance		145,710.1	59,139.6	36,384.6

Fund Balances and Description Table for All Non-General Funds

Fund Number 5005

Certificate of Participation Fund

[Link To Flow Chart](#)

A.R.S. § 35-142(E)

This fund is used to make payments on Certificates of Participation and to pay other related costs. The cost of these payments are billed to various State agencies and collected in this fund.

		<u>FY 2016</u>	<u>FY 2017</u>	<u>FY 2018</u>
Sources				
Beginning Balance		1,233.7	8,930.4	7,257.6
Revenues	Department of Administration	125,273.4	118,913.2	121,513.9
	Sources Total	126,507.1	127,843.6	128,771.5
Uses				
Non-Appropriated Expenditures	Department of Administration	117,576.7	120,586.0	121,513.7
	Uses Total	117,576.7	120,586.0	121,513.7
	Certificate of Participation Fund Ending Balance	8,930.4	7,257.6	7,257.8

Fund Number 5008

Debt Service Fund

[Link To Flow Chart](#)

A.R.S. § 28-6303

The source of funding is excise tax revenue collected in Maricopa County and dedicated to this program. This fund is used for repayment of principal and interest on Transportation Excise Tax Revenue Bonds. These bonds are issued to fund various projects in the Maricopa County Regional Transportation Plan Freeway Program.

		<u>FY 2016</u>	<u>FY 2017</u>	<u>FY 2018</u>
Sources				
Beginning Balance		42.6	989.6	939.6
Revenues	Department of Transportation	103,639.7	102,248.0	446,469.0
	Sources Total	103,682.3	103,237.6	447,408.6
Uses				
Non-Appropriated Expenditures	Department of Transportation	102,692.7	102,298.0	102,298.0
	Uses Total	102,692.7	102,298.0	102,298.0
	Debt Service Fund Ending Balance	989.6	939.6	345,110.6

Fund Balances and Description Table for All Non-General Funds

Fund Number 5010 School Facilities Revenue Bond Debt Service Fund

Link To Flow Chart

A.R.S. § 15-2054

Revenues to the fund are derived from special transaction privilege taxes and are used to pay the debt service for specific revenue bond issuances for the Deficiency Corrections Program.

	FY 2016	FY 2017	FY 2018
Sources			
Beginning Balance	14,515.9	9,038.3	9,034.6
Revenues School Facilities Board	64,189.4	64,142.5	64,133.4
Sources Total	78,705.3	73,180.8	73,168.0
Uses			
Non-Appropriated Expenditures School Facilities Board	69,667.0	64,146.2	64,146.2
Uses Total	69,667.0	64,146.2	64,146.2
School Facilities Revenue Bond Debt Service Fund Ending Balance	9,038.3	9,034.6	9,021.8

Fund Number 5020 School Facilities Revenue Bond Debt Fund

Link To Flow Chart

A.R.S. § 15-2084

Revenues to the fund are derived from special transaction privilege taxes and are used to pay the debt service for specific revenue bond issuances for the Deficiency Corrections Program.

	FY 2016	FY 2017	FY 2018
Sources			
Beginning Balance	0.3	0.3	0.3
Sources Total	0.3	0.3	0.3
Uses			
Uses Total	0.0	0.0	0.0
School Facilities Revenue Bond Debt Fund Ending Balance	0.3	0.3	0.3

Fund Balances and Description Table for All Non-General Funds

Fund Number 5030 State School Trust Revenue Bond Debt Service Fund

Link To Flow Chart

A.R.S. § 37-521

Revenues consist of monies credited to the fund from the Treasurer's Office and the State Land Department and are used to pay the debt service on State School Trust Revenue bonds.

	FY 2016	FY 2017	FY 2018
Sources			
Beginning Balance	21,225.9	22,957.3	22,954.3
Revenues School Facilities Board	25,096.4	26,443.0	26,446.5
Sources Total	46,322.3	49,400.3	49,400.8
Uses			
Non-Appropriated Expenditures School Facilities Board	23,365.0	26,446.0	26,446.0
Uses Total	23,365.0	26,446.0	26,446.0
State School Trust Revenue Bond Debt Service Fund Ending Balance	22,957.3	22,954.3	22,954.8

Fund Number 5040 2010A Lottery Revenue Bond Debt Service

Link To Flow Chart

A.R.S. § 5-534

Revenues from the proceeds of State lottery revenue bonds are transferred from the General Fund to pay obligations on the bonds.

	FY 2016	FY 2017	FY 2018
Sources			
Beginning Balance	0.0	0.0	0.0
Revenues Department of Administration	37,502.3	37,502.1	37,501.3
Sources Total	37,502.3	37,502.1	37,501.3
Uses			
Non-Appropriated Expenditures Department of Administration	37,502.3	37,502.1	37,501.3
Uses Total	37,502.3	37,502.1	37,501.3
2010A Lottery Revenue Bond Debt Service Ending Balance	0.0	0.0	0.0

Fund Balances and Description Table for All Non-General Funds

Fund Number 7000

Link To Flow Chart

Indirect Cost Fund

A.R.S. § 49-115

Revenues in the fund consist of receipts generated from assessment to other appropriated, non-appropriated (and federal funds in fund # 9000) to cover general administrative costs and overhead necessary to be incurred by the Department of Environment Quality while carrying out the programs paying assessments into the fund. Subject to legislative appropriation, the fund covers administrative personnel and overhead costs that are not directly allocated to the budget of the contributing programs.

		FY 2016	FY 2017	FY 2018
Sources				
Beginning Balance		3,163.9	2,788.6	1,940.2
Revenues	Department of Environmental Quality	11,092.5	12,526.8	12,526.8
	Sources Total	14,256.4	15,315.4	14,467.0
Uses				
Operating Expenditures/Appropriations	Department of Environmental Quality	11,467.8	13,375.2	13,375.2
Risk Management Adjustment	Department of Environmental Quality	0.0	0.0	(26.8)
Retirement Adjustment	Department of Environmental Quality	0.0	0.0	1.1
	Uses Total	11,467.8	13,375.2	13,349.5
	Indirect Cost Fund Ending Balance	2,788.6	1,940.2	1,117.5

Fund Number 7510

Link To Flow Chart

Unemployment Insurance Benefits Fund

A.R.S. § 23-769

Consists of contributions and payments in lieu of contributions, interest earnings, property or securities acquired through the use of monies belonging to the fund and all earnings of such property and securities, all monies credited to Arizona's account in the Unemployment Trust Fund pursuant to section 903 of the Social Security Act, and other monies received for the Fund from any other source. Benefits are paid to individuals who have lost employment through no fault of their own and are actively seeking employment.

		FY 2016	FY 2017	FY 2018
Sources				
Beginning Balance		100,240.6	309,188.8	505,866.5
Revenues	Department of Economic Security	486,904.3	495,577.7	507,600.0
	Sources Total	587,144.9	804,766.5	1,013,466.5
Uses				
Non-Appropriated Expenditures	Department of Economic Security	277,956.1	298,900.0	309,900.0
	Uses Total	277,956.1	298,900.0	309,900.0
	Unemployment Insurance Benefits Fund Ending Balance	309,188.8	505,866.5	703,566.5

Fund Balances and Description Table for All Non-General Funds

Fund Number 8900ASA Indirect Cost Recovery Fund

Link To Flow Chart

A.R.S. § 35-142

Revenue from non-federal research grants to be used for overhead and other indirect costs associated with state level administration of the non-federal research grant programs.

	FY 2016	FY 2017	FY 2018
Sources			
Beginning Balance	1,026.6	693.4	510.5
Revenues ASU - Tempe	6,306.2	6,696.7	6,696.7
Sources Total	7,332.8	7,390.1	7,207.2
Uses			
Non-Appropriated Expenditures ASU - Tempe	6,639.4	6,879.6	6,879.6
Uses Total	6,639.4	6,879.6	6,879.6
Indirect Cost Recovery Fund Ending Balance	693.4	510.5	327.6

Fund Number 8900AWA Indirect Cost Recovery Fund

Link To Flow Chart

A.R.S. § 35-142

Revenue from non-federal research grants to be used for overhead and other indirect costs associated with state level administration of the non-federal research grant programs.

	FY 2016	FY 2017	FY 2018
Sources			
Beginning Balance	0.0	0.0	0.0
Revenues ASU - West	254.4	270.1	270.1
Sources Total	254.4	270.1	270.1
Uses			
Non-Appropriated Expenditures ASU - West	254.4	270.1	270.1
Uses Total	254.4	270.1	270.1
Indirect Cost Recovery Fund Ending Balance	0.0	0.0	0.0

Fund Balances and Description Table for All Non-General Funds

Fund Number 8900AXA Indirect Cost Recovery Fund

Link To Flow Chart

A.R.S. § 35-142

Revenue from non-federal research grants to be used for overhead and other indirect costs associated with state level administration of the non-federal research grant programs.

	FY 2016	FY 2017	FY 2018
Sources			
Beginning Balance	0.0	0.0	0.0
Revenues ASU - Polytechnic	218.2	231.7	231.7
Sources Total	218.2	231.7	231.7
Uses			
Non-Appropriated Expenditures ASU - Polytechnic	218.2	231.7	231.7
Uses Total	218.2	231.7	231.7
Indirect Cost Recovery Fund Ending Balance	0.0	0.0	0.0

Fund Number 8900BRA ABOR Local Fund

Link To Flow Chart

A.R.S. § 35-142

The fund consists of revenues from universities and the state, which are used for the general operation of the Board.

	FY 2016	FY 2017	FY 2018
Sources			
Beginning Balance	4,179.6	4,802.6	2,659.8
Revenues Board of Regents	5,252.5	5,946.4	5,946.4
Sources Total	9,432.1	10,749.0	8,606.2
Uses			
Non-Appropriated Expenditures Board of Regents	4,629.5	8,089.2	6,039.2
Uses Total	4,629.5	8,089.2	6,039.2
ABOR Local Fund Ending Balance	4,802.6	2,659.8	2,567.0

Fund Balances and Description Table for All Non-General Funds

Fund Number 8900NAA Indirect Cost Recovery Fund

Link To Flow Chart

A.R.S. § 35-142

Revenue from non-federal research grants to be used for overhead and other indirect costs associated with state level administration of the non-federal research grant programs.

	FY 2016	FY 2017	FY 2018
Sources			
Beginning Balance	9,779.5	10,164.9	8,031.6
Revenues	Northern Arizona University 692.0	784.0	888.2
Sources Total	10,471.5	10,948.9	8,919.8
Uses			
Non-Appropriated Expenditures Northern Arizona University	306.6	2,917.3	2,248.6
Risk Management Adjustment Northern Arizona University	0.0	0.0	204.1
Uses Total	306.6	2,917.3	2,452.7
Indirect Cost Recovery Fund Ending Balance	10,164.9	8,031.6	6,467.1

Fund Number 8900UAA Indirect Cost Recovery Fund

Link To Flow Chart

A.R.S. § 35-142

Revenue from non-federal research grants to be used for overhead and other indirect costs associated with state level administration of the non-federal research grant programs.

	FY 2016	FY 2017	FY 2018
Sources			
Beginning Balance	0.0	0.0	0.0
Revenues	University of Arizona - Main Campus 10,689.8	11,010.5	11,395.8
Sources Total	10,689.8	11,010.5	11,395.8
Uses			
Non-Appropriated Expenditures University of Arizona - Main Campus	10,689.8	11,010.5	11,395.8
Uses Total	10,689.8	11,010.5	11,395.8
Indirect Cost Recovery Fund Ending Balance	0.0	0.0	0.0

Fund Balances and Description Table for All Non-General Funds

Fund Number 8900UHA Indirect Cost Recovery Fund

Link To Flow Chart

A.R.S. § 35-142

Revenue from non-federal research grants to be used for overhead and other indirect costs associated with state level administration of the non-federal research grant programs.

	FY 2016	FY 2017	FY 2018
Sources			
Beginning Balance	0.0	0.0	0.0
Revenues	4,217.8	4,344.3	4,496.4
University of Arizona - Health Sciences Center			
Sources Total	4,217.8	4,344.3	4,496.4
Uses			
Non-Appropriated Expenditures	4,217.8	4,344.3	4,496.4
University of Arizona - Health Sciences Center			
Uses Total	4,217.8	4,344.3	4,496.4
Indirect Cost Recovery Fund Ending Balance	0.0	0.0	0.0

Fund Number 8901ASA Loan Fund

Link To Flow Chart

A.R.S. § 35-142

Revenue received from interest on federal student loans from federal loan forgiveness programs. The federal government provides approximately 95% of loan funding. The amounts displayed do not include an administrative allowance, which is reflected in another fund.

	FY 2016	FY 2017	FY 2018
Sources			
Beginning Balance	13,727.8	13,588.6	13,449.4
Revenues	369.5	369.5	369.5
ASU - Tempe			
Sources Total	14,097.3	13,958.1	13,818.9
Uses			
Non-Appropriated Expenditures	508.7	508.7	508.7
ASU - Tempe			
Uses Total	508.7	508.7	508.7
Loan Fund Ending Balance	13,588.6	13,449.4	13,310.2

Fund Balances and Description Table for All Non-General Funds

Fund Number 8901NAA Loan Fund

Link To Flow Chart

A.R.S. § 35-142

Revenue received from interest on federal student loans from federal loan forgiveness programs. The federal government provides approximately 95% of loan funding. The amounts displayed does not include an administrative allowance, which is reflected in another fund.

	FY 2016	FY 2017	FY 2018
Sources			
Beginning Balance	34,591.2	34,838.2	34,838.2
Revenues	Northern Arizona University 372.6	394.7	405.8
Sources Total	34,963.8	35,232.9	35,244.0
Uses			
Non-Appropriated Expenditures Northern Arizona University	125.6	394.7	405.8
Uses Total	125.6	394.7	405.8
Loan Fund Ending Balance	34,838.2	34,838.2	34,838.2

Fund Number 8901UAA Loan Fund

Link To Flow Chart

A.R.S. § 35-142

Revenue received from interest on federal student loans from federal loan forgiveness programs. The federal government provides approximately 95% of loan funding. The amounts displayed do not include an administrative allowance, which is reflected in another fund.

	FY 2016	FY 2017	FY 2018
Sources			
Beginning Balance	22,582.7	23,428.6	24,299.8
Revenues	University of Arizona - Main Campus 1,575.0	1,622.3	1,679.0
Sources Total	24,157.7	25,050.9	25,978.8
Uses			
Non-Appropriated Expenditures University of Arizona - Main Campus	729.1	751.1	778.1
Uses Total	729.1	751.1	778.1
Loan Fund Ending Balance	23,428.6	24,299.8	25,200.7

Fund Balances and Description Table for All Non-General Funds

Fund Number 8902ASA Federal Indirect Cost Recovery Fund

Link To Flow Chart

A.R.S. § 35-142

Revenue from federal grants to be used for overhead and other indirect costs associated with state level administration of the federal programs.

	FY 2016	FY 2017	FY 2018
Sources			
Beginning Balance	0.0	0.0	0.0
Revenues ASU - Tempe	54,318.3	57,682.0	57,682.0
Sources Total	54,318.3	57,682.0	57,682.0
Uses			
Non-Appropriated Expenditures ASU - Tempe	54,318.3	57,682.0	57,682.0
Uses Total	54,318.3	57,682.0	57,682.0
Federal Indirect Cost Recovery Fund Ending Balance	0.0	0.0	0.0

Fund Number 8902AWA Federal Indirect Cost Recovery Fund

Link To Flow Chart

A.R.S. § 35-142

Revenue from federal grants to be used for overhead and other indirect costs associated with state level administration of the federal programs.

	FY 2016	FY 2017	FY 2018
Sources			
Beginning Balance	0.0	0.0	0.0
Revenues ASU - West	2,191.1	2,326.7	2,326.7
Sources Total	2,191.1	2,326.7	2,326.7
Uses			
Non-Appropriated Expenditures ASU - West	2,191.1	2,326.7	2,326.7
Uses Total	2,191.1	2,326.7	2,326.7
Federal Indirect Cost Recovery Fund Ending Balance	0.0	0.0	0.0

Fund Balances and Description Table for All Non-General Funds

Fund Number 8902AXA Federal Indirect Cost Recovery Fund

Link To Flow Chart

A.R.S. § 35-142

Revenue from federal grants to be used for overhead and other indirect costs associated with state level administration of the federal programs.

	FY 2016	FY 2017	FY 2018
Sources			
Beginning Balance	0.0	0.0	0.0
Revenues ASU - Polytechnic	1,879.3	1,995.7	1,995.7
Sources Total	1,879.3	1,995.7	1,995.7
Uses			
Non-Appropriated Expenditures ASU - Polytechnic	1,879.3	1,995.7	1,995.7
Uses Total	1,879.3	1,995.7	1,995.7
Federal Indirect Cost Recovery Fund Ending Balance	0.0	0.0	0.0

Fund Number 8902NAA Federal Indirect Cost Recovery Fund

Link To Flow Chart

A.R.S. § 35-142

Revenue from federal grants to be used for overhead and other indirect costs associated with state level administration of the federal programs.

	FY 2016	FY 2017	FY 2018
Sources			
Beginning Balance	0.0	0.0	0.0
Revenues Northern Arizona University	6,720.4	6,787.6	6,855.5
Sources Total	6,720.4	6,787.6	6,855.5
Uses			
Non-Appropriated Expenditures Northern Arizona University	6,720.4	6,787.6	6,855.5
Uses Total	6,720.4	6,787.6	6,855.5
Federal Indirect Cost Recovery Fund Ending Balance	0.0	0.0	0.0

Fund Balances and Description Table for All Non-General Funds

Fund Number 8902UAA Federal Indirect Cost Recovery Fund

Link To Flow Chart

A.R.S. § 35-142

Revenue from federal grants to be used for overhead and other indirect costs associated with state level administration of the federal programs.

		FY 2016	FY 2017	FY 2018
Sources				
Beginning Balance		0.0	0.0	0.0
Revenues	University of Arizona - Main Campus	44,056.6	45,378.3	46,966.5
	Sources Total	44,056.6	45,378.3	46,966.5
Uses				
Non-Appropriated Expenditures	University of Arizona - Main Campus	44,056.6	45,378.3	46,966.5
	Uses Total	44,056.6	45,378.3	46,966.5
	Federal Indirect Cost Recovery Fund Ending Balance	0.0	0.0	0.0

Fund Number 8902UHA Federal Indirect Cost Recovery Fund

Link To Flow Chart

A.R.S. § 35-142

Revenue from federal grants to be used for overhead and other indirect costs associated with state level administration of the federal programs.

		FY 2016	FY 2017	FY 2018
Sources				
Beginning Balance		0.0	0.0	0.0
Revenues	University of Arizona - Health Sciences Center	22,385.9	23,057.5	23,864.5
	Sources Total	22,385.9	23,057.5	23,864.5
Uses				
Non-Appropriated Expenditures	University of Arizona - Health Sciences Center	22,385.9	23,057.5	23,864.5
	Uses Total	22,385.9	23,057.5	23,864.5
	Federal Indirect Cost Recovery Fund Ending Balance	0.0	0.0	0.0

Fund Balances and Description Table for All Non-General Funds

Fund Number 8903ASA Federal Grants Fund

Link To Flow Chart

A.R.S. § 35-142

Fund receives revenue from various federal grants and contracts. Monies are expended as specified by the federal statutes authorizing the grants and contracts.

	FY 2016	FY 2017	FY 2018
Sources			
Beginning Balance	0.0	0.2	0.2
Revenues ASU - Tempe	296,055.9	282,156.1	282,156.1
Sources Total	296,055.9	282,156.3	282,156.3
Uses			
Non-Appropriated Expenditures ASU - Tempe	296,055.7	282,156.1	282,156.1
Uses Total	296,055.7	282,156.1	282,156.1
Federal Grants Fund Ending Balance	0.2	0.2	0.2

Fund Number 8903AWA Federal Grants Fund

Link To Flow Chart

A.R.S. § 35-142

Fund receives revenue from various federal grants and contracts. Monies are expended as specified by the federal statutes authorizing the grants and contracts.

	FY 2016	FY 2017	FY 2018
Sources			
Beginning Balance	0.0	0.0	0.0
Revenues ASU - West	11,755.1	11,359.0	11,359.0
Sources Total	11,755.1	11,359.0	11,359.0
Uses			
Non-Appropriated Expenditures ASU - West	11,755.1	11,359.0	11,359.0
Uses Total	11,755.1	11,359.0	11,359.0
Federal Grants Fund Ending Balance	0.0	0.0	0.0

Fund Balances and Description Table for All Non-General Funds

Fund Number 8903AXA Federal Grants Fund

Link To Flow Chart

A.R.S. § 35-142

Fund receives revenue from various federal grants and contracts. Monies are expended as specified by the federal statutes authorizing the grants and contracts.

	FY 2016	FY 2017	FY 2018
Sources			
Beginning Balance	0.0	0.2	0.3
Revenues ASU - Polytechnic	8,440.3	8,155.8	8,155.8
Sources Total	8,440.3	8,156.0	8,156.1
Uses			
Non-Appropriated Expenditures ASU - Polytechnic	8,440.1	8,155.7	8,155.7
Uses Total	8,440.1	8,155.7	8,155.7
Federal Grants Fund Ending Balance	0.2	0.3	0.4

Fund Number 8903NAA Federal Grants Fund

Link To Flow Chart

A.R.S. § 35-142

Fund receives revenue from various federal grants and contracts. Monies are expended as specified by the federal statutes authorizing the grants and contracts.

	FY 2016	FY 2017	FY 2018
Sources			
Beginning Balance	0.0	0.0	0.0
Revenues Northern Arizona University	81,486.5	82,301.6	83,124.7
Sources Total	81,486.5	82,301.6	83,124.7
Uses			
Non-Appropriated Expenditures Northern Arizona University	81,486.5	82,301.6	83,124.7
Uses Total	81,486.5	82,301.6	83,124.7
Federal Grants Fund Ending Balance	0.0	0.0	0.0

Fund Balances and Description Table for All Non-General Funds

Fund Number 8903UAA Federal Grants Fund

Link To Flow Chart

A.R.S. § 35-142

Fund receives revenue from various federal grants and contracts. Monies are expended as specified by the federal statutes authorizing the grants and contracts.

	FY 2016	FY 2017	FY 2018
Sources			
Beginning Balance	(14,914.9)	37,422.9	39,331.3
Revenues	University of Arizona - Main Campus	207,923.3	177,161.1
	Sources Total	193,008.4	214,584.0
Uses			
Non-Appropriated Expenditures	University of Arizona - Main Campus	155,585.5	175,252.7
	Uses Total	155,585.5	175,252.7
	Federal Grants Fund Ending Balance	37,422.9	39,331.3
		41,480.3	41,480.3

Note: The negative beginning balance was caused by a lag in collections versus expenditures for cost reimbursement grants and contracts. It was temporarily offset with balances in other funds.

Fund Number 8903UHA Federal Grants Fund

Link To Flow Chart

A.R.S. § 35-142

Fund receives revenue from various federal grants and contracts. Monies are expended as specified by the federal statutes authorizing the grants and contracts.

	FY 2016	FY 2017	FY 2018
Sources			
Beginning Balance	(5,127.6)	14,399.4	14,511.9
Revenues	University of Arizona - Health Sciences Center	92,279.9	95,048.4
	Sources Total	87,152.3	109,447.8
Uses			
Non-Appropriated Expenditures	University of Arizona - Health Sciences Center	72,752.9	94,935.9
	Uses Total	72,752.9	94,935.9
	Federal Grants Fund Ending Balance	14,399.4	14,511.9
		14,691.3	14,691.3

Note: The negative beginning balance was caused by a lag in collections versus expenditures for cost reimbursement grants and contracts. It was temporarily offset with balances in other funds.

Fund Balances and Description Table for All Non-General Funds

Fund Number 8904ASA Endowment and Life Income Fund

Link To Flow Chart

A.R.S. § 35-142

Revenue received from the interest income on invested endowment and life gifts, a portion of AFAT trust student fees, and a portion of university trust land earnings. Expenditures used to support endowment operations and compensate designated beneficiaries.

	FY 2016	FY 2017	FY 2018
Sources			
Beginning Balance	117,981.2	115,286.8	115,286.8
Revenues ASU - Tempe	(1,148.4)	0.0	0.0
Sources Total	116,832.8	115,286.8	115,286.8
Uses			
Non-Appropriated Expenditures ASU - Tempe	1,546.0	0.0	0.0
Uses Total	1,546.0	0.0	0.0
Endowment and Life Income Fund Ending Balance	115,286.8	115,286.8	115,286.8

Fund Number 8904UAA Endowment and Life Income Fund

Link To Flow Chart

A.R.S. § 35-142

Revenue received from the interest income on invested endowment and life gifts, a portion of AFAT trust student fees, and a portion of university trust land earnings. Expenditures used to support endowment operations and compensate designated beneficiaries.

	FY 2016	FY 2017	FY 2018
Sources			
Beginning Balance	160,138.3	151,556.3	154,870.4
Revenues University of Arizona - Main Campus	(7,383.4)	4,548.6	4,707.8
Sources Total	152,754.9	156,104.9	159,578.2
Uses			
Non-Appropriated Expenditures University of Arizona - Main Campus	1,198.6	1,234.5	1,277.7
Uses Total	1,198.6	1,234.5	1,277.7
Endowment and Life Income Fund Ending Balance	151,556.3	154,870.4	158,300.5

Fund Balances and Description Table for All Non-General Funds

Fund Number 8904UHA Endowment and Life Income Fund

Link To Flow Chart

A.R.S. § 35-142

Revenue received from the interest income on invested endowment and life gifts, a portion of AFAT trust student fees, and a portion of university trust land earnings. Expenditures used to support endowment operations and compensate designated beneficiaries.

	FY 2016	FY 2017	FY 2018
Sources			
Beginning Balance	161,940.4	156,280.5	157,351.9
Revenues	14,382.9	18,715.5	18,716.0
University of Arizona - Health Sciences Center			
Sources Total	176,323.3	174,996.0	176,067.9
Uses			
Non-Appropriated Expenditures	20,042.8	17,644.1	18,261.6
University of Arizona - Health Sciences Center			
Uses Total	20,042.8	17,644.1	18,261.6
Endowment and Life Income Fund Ending Balance	156,280.5	157,351.9	157,806.3

Fund Number 8905ASA Designated Funds

Link To Flow Chart

A.R.S. § 35-142

Revenue from retained tuition and fees, student aid administrative allowances, and unrestricted gifts and grants. Expenditure of monies for student financial aid administration, debt service on university bonds, and summer and winter session administration.

	FY 2016	FY 2017	FY 2018
Sources			
Beginning Balance	312,295.3	341,356.2	321,827.1
Revenues	804,486.8	865,899.9	932,001.2
ASU - Tempe			
Sources Total	1,116,782.1	1,207,256.1	1,253,828.3
Uses			
Non-Appropriated Expenditures	775,425.9	885,429.0	938,159.5
ASU - Tempe			
Uses Total	775,425.9	885,429.0	938,159.5
Designated Funds Ending Balance	341,356.2	321,827.1	315,668.8

Fund Balances and Description Table for All Non-General Funds

Fund Number 8905AWA Designated Funds

Link To Flow Chart

A.R.S. § 35-142

Revenue from retained tuition and fees, student aid administrative allowances, and unrestricted gifts and grants. Expenditure of monies for student financial aid administration, debt service on university bonds, and summer and winter session administration.

		<u>FY 2016</u>	<u>FY 2017</u>	<u>FY 2018</u>
Sources				
Beginning Balance		8,293.7	13,903.3	10,443.1
Revenues	ASU - West	71,790.0	98,184.9	98,184.9
	Sources Total	80,083.7	112,088.2	108,628.0
Uses				
Non-Appropriated Expenditures ASU - West		66,180.4	101,645.1	102,826.4
	Uses Total	66,180.4	101,645.1	102,826.4
	Designated Funds Ending Balance	13,903.3	10,443.1	5,801.6

Fund Number 8905AXA Designated Funds

Link To Flow Chart

A.R.S. § 35-142

Revenue from retained tuition and fees, student aid administrative allowances, and unrestricted gifts and grants. Expenditure of monies for student financial aid administration, debt service on university bonds, and summer and winter session administration.

		<u>FY 2016</u>	<u>FY 2017</u>	<u>FY 2018</u>
Sources				
Beginning Balance		18,209.8	14,924.9	15,082.0
Revenues	ASU - Polytechnic	50,191.5	49,127.0	49,127.0
	Sources Total	68,401.3	64,051.9	64,209.0
Uses				
Non-Appropriated Expenditures ASU - Polytechnic		53,476.4	48,969.9	52,422.3
	Uses Total	53,476.4	48,969.9	52,422.3
	Designated Funds Ending Balance	14,924.9	15,082.0	11,786.7

Fund Balances and Description Table for All Non-General Funds

Fund Number 8905NAA Designated Funds

Link To Flow Chart

A.R.S. § 35-142

Revenue from retained tuition and fees, student aid administrative allowances, and unrestricted gifts and grants. Expenditure of monies for student financial aid administration, debt service on university bonds, and summer and winter session administration.

		<u>FY 2016</u>	<u>FY 2017</u>	<u>FY 2018</u>
Sources				
Beginning Balance		83,292.5	78,616.4	65,940.4
Revenues	Northern Arizona University	151,717.1	168,100.7	172,278.7
	Sources Total	235,009.6	246,717.1	238,219.1
Uses				
Non-Appropriated Expenditures	Northern Arizona University	156,393.2	180,776.7	183,531.0
	Uses Total	156,393.2	180,776.7	183,531.0
	Designated Funds Ending Balance	78,616.4	65,940.4	54,688.1

Fund Number 8905UAA Designated Funds

Link To Flow Chart

A.R.S. § 35-142

Revenue from retained tuition and fees, student aid administrative allowances, and unrestricted gifts and grants. Expenditure of monies for student financial aid administration, debt service on university bonds, and summer and winter session administration.

		<u>FY 2016</u>	<u>FY 2017</u>	<u>FY 2018</u>
Sources				
Beginning Balance		140,902.0	196,399.9	197,847.5
Revenues	University of Arizona - Main Campus	599,899.7	617,896.7	639,523.1
	Sources Total	740,801.7	814,296.6	837,370.6
Uses				
Non-Appropriated Expenditures	University of Arizona - Main Campus	544,401.8	616,449.1	637,869.9
	Uses Total	544,401.8	616,449.1	637,869.9
	Designated Funds Ending Balance	196,399.9	197,847.5	199,500.7

Fund Balances and Description Table for All Non-General Funds

Fund Number 8905UHA Designated Funds

Link To Flow Chart

A.R.S. § 35-142

Revenue from retained tuition and fees, student aid administrative allowances, and unrestricted gifts and grants. Expenditure of monies for student financial aid administration, debt service on university bonds, and summer and winter session administration.

		<u>FY 2016</u>	<u>FY 2017</u>	<u>FY 2018</u>
Sources				
Beginning Balance		155,440.9	186,505.4	188,511.9
Revenues	University of Arizona - Health Sciences Center	298,965.2	307,934.2	318,711.9
	Sources Total	454,406.1	494,439.6	507,223.8
Uses				
Non-Appropriated Expenditures	University of Arizona - Health Sciences Center	267,900.7	305,927.7	316,327.8
	Uses Total	267,900.7	305,927.7	316,327.8
	Designated Funds Ending Balance	186,505.4	188,511.9	190,896.0

Fund Number 8906ASA Auxiliary Funds Fund

Link To Flow Chart

A.R.S. § 35-142

Fund receives sales revenues from substantially self-supporting university services and monies are used to provide non-academic services to students, faculty, and staff such as student housing, bookstores, student unions, and athletics.

		<u>FY 2016</u>	<u>FY 2017</u>	<u>FY 2018</u>
Sources				
Beginning Balance		9,726.6	13,735.9	36,073.5
Revenues	ASU - Tempe	178,871.4	200,963.2	214,879.7
	Sources Total	188,598.0	214,699.1	250,953.2
Uses				
Non-Appropriated Expenditures	ASU - Tempe	174,862.1	178,625.6	199,282.0
	Uses Total	174,862.1	178,625.6	199,282.0
	Auxiliary Funds Fund Ending Balance	13,735.9	36,073.5	51,671.2

Fund Balances and Description Table for All Non-General Funds

Fund Number 8906AWA Auxiliary Funds Fund

Link To Flow Chart

A.R.S. § 35-142

Fund receives sales revenues from substantially self-supporting university services and monies are used to provide non-academic services to students, faculty, and staff such as student housing, bookstores, student unions, and athletics.

	FY 2016	FY 2017	FY 2018
Sources			
Beginning Balance	55.1	233.7	307.0
Revenues ASU - West	711.4	674.9	674.9
Sources Total	766.5	908.6	981.9
Uses			
Non-Appropriated Expenditures ASU - West	532.8	601.6	601.6
Uses Total	532.8	601.6	601.6
Auxiliary Funds Fund Ending Balance	233.7	307.0	380.3

Fund Number 8906AXA Auxiliary Funds Fund

Link To Flow Chart

A.R.S. § 35-142

Fund receives sales revenues from substantially self-supporting university services and monies are used to provide non-academic services to students, faculty, and staff such as student housing, bookstores, student unions, and athletics.

	FY 2016	FY 2017	FY 2018
Sources			
Beginning Balance	227.2	260.4	184.5
Revenues ASU - Polytechnic	1,772.2	2,086.9	2,086.9
Sources Total	1,999.4	2,347.3	2,271.4
Uses			
Non-Appropriated Expenditures ASU - Polytechnic	1,739.0	2,162.8	2,162.8
Uses Total	1,739.0	2,162.8	2,162.8
Auxiliary Funds Fund Ending Balance	260.4	184.5	108.6

Fund Balances and Description Table for All Non-General Funds

Fund Number 8906NAA Auxiliary Funds Fund

Link To Flow Chart

A.R.S. § 35-142

Fund receives sales revenues from substantially self-supporting university services and monies are used to provide non-academic services to students, faculty, and staff such as student housing, bookstores, student unions, and athletics.

	FY 2016	FY 2017	FY 2018
Sources			
Beginning Balance	24,013.6	25,628.4	25,223.0
Revenues	Northern Arizona University 76,196.9	76,400.9	77,250.0
Sources Total	100,210.5	102,029.3	102,473.0
Uses			
Non-Appropriated Expenditures Northern Arizona University	74,582.1	76,806.3	79,479.0
Uses Total	74,582.1	76,806.3	79,479.0
Auxiliary Funds Fund Ending Balance	25,628.4	25,223.0	22,994.0

Fund Number 8906UAA Auxiliary Funds Fund

Link To Flow Chart

A.R.S. § 35-142

Fund receives sales revenues from substantially self-supporting university services and monies are used to provide non-academic services to students, faculty, and staff such as student housing, bookstores, student unions, and athletics.

	FY 2016	FY 2017	FY 2018
Sources			
Beginning Balance	30,905.0	33,324.3	33,798.2
Revenues	University of Arizona - Main Campus 255,885.0	252,897.9	261,749.3
Sources Total	286,790.0	286,222.2	295,547.5
Uses			
Non-Appropriated Expenditures University of Arizona - Main Campus	253,465.7	252,424.0	261,229.1
Uses Total	253,465.7	252,424.0	261,229.1
Auxiliary Funds Fund Ending Balance	33,324.3	33,798.2	34,318.4

Fund Balances and Description Table for All Non-General Funds

Fund Number 8906UHA Auxiliary Funds Fund

Link To Flow Chart

A.R.S. § 35-142

Fund receives sales revenues from substantially self-supporting university services and monies are used to provide non-academic services to students, faculty, and staff such as student housing, bookstores, student unions, and athletics.

		<u>FY 2016</u>	<u>FY 2017</u>	<u>FY 2018</u>
Sources				
Beginning Balance		(806.9)	(672.7)	(135.5)
Revenues	University of Arizona - Health Sciences Center	9,593.7	13,584.6	14,060.1
	Sources Total	8,786.8	12,911.9	13,924.6
Uses				
Non-Appropriated Expenditures	University of Arizona - Health Sciences Center	9,459.5	13,047.4	13,502.9
	Uses Total	9,459.5	13,047.4	13,502.9
	Auxiliary Funds Fund Ending Balance	(672.7)	(135.5)	421.7

Note: Negative fund balance reflects a lag in collections versus expenditures for cost reimbursement grants and contracts. It will be temporarily offset with balances in other funds.

Fund Number 8907ASA Restricted Funds Fund

Link To Flow Chart

A.R.S. § 35-142

Fund receives monies from private and non-federal grants, including non-appropriated Prop 301 TRIF grants in addition to a portion of AFAT student fees. Funds expended to support specific operating and research purposes as specified by granting or donating agencies.

		<u>FY 2016</u>	<u>FY 2017</u>	<u>FY 2018</u>
Sources				
Beginning Balance		44,355.9	48,812.8	43,418.1
Revenues	ASU - Tempe	155,916.4	139,829.2	139,829.2
	Sources Total	200,272.3	188,642.0	183,247.3
Uses				
Non-Appropriated Expenditures	ASU - Tempe	151,459.5	145,223.9	145,223.9
	Uses Total	151,459.5	145,223.9	145,223.9
	Restricted Funds Fund Ending Balance	48,812.8	43,418.1	38,023.4

Fund Balances and Description Table for All Non-General Funds

Fund Number 8907AWA Restricted Funds Fund

Link To Flow Chart

A.R.S. § 35-142

Fund receives monies from private and non-federal grants, including non-appropriated Prop 301 TRIF grants in addition to a portion of AFAT student fees. Funds expended to support specific operating and research purposes as specified by granting or donating agencies.

	FY 2016	FY 2017	FY 2018
Sources			
Beginning Balance	5,357.1	13,559.1	20,987.1
Revenues ASU - West	28,362.9	26,909.7	26,909.7
Sources Total	33,720.0	40,468.8	47,896.8
Uses			
Non-Appropriated Expenditures ASU - West	20,160.9	19,481.7	19,481.7
Uses Total	20,160.9	19,481.7	19,481.7
Restricted Funds Fund Ending Balance	13,559.1	20,987.1	28,415.1

Fund Number 8907AXA Restricted Funds Fund

Link To Flow Chart

A.R.S. § 35-142

Fund receives monies from private and non-federal grants, including non-appropriated Prop 301 TRIF grants in addition to a portion of AFAT student fees. Funds expended to support specific operating and research purposes as specified by granting or donating agencies.

	FY 2016	FY 2017	FY 2018
Sources			
Beginning Balance	3,490.7	2,210.8	1,105.4
Revenues ASU - Polytechnic	1,198.2	1,038.3	1,038.3
Sources Total	4,688.9	3,249.1	2,143.7
Uses			
Non-Appropriated Expenditures ASU - Polytechnic	2,478.1	2,143.7	2,143.7
Uses Total	2,478.1	2,143.7	2,143.7
Restricted Funds Fund Ending Balance	2,210.8	1,105.4	0.0

Fund Balances and Description Table for All Non-General Funds

Fund Number 8907NAA Restricted Funds Fund

Link To Flow Chart

A.R.S. § 35-142

Fund receives monies from private and non-federal grants, including non-appropriated Prop 301 TRIF grants in addition to a portion of AFAT student fees. Funds expended to support specific operating and research purposes as specified by granting or donating agencies.

	FY 2016	FY 2017	FY 2018
Sources			
Beginning Balance	13,323.3	13,323.4	13,323.3
Revenues	Northern Arizona University 24,758.4	24,854.6	24,951.2
Sources Total	38,081.7	38,178.0	38,274.5
Uses			
Non-Appropriated Expenditures Northern Arizona University	24,758.3	24,854.7	25,311.9
Uses Total	24,758.3	24,854.7	25,311.9
Restricted Funds Fund Ending Balance	13,323.4	13,323.3	12,962.6

Fund Number 8907UAA Restricted Funds Fund

Link To Flow Chart

A.R.S. § 35-142

Fund receives monies from private and non-federal grants, including non-appropriated Prop 301 TRIF grants in addition to a portion of AFAT student fees. Funds expended to support specific operating and research purposes as specified by granting or donating agencies.

	FY 2016	FY 2017	FY 2018
Sources			
Beginning Balance	47,581.6	(822.0)	1,321.8
Revenues	University of Arizona - Main Campus 132,794.6	173,778.5	179,860.8
Sources Total	180,376.2	172,956.5	181,182.6
Uses			
Non-Appropriated Expenditures University of Arizona - Main Campus	181,198.2	171,634.7	177,576.0
Uses Total	181,198.2	171,634.7	177,576.0
Restricted Funds Fund Ending Balance	(822.0)	1,321.8	3,606.6

Note: Negative fund balance reflects a lag in collections versus expenditures for cost reimbursement grants and contracts. It was temporarily offset with balances in other funds.

Fund Balances and Description Table for All Non-General Funds

Fund Number 8907UHA Restricted Funds Fund

Link To Flow Chart

A.R.S. § 35-142

Fund receives monies from private and non-federal grants, including non-appropriated Prop 301 TRIF grants in addition to a portion of AFAT student fees. Funds expended to support specific operating and research purposes as specified by granting or donating agencies.

		<u>FY 2016</u>	<u>FY 2017</u>	<u>FY 2018</u>
Sources				
Beginning Balance		68,529.3	55,675.7	62,426.3
Revenues	University of Arizona - Health Sciences Center	77,908.6	80,245.8	83,054.4
Sources Total		146,437.9	135,921.5	145,480.7
Uses				
Non-Appropriated Expenditures	University of Arizona - Health Sciences Center	90,762.2	73,495.2	75,980.9
Uses Total		90,762.2	73,495.2	75,980.9
Restricted Funds Fund Ending Balance		55,675.7	62,426.3	69,499.8

Fund Number 9000AGA Indirect Cost Recovery Fund

Link To Flow Chart

A.R.S. § 35-142

A clearing account used for the payment of administrative expenditures not directly attributable to any one program, but associated with federal grant monies and other non-appropriated funds.

		<u>FY 2016</u>	<u>FY 2017</u>	<u>FY 2018</u>
Sources				
Beginning Balance		0.0	2,349.9	2,625.7
Revenues	Attorney General - Department of Law	6,318.5	7,583.8	7,583.8
Sources Total		6,318.5	9,933.7	10,209.5
Uses				
Non-Appropriated Expenditures	Attorney General - Department of Law	3,968.6	7,308.0	7,334.3
Risk Management Adjustment	Attorney General - Department of Law	0.0	0.0	33.9
Retirement Adjustment	Attorney General - Department of Law	0.0	0.0	0.6
Uses Total		3,968.6	7,308.0	7,368.8
Indirect Cost Recovery Fund Ending Balance		2,349.9	2,625.7	2,840.7

Fund Balances and Description Table for All Non-General Funds

Fund Number 9000AHA Indirect Cost Recovery Fund

Link To Flow Chart

A.R.S. § 35-142

A clearing account used for the payment of administrative expenditures not directly attributable to any one program, but associated with federal grant monies and other non-appropriated funds.

	FY 2016	FY 2017	FY 2018
Sources			
Beginning Balance	614.6	661.0	503.6
Revenues	207.1	162.8	162.8
Sources Total	821.7	823.8	666.4
Uses			
Non-Appropriated Expenditures Department of Agriculture	160.7	320.2	320.2
Uses Total	160.7	320.2	320.2
Indirect Cost Recovery Fund Ending Balance	661.0	503.6	346.2

Fund Number 9000DCA Indirect Cost Recovery Fund

Link To Flow Chart

A.R.S. § 35-142

A clearing account used for the payment of administrative expenditures not directly attributable to any one program, but associated with federal grant monies and other non-appropriated funds.

	FY 2016	FY 2017	FY 2018
Sources			
Beginning Balance	0.0	439.4	729.3
Revenues	457.6	457.6	457.6
Sources Total	457.6	897.0	1,186.9
Uses			
Non-Appropriated Expenditures Department of Corrections	18.2	167.7	167.7
Uses Total	18.2	167.7	167.7
Indirect Cost Recovery Fund Ending Balance	439.4	729.3	1,019.2

Fund Balances and Description Table for All Non-General Funds

Fund Number 9000EDA Indirect Cost Recovery Fund

Link To Flow Chart

A.R.S. § 35-142

A clearing account used for the payment of administrative expenditures not directly attributable to any one program, but associated with federal grant monies and other non-appropriated funds.

	FY 2016	FY 2017	FY 2018
Sources			
Beginning Balance	1,943.5	1,431.9	746.5
Revenues	Department of Education 3,787.5	4,150.0	4,150.0
Sources Total	5,731.0	5,581.9	4,896.5
Uses			
Non-Appropriated Expenditures	Department of Education 4,167.1	4,835.4	4,835.4
Legislative Fund Transfers	Department of Education 132.0	0.0	0.0
Risk Management Adjustment	Department of Education 0.0	0.0	0.3
Retirement Adjustment	Department of Education 0.0	0.0	0.6
Uses Total	4,299.1	4,835.4	4,836.3
Indirect Cost Recovery Fund Ending Balance	1,431.9	746.5	60.2

Fund Number 9000GFA Indirect Cost Recovery Fund

Link To Flow Chart

A.R.S. § 35-142

A clearing account used for the payment of administrative expenditures not directly attributable to any one program, but associated with federal grant monies and other non-appropriated funds.

	FY 2016	FY 2017	FY 2018
Sources			
Beginning Balance	1,238.0	988.4	816.8
Revenues	Game & Fish Department 4,660.9	6,800.0	6,800.0
Sources Total	5,898.9	7,788.4	7,616.8
Uses			
Non-Appropriated Expenditures	Game & Fish Department 4,910.5	6,971.6	6,971.6
Risk Management Adjustment	Game & Fish Department 0.0	0.0	(41.1)
Retirement Adjustment	Game & Fish Department 0.0	0.0	0.3
Uses Total	4,910.5	6,971.6	6,930.8
Indirect Cost Recovery Fund Ending Balance	988.4	816.8	686.0

Fund Balances and Description Table for All Non-General Funds

Fund Number 9000GSA Indirect Cost Recovery Fund

Link To Flow Chart

A.R.S. § 35-142

A clearing account used for the payment of administrative expenditures not directly attributable to any one program, but associated with federal grant monies and other non-appropriated funds.

	FY 2016	FY 2017	FY 2018
Sources			
Beginning Balance	10.2	0.0	0.0
Revenues	545.4	0.0	0.0
Geological Survey			
Sources Total	555.6	0.0	0.0
Uses			
Non-Appropriated Expenditures	490.5	0.0	0.0
Geological Survey			
Transfer Due to Fund Balance	65.1	0.0	0.0
Geological Survey			
Cap			
Uses Total	555.6	0.0	0.0
Indirect Cost Recovery Fund Ending Balance	0.0	0.0	0.0

Fund Number 9000GVA Indirect Cost Recovery Fund

Link To Flow Chart

A.R.S. § 35-142

A clearing account used for the payment of administrative expenditures not directly attributable to any one program, but associated with federal grant monies and other non-appropriated funds.

	FY 2016	FY 2017	FY 2018
Sources			
Beginning Balance	6,702.7	6,501.7	5,762.3
Revenues	948.1	800.0	800.0
Office of the Governor			
Sources Total	7,650.8	7,301.7	6,562.3
Uses			
Non-Appropriated Expenditures	1,149.1	1,539.4	1,539.4
Office of the Governor			
Retirement Adjustment	0.0	0.0	0.2
Office of the Governor			
Uses Total	1,149.1	1,539.4	1,539.6
Indirect Cost Recovery Fund Ending Balance	6,501.7	5,762.3	5,022.7

Fund Balances and Description Table for All Non-General Funds

Fund Number 9000MAA Indirect Cost Recovery Fund

Link To Flow Chart

A.R.S. § 35-142

A clearing account used for the payment of administrative expenditures not directly attributable to any one program, but associated with federal grant monies and other non-appropriated funds.

		<u>FY 2016</u>	<u>FY 2017</u>	<u>FY 2018</u>
Sources				
Beginning Balance		549.1	708.8	516.7
Revenues	Department of Emergency and Military Affairs	821.1	1,009.1	1,009.1
Sources Total		1,370.2	1,717.9	1,525.8
Uses				
Non-Appropriated Expenditures	Department of Emergency and Military Affairs	661.4	1,201.2	1,201.2
Risk Management Adjustment	Department of Emergency and Military Affairs	0.0	0.0	0.5
Retirement Adjustment	Department of Emergency and Military Affairs	0.0	0.0	0.1
Uses Total		661.4	1,201.2	1,201.8
Indirect Cost Recovery Fund Ending Balance		708.8	516.7	324.0

Fund Number 9000PSA Indirect Cost Recovery Fund

Link To Flow Chart

A.R.S. § 35-142

A clearing account used for the payment of administrative expenditures not directly attributable to any one program, but associated with federal grant monies and other non-appropriated funds.

		<u>FY 2016</u>	<u>FY 2017</u>	<u>FY 2018</u>
Sources				
Beginning Balance		2,671.3	1,205.3	1,678.6
Revenues	Department of Public Safety	106.1	2,105.5	1,110.8
Sources Total		2,777.4	3,310.8	2,789.4
Uses				
Non-Appropriated Expenditures	Department of Public Safety	1,572.1	1,632.2	1,632.2
Risk Management Adjustment	Department of Public Safety	0.0	0.0	0.2
Retirement Adjustment	Department of Public Safety	0.0	0.0	35.7
Uses Total		1,572.1	1,632.2	1,668.1
Indirect Cost Recovery Fund Ending Balance		1,205.3	1,678.6	1,121.3

Fund Balances and Description Table for All Non-General Funds

Fund Number 9000WCA Indirect Cost Recovery Fund

Link To Flow Chart

A.R.S. § 35-142

A clearing account used for the payment of administrative expenditures not directly attributable to any one program, but associated with federal grant monies and other non-appropriated funds.

		FY 2016	FY 2017	FY 2018
Sources				
	Beginning Balance	1,643.3	1,678.3	1,558.3
	Revenues			
	Department of Water Resources	86.4	80.0	80.0
	Sources Total	1,729.7	1,758.3	1,638.3
Uses				
	Non-Appropriated Expenditures			
	Department of Water Resources	51.4	200.0	200.0
	Uses Total	51.4	200.0	200.0
	Indirect Cost Recovery Fund Ending Balance	1,678.3	1,558.3	1,438.3

Fund Number 9001 DHS - Indirect Cost Fund

Link To Flow Chart

A.R.S. § 36-108

The Department of Health services charges programs that are funded by non-appropriated sources (e.g. federal grants, intergovernmental agreements, non-appropriated funds). These monies are used primarily for common administrative expenses that are not directly attributable to any one cost center.

		FY 2016	FY 2017	FY 2018
Sources				
	Beginning Balance	4,136.1	7,104.5	5,820.9
	Revenues			
	Department of Health Services	11,562.4	11,062.5	11,062.5
	Sources Total	15,698.5	18,167.0	16,883.4
Uses				
	Operating Expenditures/Appropriations			
	Department of Health Services	8,030.6	12,346.1	10,396.1
	Administrative Adjustments			
	Department of Health Services	227.8	0.0	0.0
	Expenditure/Reserve for Prior Appropriations			
	Department of Health Services	335.6	0.0	0.0
	Risk Management Adjustment			
	Department of Health Services	0.0	0.0	12.6
	Retirement Adjustment			
	Department of Health Services	0.0	0.0	0.5
	Uses Total	8,594.0	12,346.1	10,409.2
	DHS - Indirect Cost Fund Ending Balance	7,104.5	5,820.9	6,474.2

Fund Balances and Description Table for All Non-General Funds

Fund Number 9006AGA Private Funds Contributions & Suspense Funds

Link To Flow Chart

A.R.S. § 35-149

Revenues are from private funds or contributions available for the purpose of defraying expenses or work done, other receipts which may be subject to refund or return to the sender, or receipts which have not yet accrued to the State. All disbursements from the fund shall be made on warrants or electronic funds transfer vouchers of the Department of Administration.

	FY 2016	FY 2017	FY 2018
Sources			
Beginning Balance	2,157.9	5,315.6	7,415.6
Revenues	3,157.7	2,100.0	2,100.0
Sources Total	5,315.6	7,415.6	9,515.6
Uses			
Uses Total	0.0	0.0	0.0
Private Funds Contributions & Suspense Funds Ending Balance	5,315.6	7,415.6	9,515.6

Fund Number 9200 Payroll Administration Fund

Link To Flow Chart

A.R.S. § 35-142(E)

The Statewide Payroll Fund includes several detail funds used by the Department of Administration and the Universities to process various payroll functions. These are essentially pass-through accounts and are not included in the table below. The table shows activity only for the detail fund which collects fees for setting up and processing garnishments.

	FY 2016	FY 2017	FY 2018
Sources			
Beginning Balance	5,449.2	5,442.6	5,397.8
Revenues	110.3	96.0	96.0
Sources Total	5,559.5	5,538.6	5,493.8
Uses			
Non-Appropriated Expenditures Department of Administration	116.9	140.8	140.8
Uses Total	116.9	140.8	140.8
Payroll Administration Fund Ending Balance	5,442.6	5,397.8	5,353.0

Fund Balances and Description Table for All Non-General Funds

Fund Number 9505 Sharlot Hall Historical Society 501(c)3 Fund

Link To Flow Chart

A.R.S. § 35-142

Revenue received from donations, memberships, interest, gift shop sales and rentheld in trust outside of the State Treasure's control are used for publication and journal printing, educational programming, archival and curatorial supplies, and graphics.

	<u>FY 2016</u>	<u>FY 2017</u>	<u>FY 2018</u>
Sources			
Beginning Balance	393.9	738.8	1,159.0
Revenues Prescott Historical Society of Arizona	950.0	1,250.0	1,250.0
Sources Total	1,343.9	1,988.8	2,409.0
Uses			
Non-Appropriated Expenditures Prescott Historical Society of Arizona	605.1	829.8	829.8
Uses Total	605.1	829.8	829.8
Sharlot Hall Historical Society 501(c)3 Fund Ending Balance	738.8	1,159.0	1,579.2

Fund Number 9506 APA - General Fund

Link To Flow Chart

A.R.S. § 30-202

The revenues in this fund are derived from the sale of supplemental energy and capacity to customers. The revenues are used to purchase supplemental energy or capacity that is then sold to customers, and are also used for Commission expenditures.

	<u>FY 2016</u>	<u>FY 2017</u>	<u>FY 2018</u>
Sources			
Beginning Balance	0.0	134.7	400.2
Revenues Power Authority	1,377.1	2,610.9	2,347.1
Sources Total	1,377.1	2,745.6	2,747.3
Uses			
Non-Appropriated Expenditures Power Authority	1,242.4	2,345.4	2,345.4
Uses Total	1,242.4	2,345.4	2,345.4
APA - General Fund Ending Balance	134.7	400.2	401.9

Fund Balances and Description Table for All Non-General Funds

Fund Number 9507 **Arizona Innovation Accelerator Fund**

Link To Flow Chart

A.R.S. § 35-142

The Arizona Innovation Accelerator Fund provides debt financing for eligible small businesses. The program has the ability to provide up to 49.9% of the financing package that includes both public and private capital. Original monies for the program came from a federal appropriation from the U.S. Treasury. Ongoing revenues are from interest income and loan origination fees for the loans the Authority participates in with partner lending institutions.

	FY 2016	FY 2017	FY 2018
Sources			
Beginning Balance	18,285.8	17,711.7	18,244.1
Revenues	646.2	696.5	696.5
Sources Total	18,932.0	18,408.2	18,940.6
Uses			
Non-Appropriated Expenditures Commerce Authority	1,220.3	164.1	164.1
Uses Total	1,220.3	164.1	164.1
Arizona Innovation Accelerator Fund Ending Balance	17,711.7	18,244.1	18,776.5

Fund Number 9691 **County Funds Fund**

Link To Flow Chart

N/A

The revenues in this fund are from county contributions for the AHCCCS Acute and ALTCS programs. While actual revenues are recorded in the AHCCCS Fund or the ALTCS Fund, forecast revenues are displayed in a separate fund for purposes of clarity. These funds are expended as a portion of the State match for AHCCCS programs.

	FY 2016	FY 2017	FY 2018
Sources			
Beginning Balance	0.0	0.0	0.0
Revenues	0.0	280,196.7	306,278.0
Sources Total	0.0	280,196.7	306,278.0
Uses			
Non-Appropriated Expenditures Arizona Health Care Cost Containment System	0.0	280,196.7	306,278.0
Uses Total	0.0	280,196.7	306,278.0
County Funds Fund Ending Balance	0.0	0.0	0.0

Fund Balances and Description Table for All Non-General Funds

Fund Number 9902 Access Our Best Public Schools Fund

Link To Flow Chart

A.R.S. § 15-2042

Revenues to the fund consist of monies appropriated by the Legislature and grants, gifts, devices, and donations from any public or private source. Funds are available to public schools that are members of the Achievement District to construct new school facilities or expand existing school facilities.

	FY 2016	FY 2017	FY 2018
Sources			
Beginning Balance	0.0	0.0	0.0
Revenues School Facilities Board	23,900.0	0.0	0.0
Sources Total	23,900.0	0.0	0.0
Uses			
Non-Appropriated Expenditures School Facilities Board	23,900.0	0.0	0.0
Uses Total	23,900.0	0.0	0.0
Access Our Best Public Schools Fund Ending Balance	0.0	0.0	0.0

Fund Number 9903 Office of Economic Opportunity Operations Fund

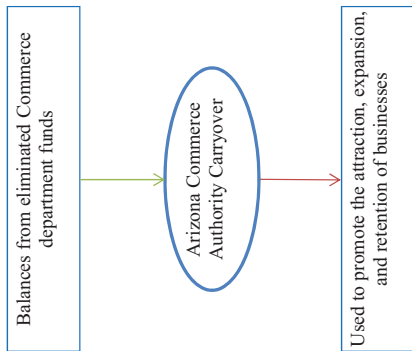
Link To Flow Chart

A.R.S. § 41-5302

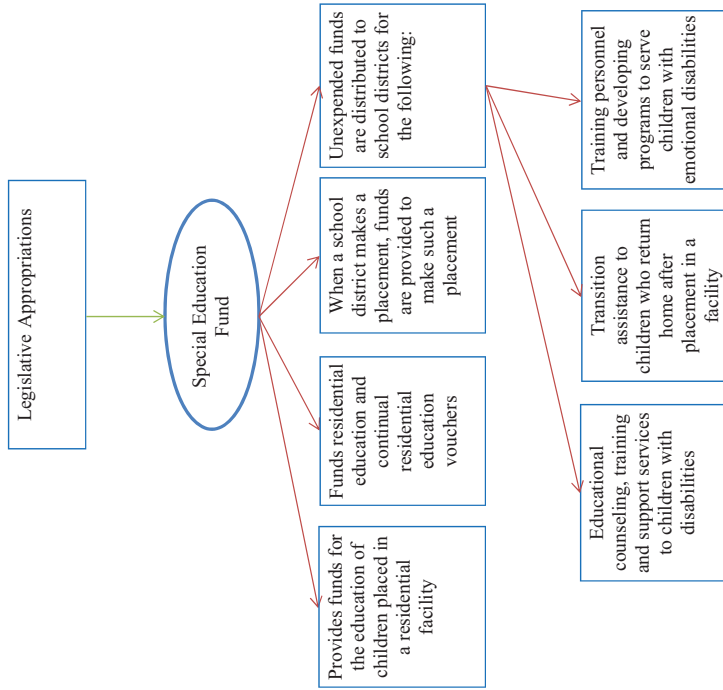
Revenues to the fund consist of various Corporation Commission fees. Funds support the operation of the Office of Economic Opportunity.

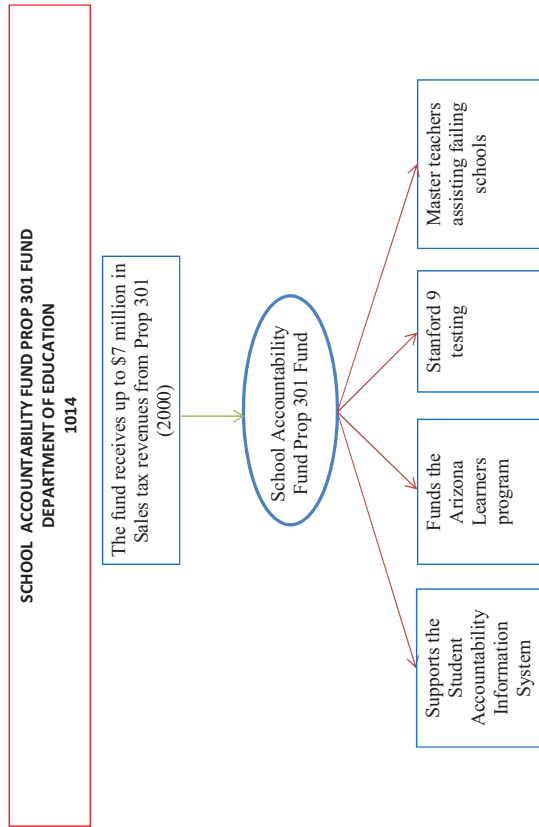
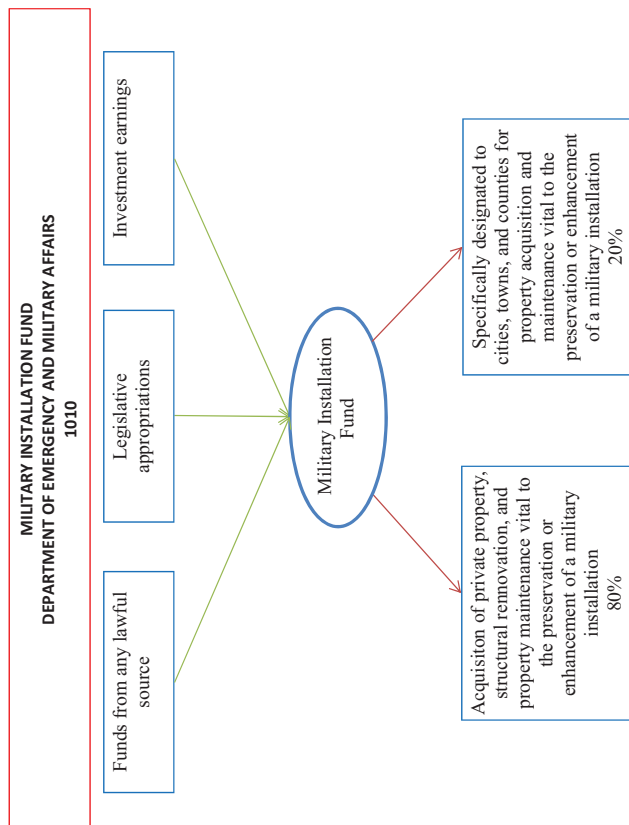
	FY 2016	FY 2017	FY 2018
Sources			
Beginning Balance	0.0	0.0	0.0
Revenues Office of Economic Opportunity	0.0	1,968.3	1,968.3
Sources Total	0.0	1,968.3	1,968.3
Uses			
Non-Appropriated Expenditures Office of Economic Opportunity	0.0	1,968.3	1,968.3
Uses Total	0.0	1,968.3	1,968.3
Office of Economic Opportunity Operations Fund Ending Balance	0.0	0.0	0.0

**ARIZONA COMMERCE AUTHORITY CARRYOVER FUND
COMMERCE AUTHORITY
1001**



**SPECIAL EDUCATION FUND
DEPARTMENT OF EDUCATION
1009**





**ADDITIONAL SCHOOL DAYS FUND
DEPARTMENT OF EDUCATION
1015**

Fund receives \$86,280,500 each year from a 0.6 percent sales tax authorized by voters in 2000



Funds are used to provide five additional school days

**SCHOOLS SAFETY PROP 301 FUNDS FUND
DEPARTMENT OF EDUCATION
1016**

The fund receives \$7.8 million sales tax revenues from Prop 301.



Nonappropriated funds support additional school days, school safety, and character education

Appropriated monies pay for school accountability

**CHARACTER EDUCATION FUND
DEPARTMENT OF EDUCATION
1017**

The fund receives \$200,000 from Sales tax revenues from Prop 301

Character Education Fund

Nonappropriated funds support additional school days, school safety, and character education

Appropriated monies pay for school accountability

**FLOOD WARNING SYSTEM FUND
DEPARTMENT OF WATER RESOURCES
1021**

Monies from legislative appropriations

Grants and contributions from other public agencies

Monies earned from investment

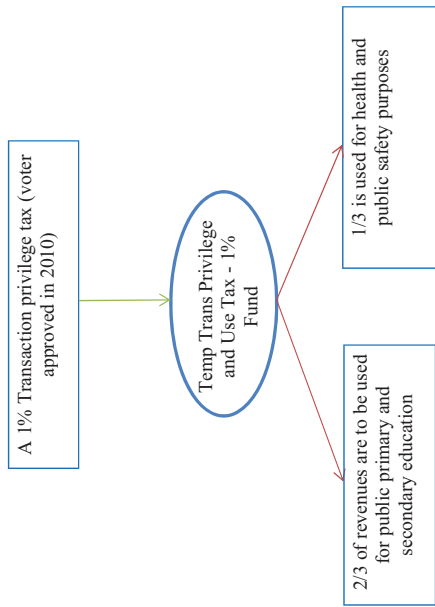
Flood Warning System Fund

Develops a flood warning system

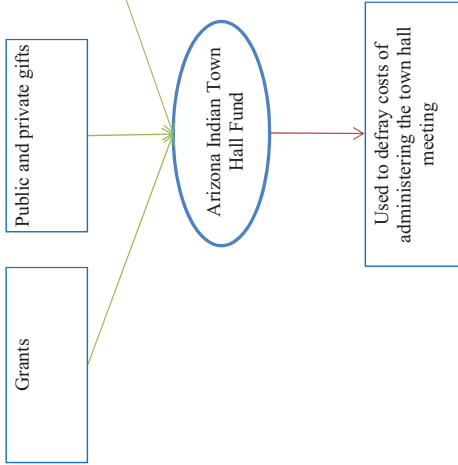
Purchases flood warning system equipment

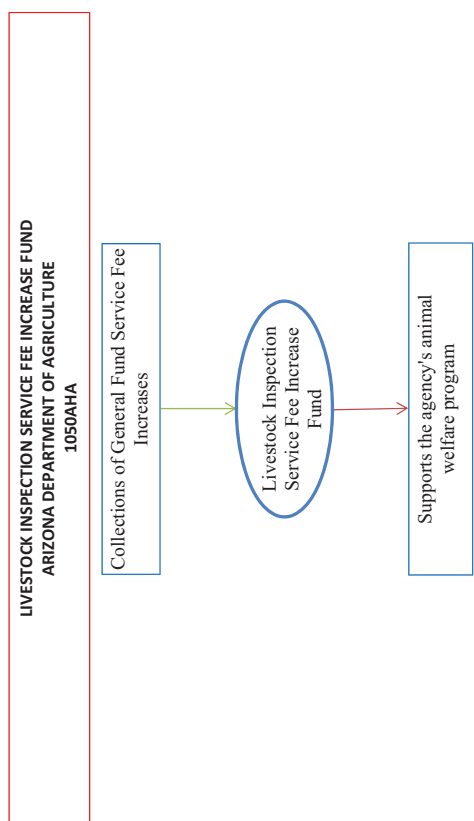
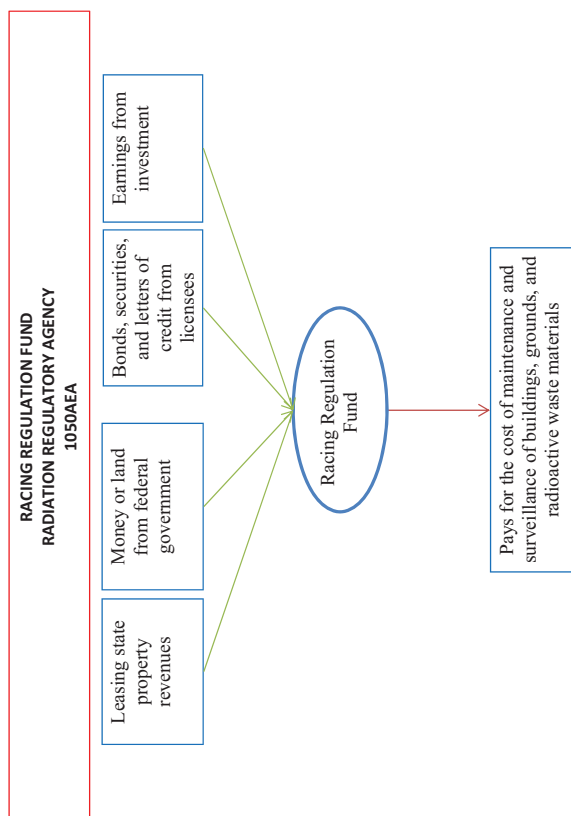
Provides assistance to local entities on a cost sharing basis for the design and operation of flood warning systems

TEMP TRANS PRIVILEGE AND USE TAX - 1% FUND
1032



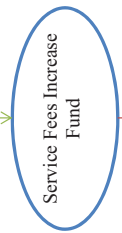
ARIZONA INDIAN TOWN HALL FUND
ARIZONA COMMISSION OF INDIAN AFFAIRS
1041





**SERVICE FEES INCREASE FUND
DEPARTMENT OF HEALTH SERVICES
1050HSA**

Fees collected from health care and child care facilities



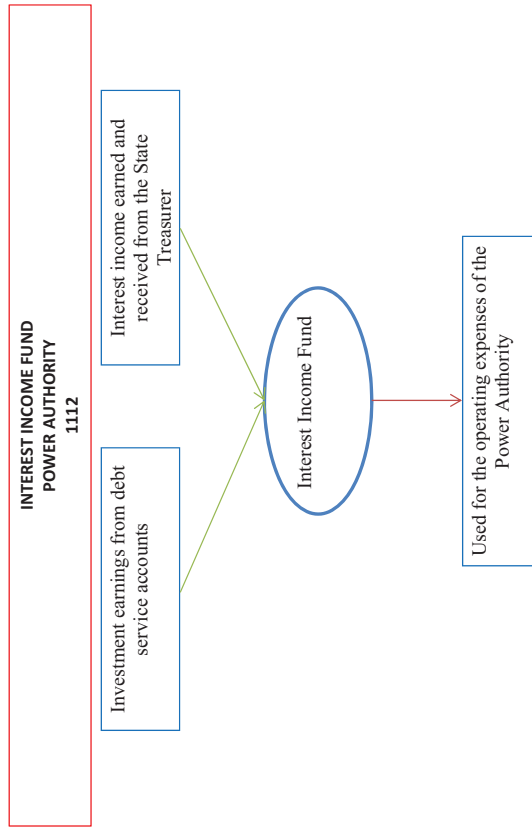
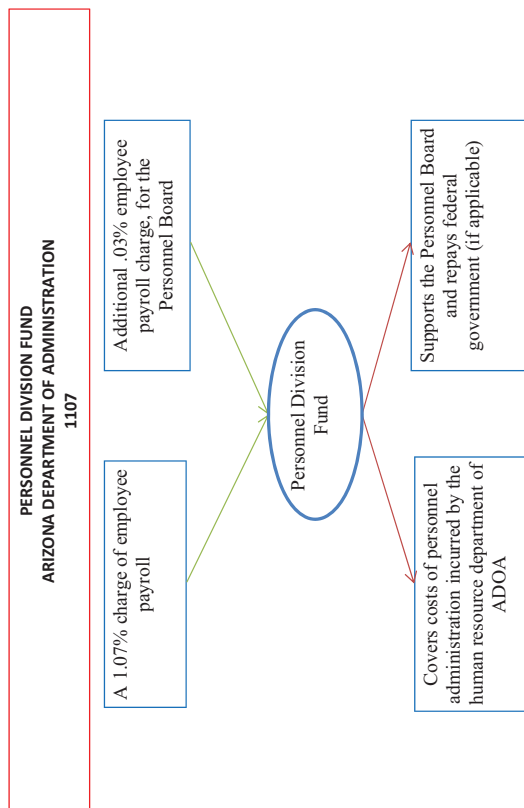
Funds are utilized to fund licensing, inspections, and enforcement at these facilities

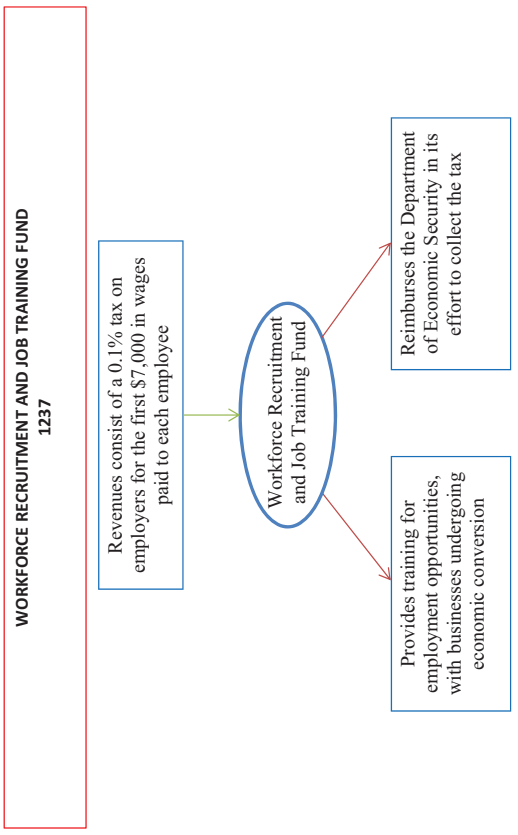
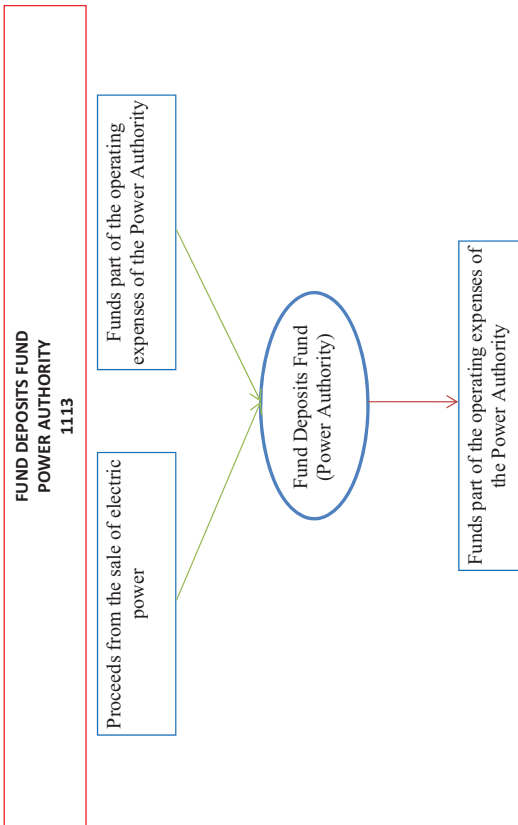
**SERVICE FEES INCREASE FUND
OFFICE OF PEST MANAGEMENT
1050SBA**

Fees authorized by the Office of Pest Management

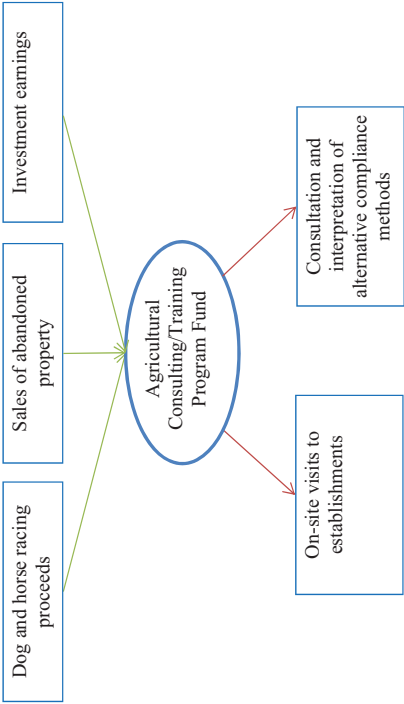


Used to recover costs lost during the economic downturn

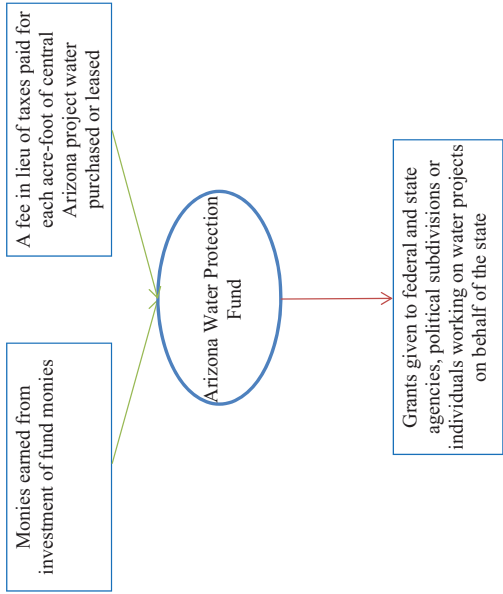




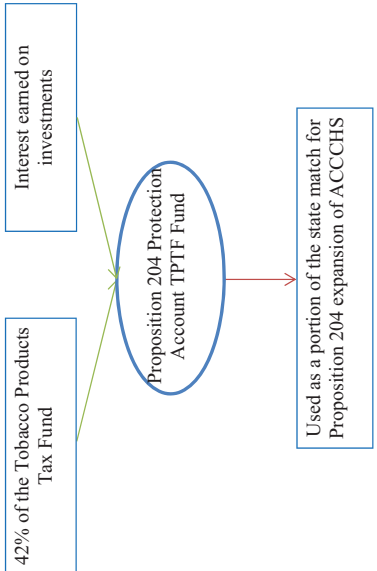
AGRICULTURAL CONSULTING/TRAINING PROGRAM FUND
ARIZONA DEPARTMENT OF AGRICULTURE
1239



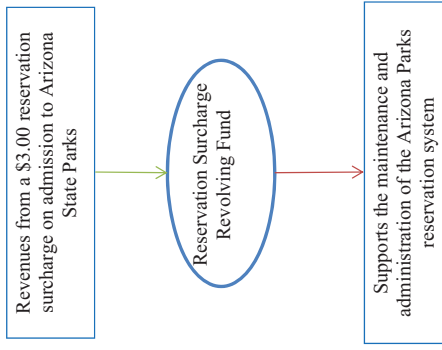
ARIZONA WATER PROTECTION FUND
DEPARTMENT OF WATER RESOURCES
1302

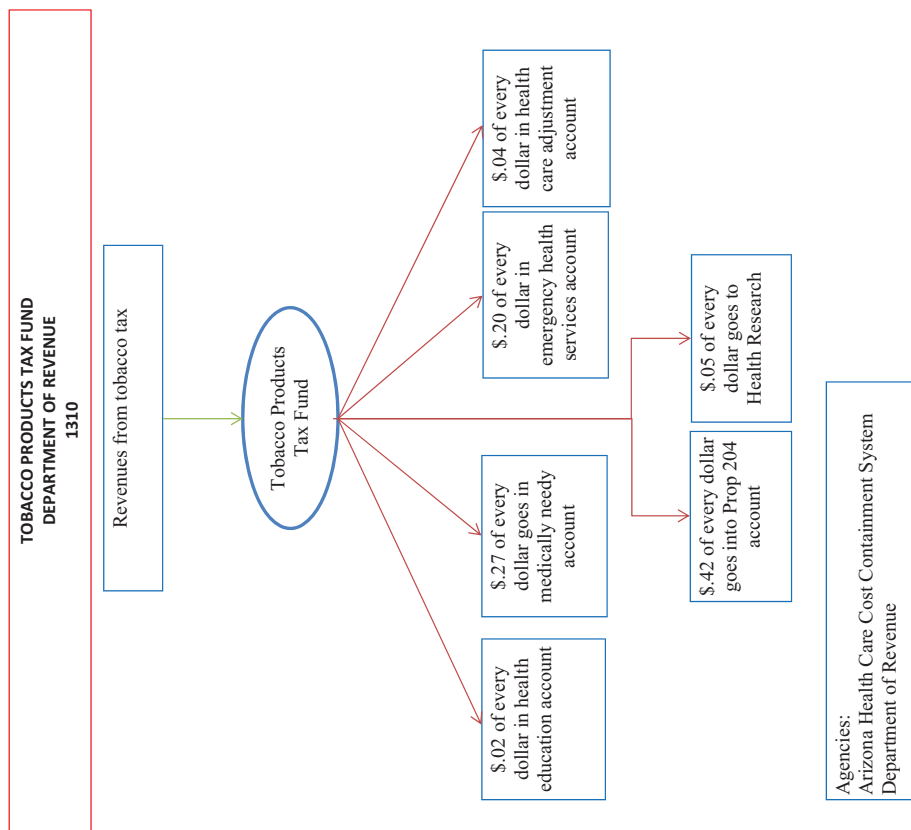
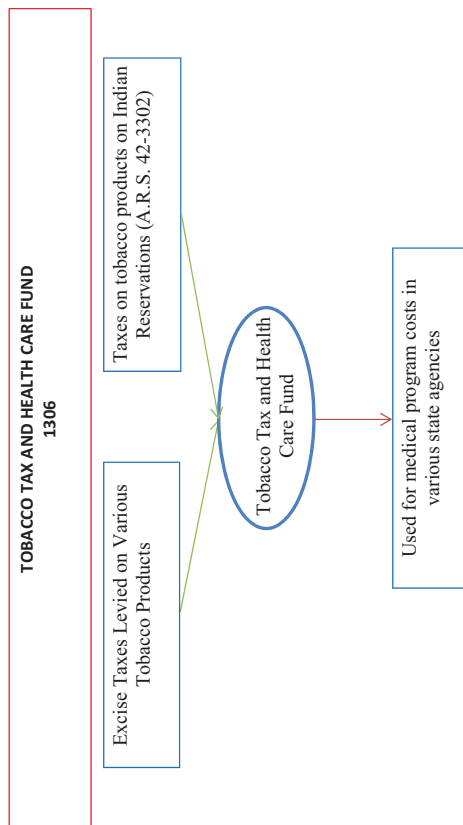


**PROPOSITION 204 PROTECTION ACCOUNT (TPTF) FUND
ARIZONA HEALTH CARE COST CONTAINMENT SYSTEM
1303**



**RESERVATION SURCHARGE REVOLVING FUND
STATE PARKS BOARD
1304**





**RETIREMENT SYSTEM APPROPRIATED FUND
ARIZONA STATE RETIREMENT SYSTEM
1401**

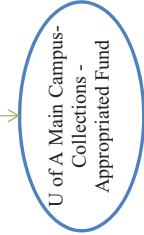
Funds appropriated from retirement contributions



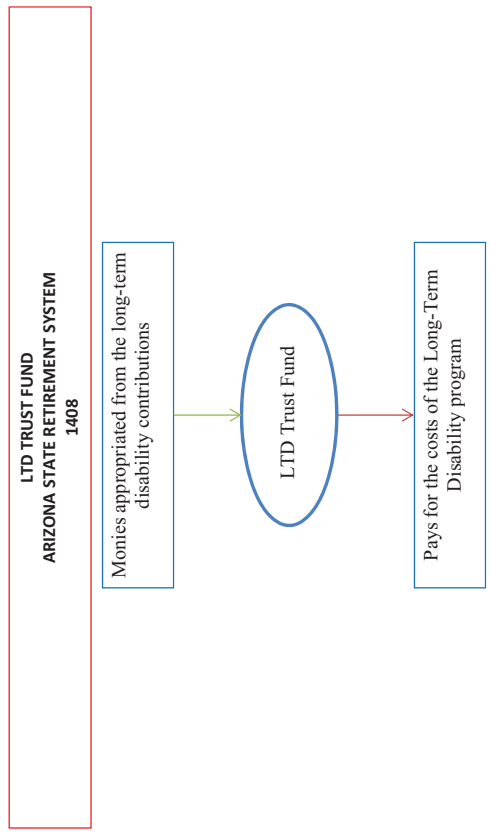
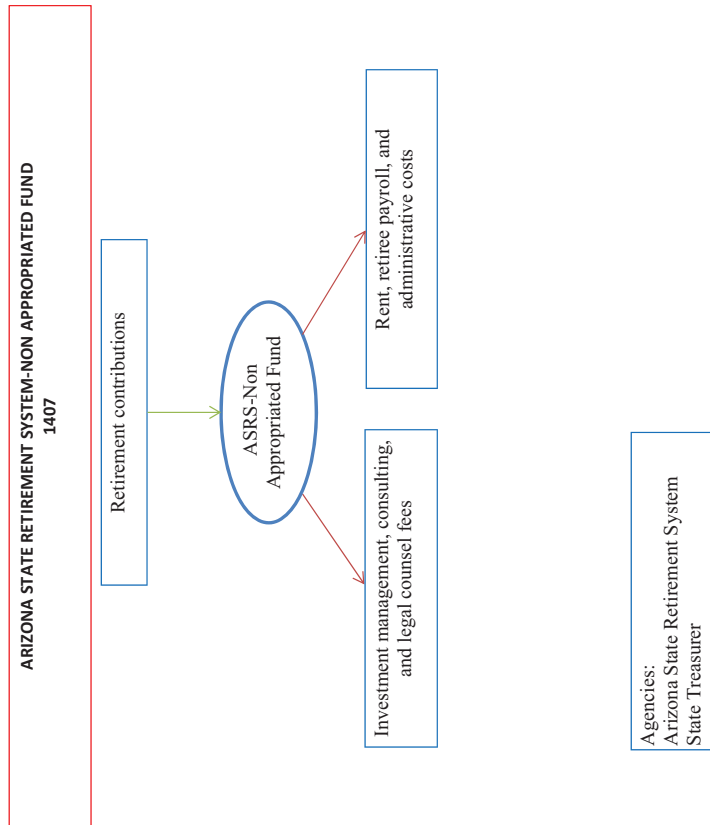
Used to administer the state retirement system

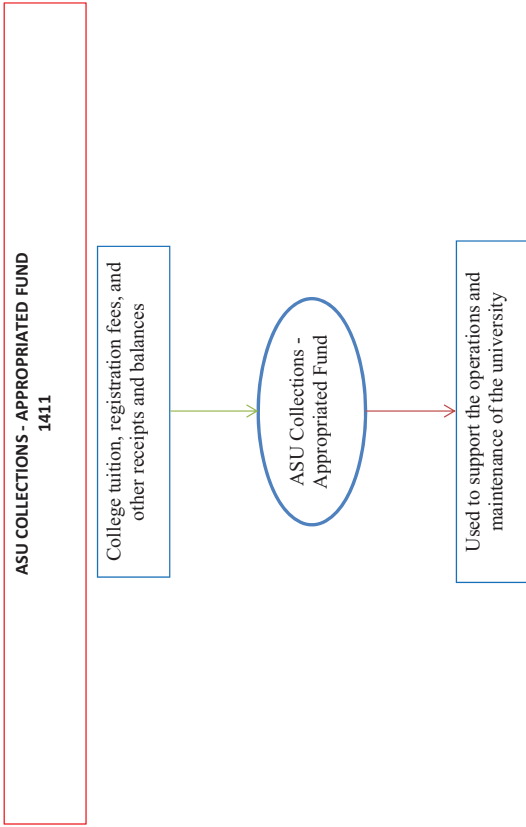
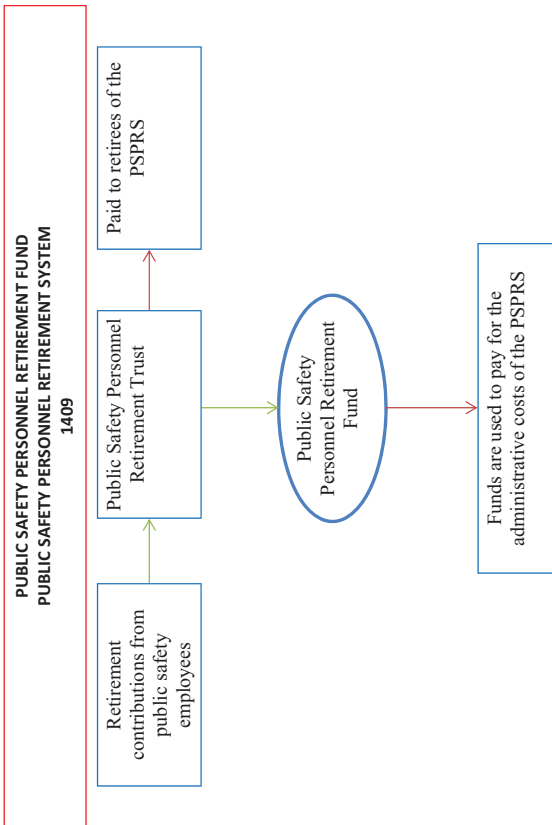
**U OF A MAIN CAMPUS - COLLECTIONS - APPROPRIATED FUND
1402**

College tuition, registration fees, and other receipts and balances



Used to support the operations and maintenance of the university





NAU COLLECTIONS - APPROPRIATED FUND
NORTHERN ARIZONA UNIVERSITY
1421

College tuition, registration fees, and other receipts and balances

NAU Collections - Appropriated Fund

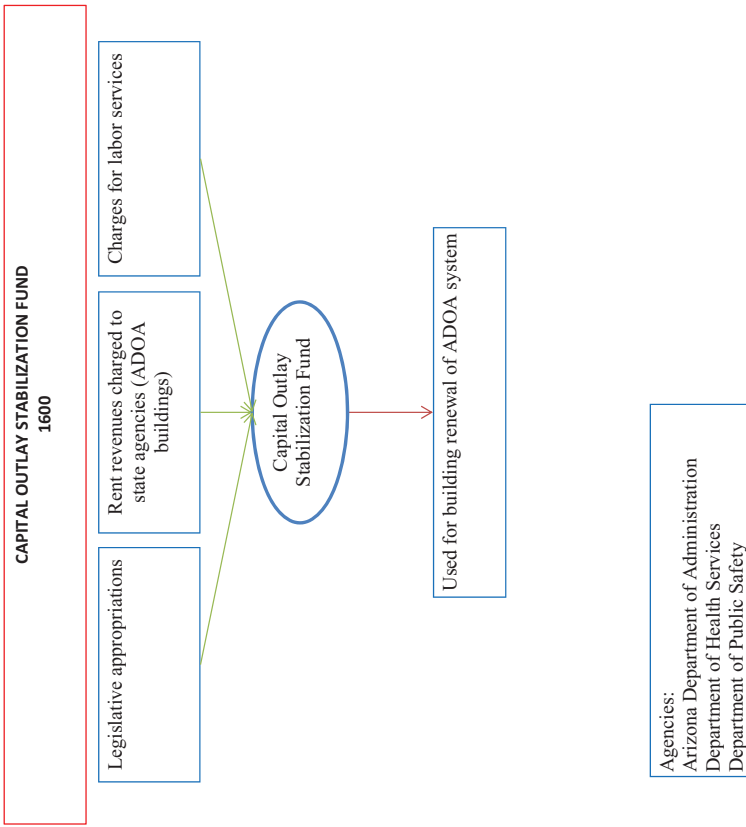
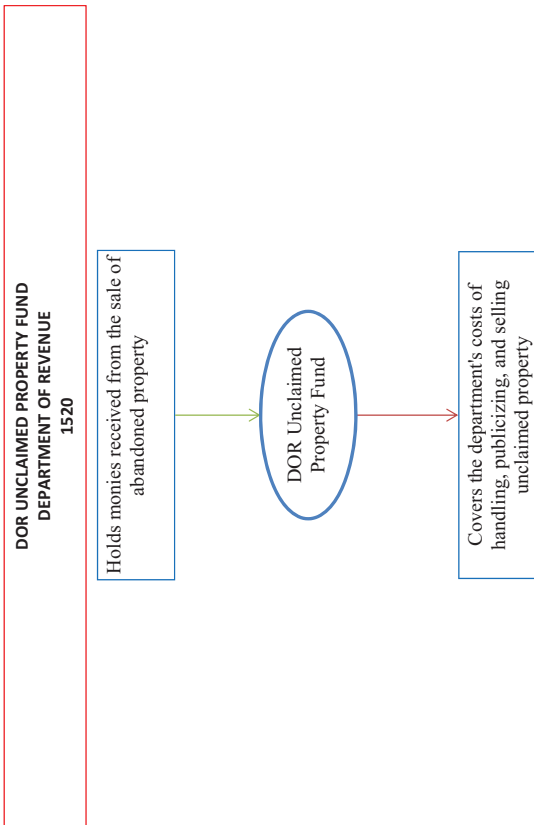
Used to support the operations and maintenance of the university

DOR EXCISE AND PRIVILEGE FUND
DEPARTMENT OF REVENUE
1510

The department collects and administers excise taxes

DOR Excise and Privilege Fund

Provides a uniform method of administration and collection of transaction privilege and excise taxes imposed by the state or cities or towns



MICROSOFT SETTLEMENT FUND
ATTORNEY GENERAL - DEPARTMENT OF LAW
1992

Revenues are from settlement proceeds from
Daisy Mountain Fire District v. Microsoft

Microsoft Settlement
Fund

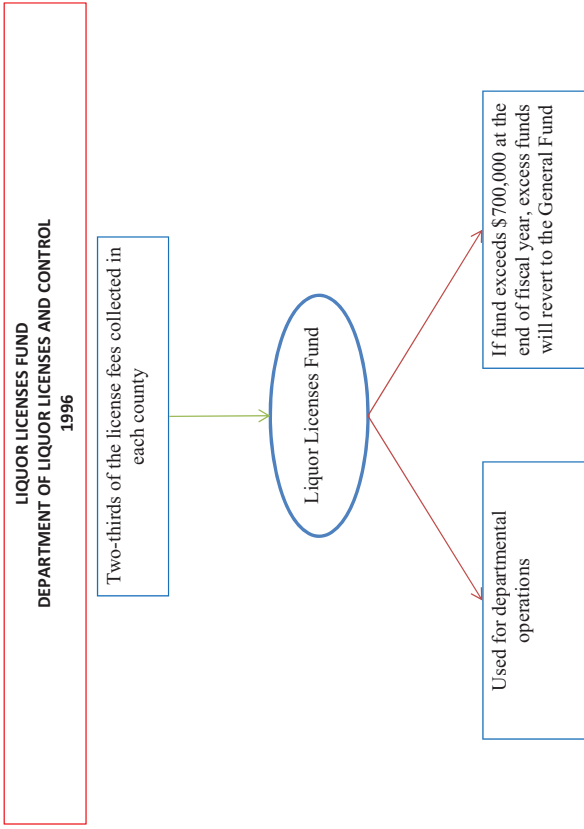
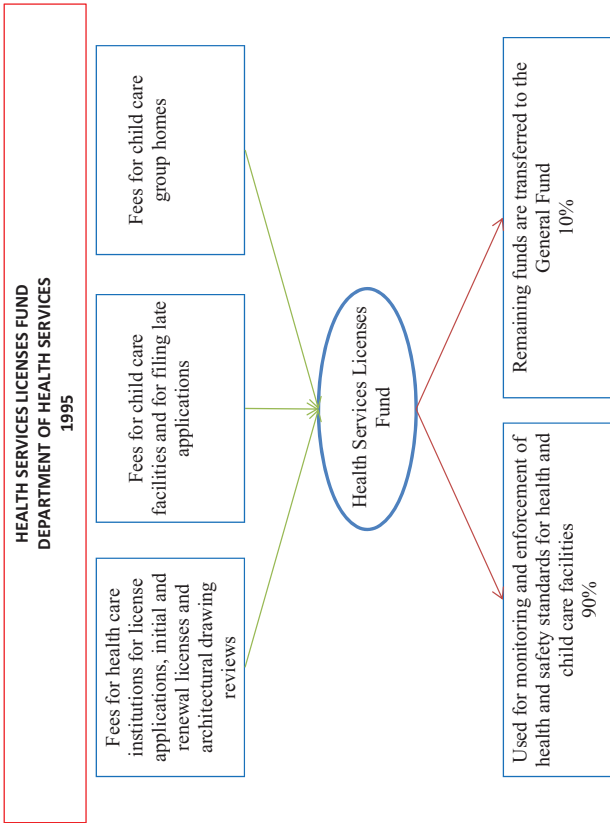
Reimburses state agencies for select software
purchases if FY 2011

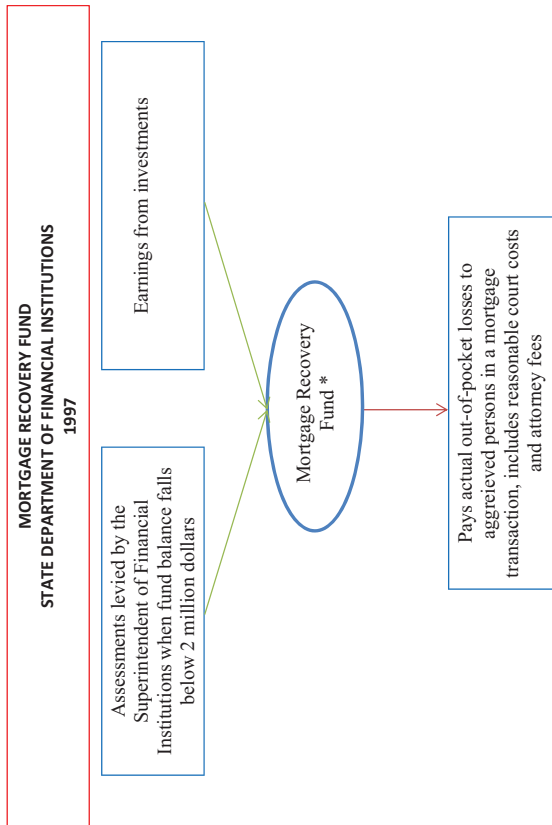
DOR ADMINISTRATIVE FUND
DEPARTMENT OF REVENUE
1993

\$24.5 million is received after initial
transfers to the mentally ill housing trust
fund and the housing trust fund

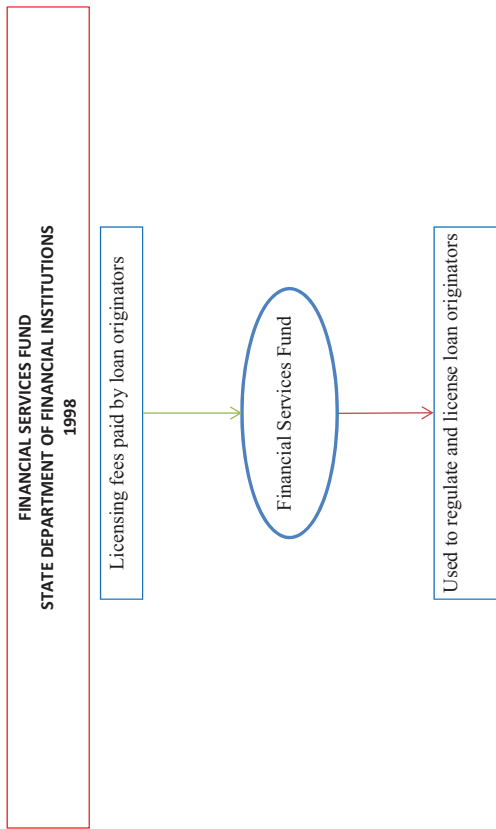
DOR Administrative
Fund

Used solely for the administrative costs of
the department

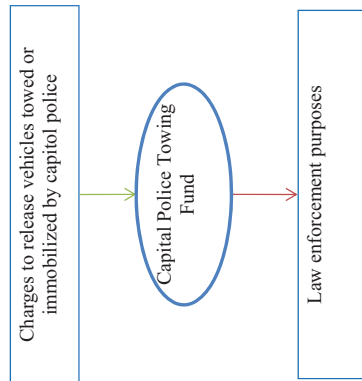




* ARS 6-991.01
 E. The mortgage recovery fund's liability shall not exceed:
 1. Two hundred thousand dollars for each transaction, regardless of the number of persons aggrieved or the number of licensees or parcels of real estate involved.
 2. Five hundred thousand dollars for each licensee.
 F. The liability of the fund for the acts of a licensed loan originator is terminated on the issuance of orders authorizing payments from the fund in an aggregate amount as prescribed by subsection E of this section.
 G. The fund is liable to pay only against the license of a natural person, not on that of a corporation, a partnership or any other fictitious entity.

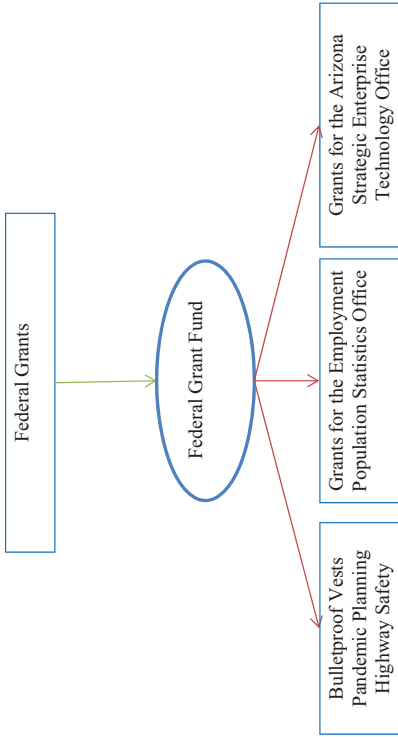


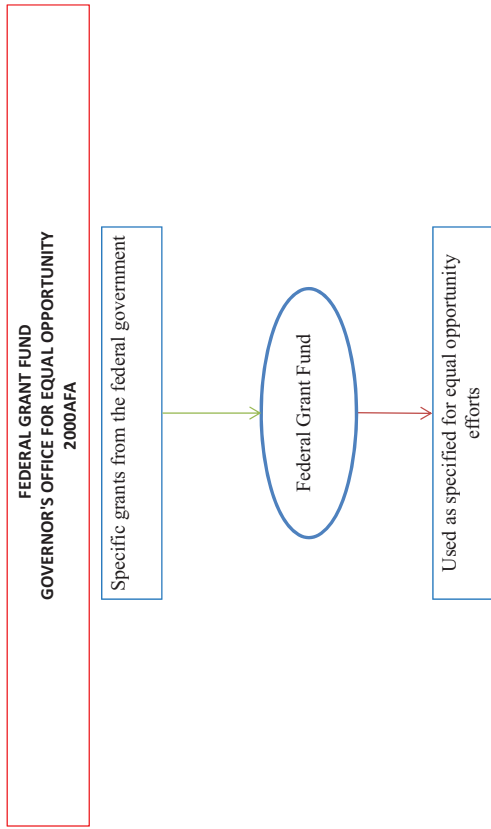
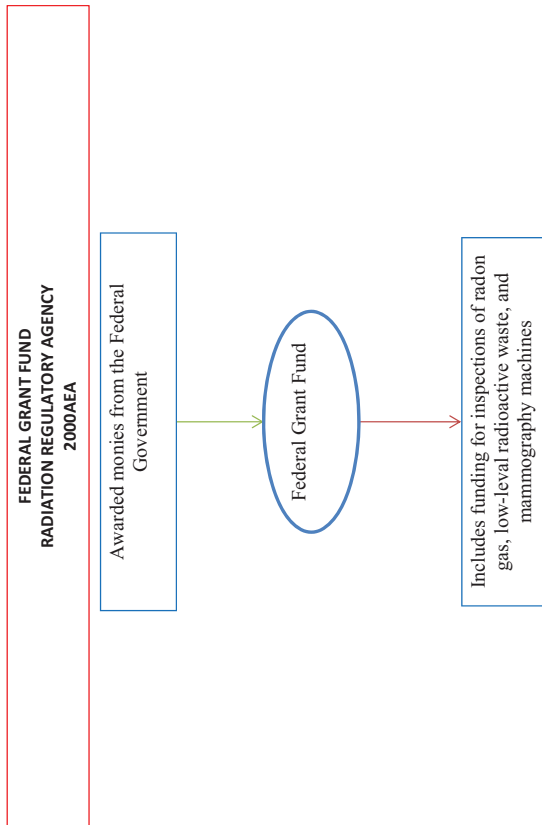
CAPITOL POLICE TOWING FUND
1999



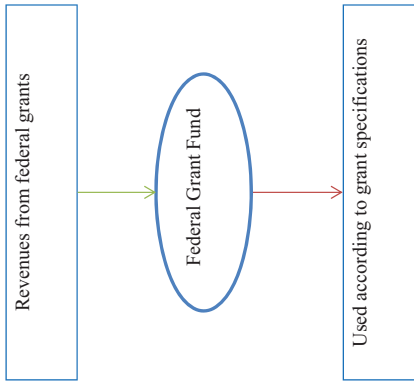
Agencies:
Arizona Department of Administration
Department of Public Safety

FEDERAL GRANT FUND 2000ADA
ARIZONA DEPARTMENT OF ADMINISTRATION
2000ADA

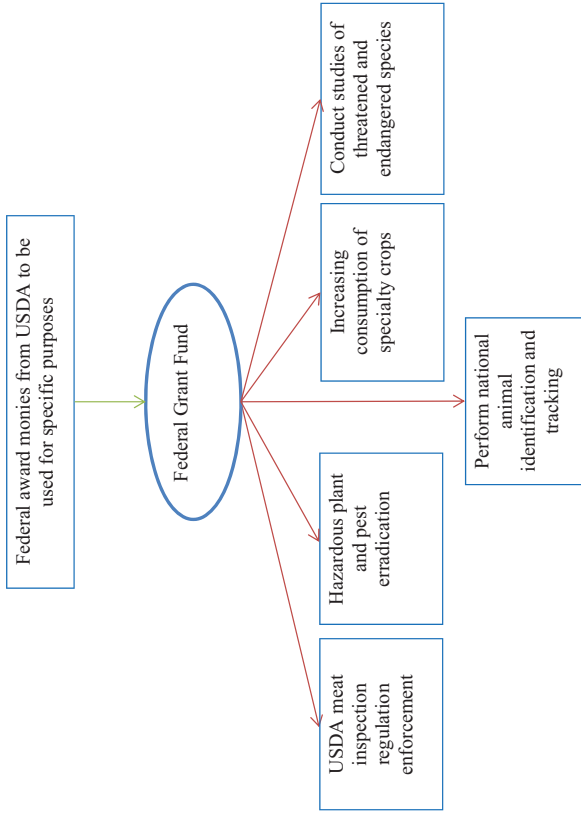


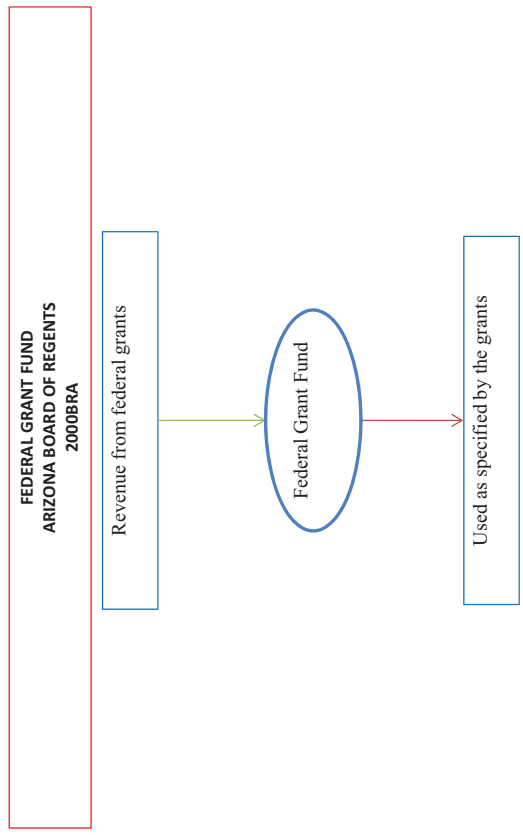
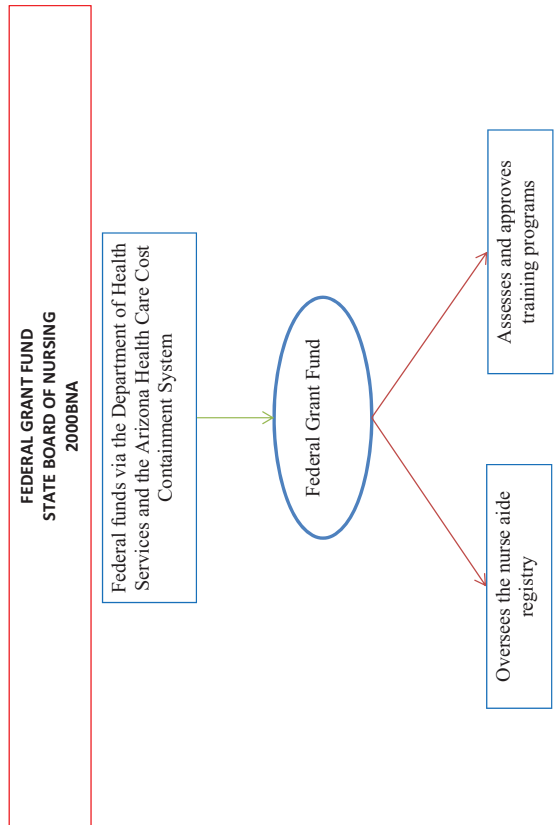


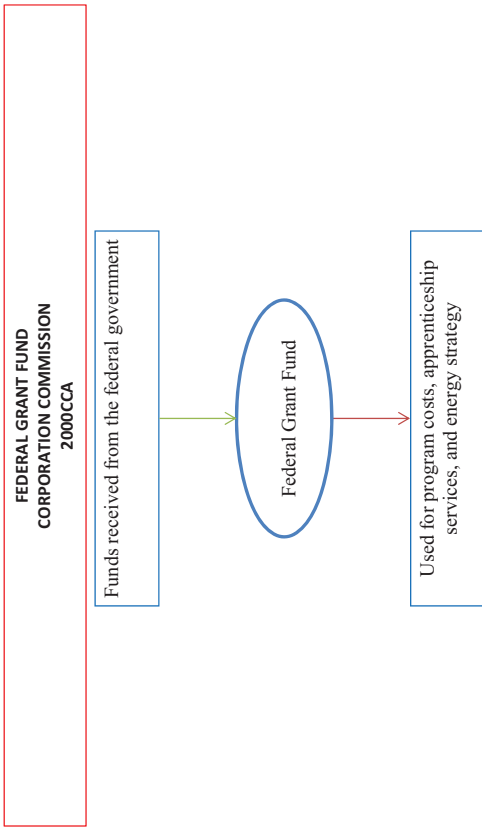
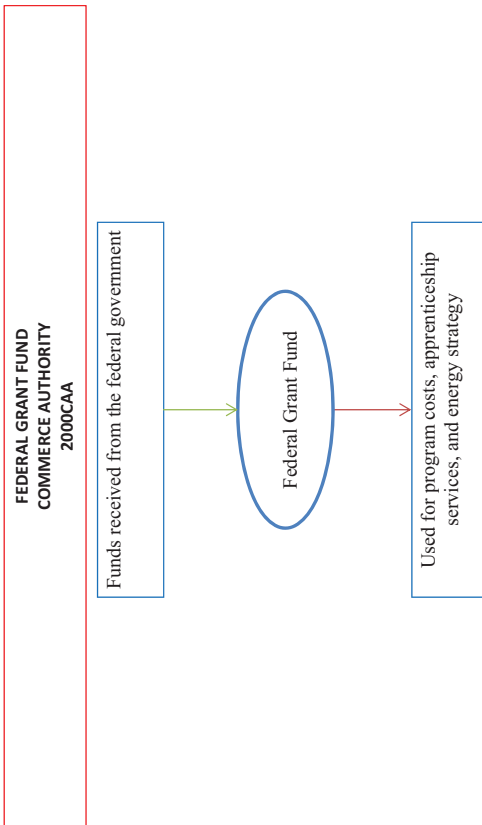
FEDERAL GRANT FUND
ATTORNEY GENERAL - DEPARTMENT OF LAW
2000AGA



FEDERAL GRANT FUND
ARIZONA DEPARTMENT OF AGRICULTURE
2000AHA







**FEDERAL GRANT FUND
EARLY CHILDHOOD DEVELOPMENT AND HEALTH BOARD
2000CDA**

Funds come from the U.S. DHHS for the Head Start for School Readiness Act of 2007

Federal Grant Fund

Supports the costs of implementing a pilot study to determine if the quality rubric is a valid measure of quality care

**FEDERAL GRANT FUND
DEPARTMENT OF CORRECTIONS
2000DCA**

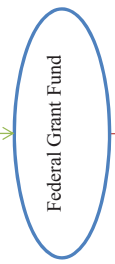
A clearing account for federal funds

Federal Grant Fund

Used for treatment programming for inmates

**FEDERAL GRANT FUND
DEPARTMENT OF ECONOMIC SECURITY
2000DEA**

Federal grants from: U.S. Department of Health and Human Services, Department of Labor, Department of Education, and the Department of Defense



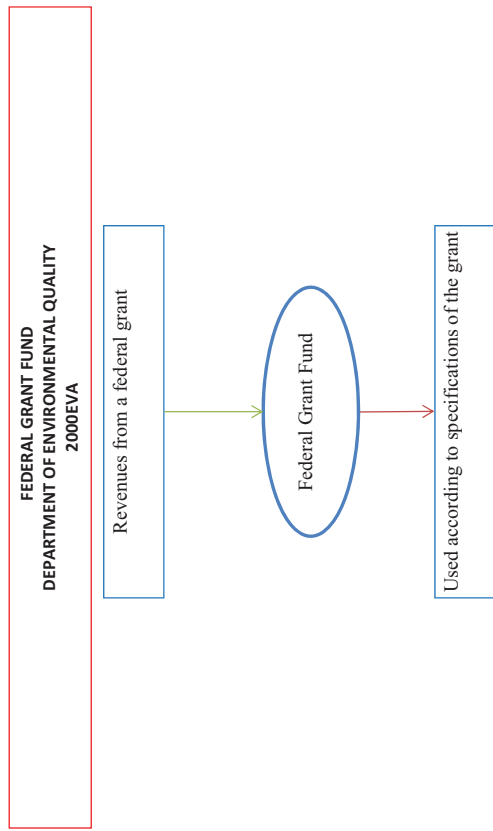
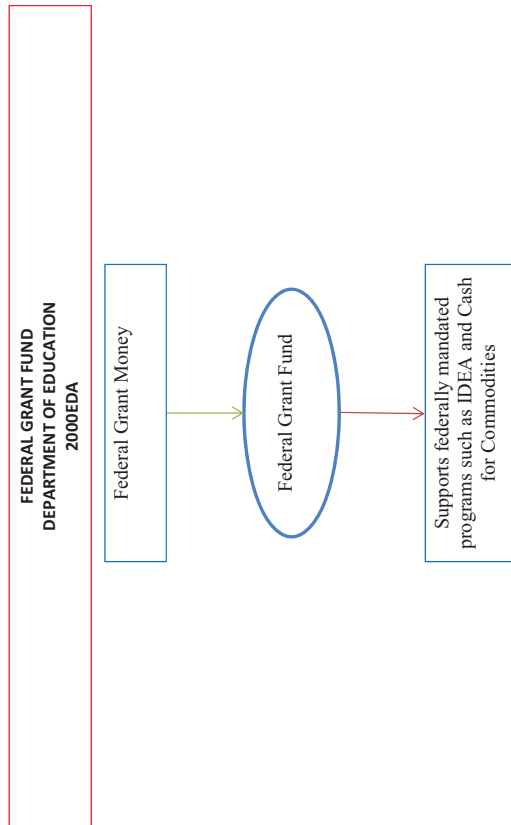
Used on behalf of clients in various programs

**FEDERAL GRANT FUND
DEPARTMENT OF JUVENILE CORRECTIONS
2000DJA**

Federal monies received from various department grants



Funds are used to support services in education and community programs



**FEDERAL GRANT FUND
ARIZONA GAME AND FISH DEPARTMENT
2000GFA**

Revenue from federal grants



Federal Grant Fund



To be used according to grant specifications

**FEDERAL GRANT FUND
GOVERNOR'S OFFICE OF HIGHWAY SAFETY
2000GHA**

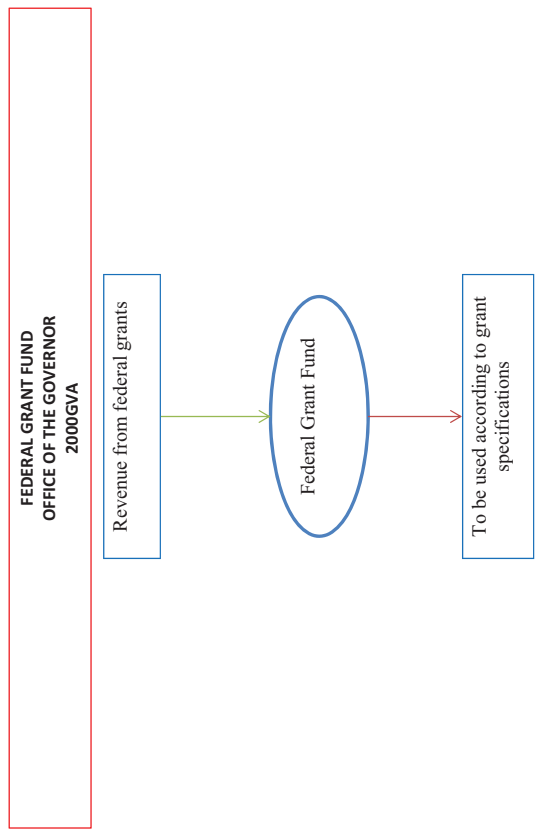
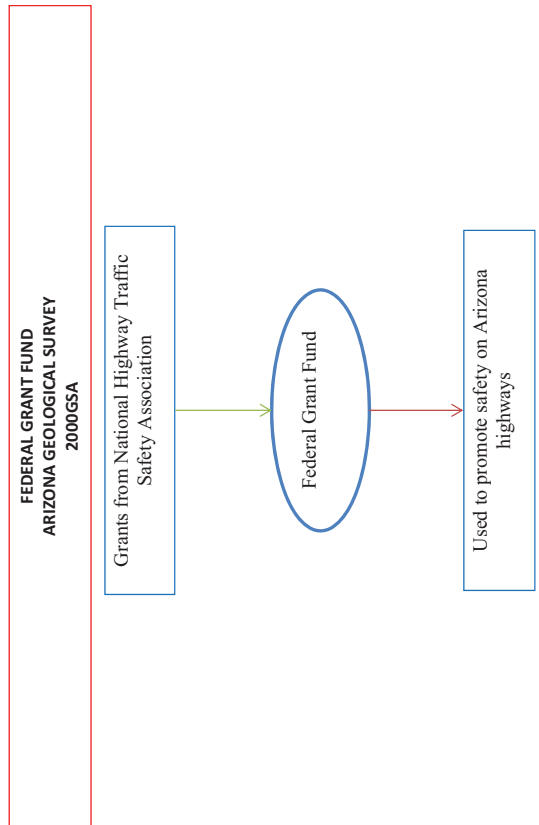
Grants received from the National Highway Transportation Safety Administration (NHTSA)

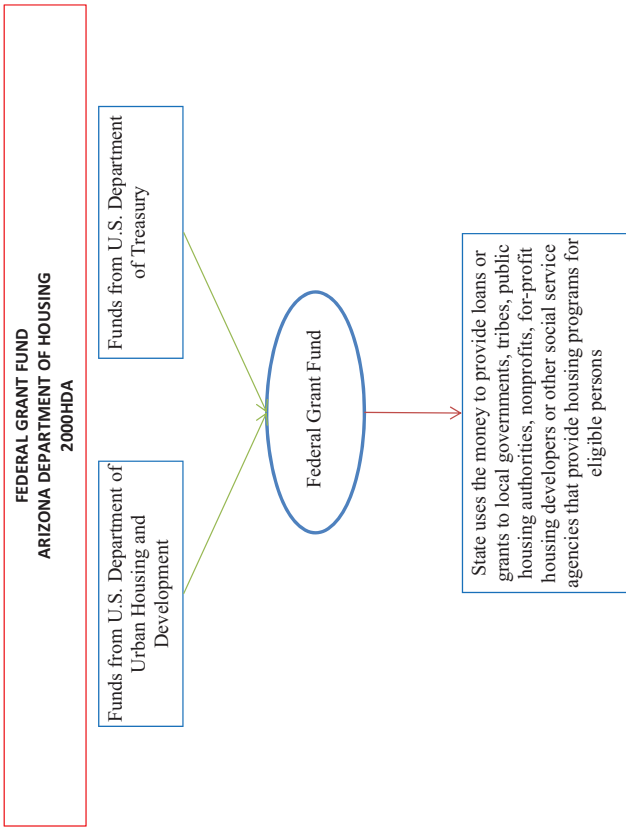
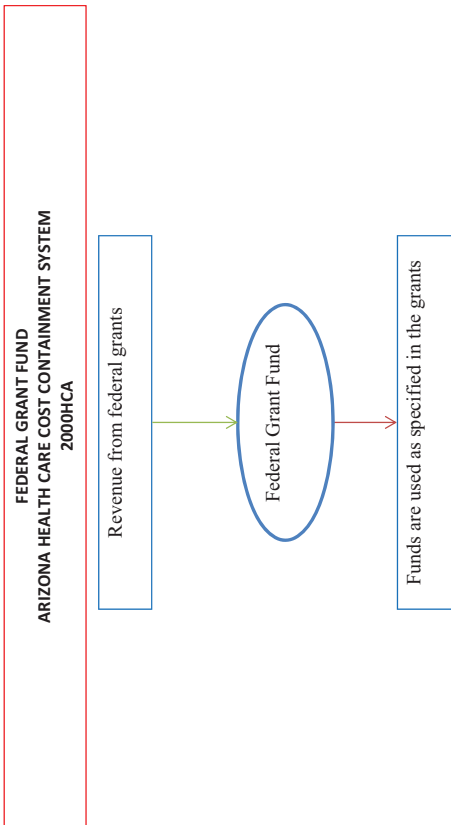


Federal Grant Fund



Promotes safety on Arizona highways and roads





FEDERAL GRANT FUND
DEPARTMENT OF HOMELAND SECURITY
2000HLA

Grants received from the U.S. Department
of Homeland Security

Federal Economic
Recovery Fund

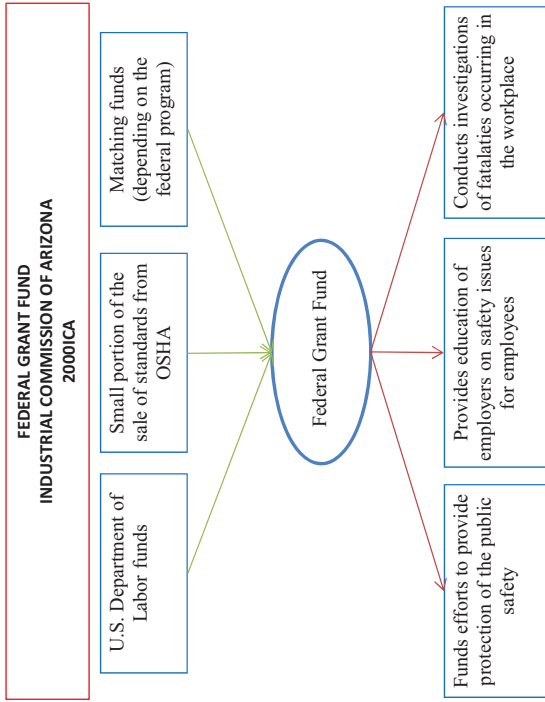
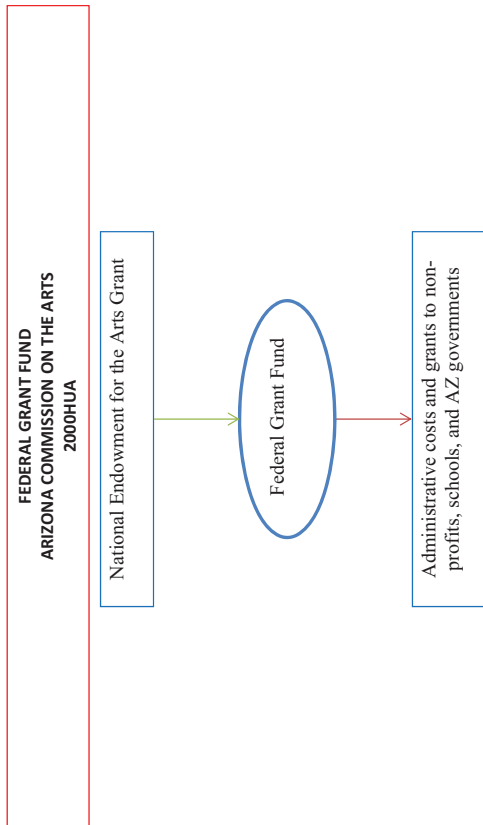
Passed on to state agencies and local
jurisdictions to prevent
terrorist attacks

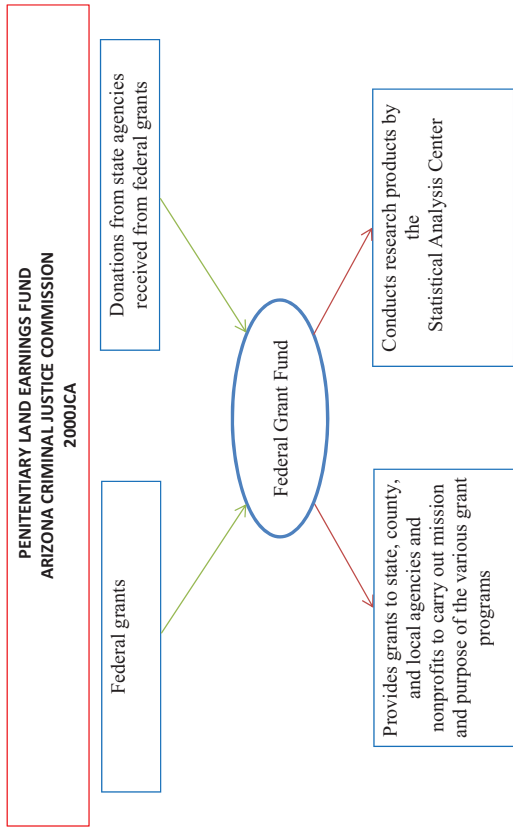
FEDERAL GRANT FUND
DEPARTMENT OF HEALTH SERVICES
2000HSA

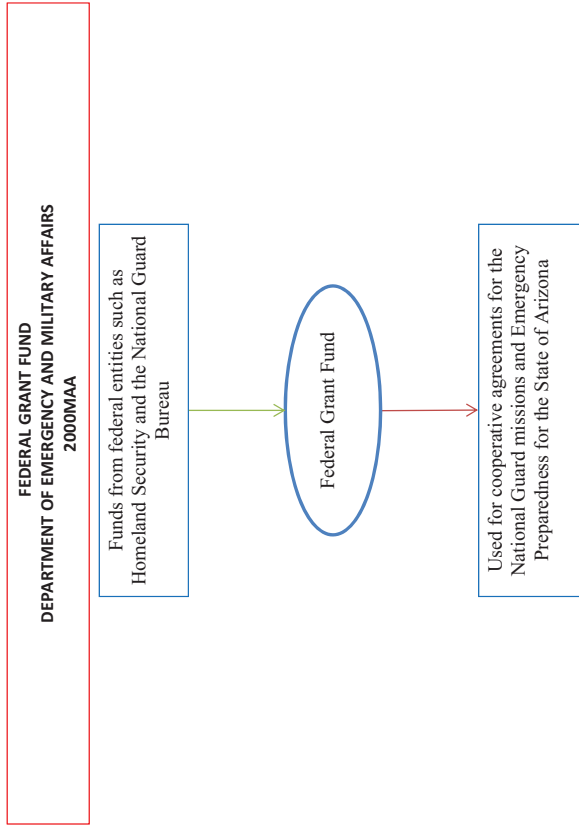
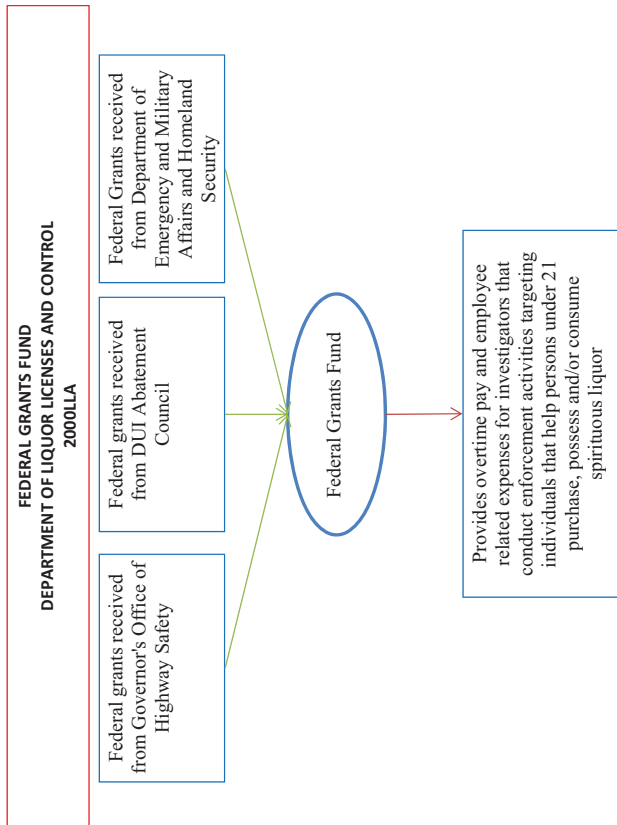
Grants and reimbursements from the
federal government

Federal Grant Fund

Provides health services according to the
terms of each grant

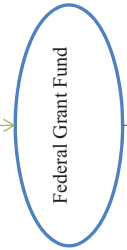






**FEDERAL GRANT FUND
STATE MINE INSPECTOR
2000MIA**

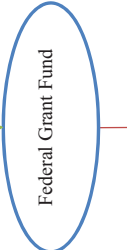
Receives federal grants from the Department of Labor, Mine Safety and Health Administration



Used to provide training and education to new miners and provides annual refresher trainings for every mine employee and contractors

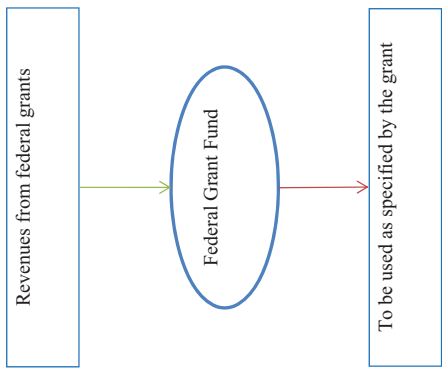
**FEDERAL GRANT FUND
DEPARTMENT OF FIRE, BUILDING, AND LIFE SAFETY
2000MIA**

A Federal grant from the Department of Labor, Mine Safety & Health Administration

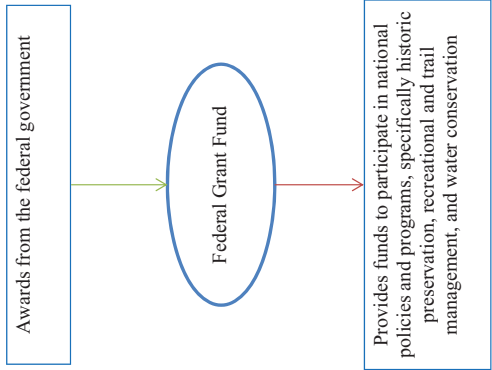


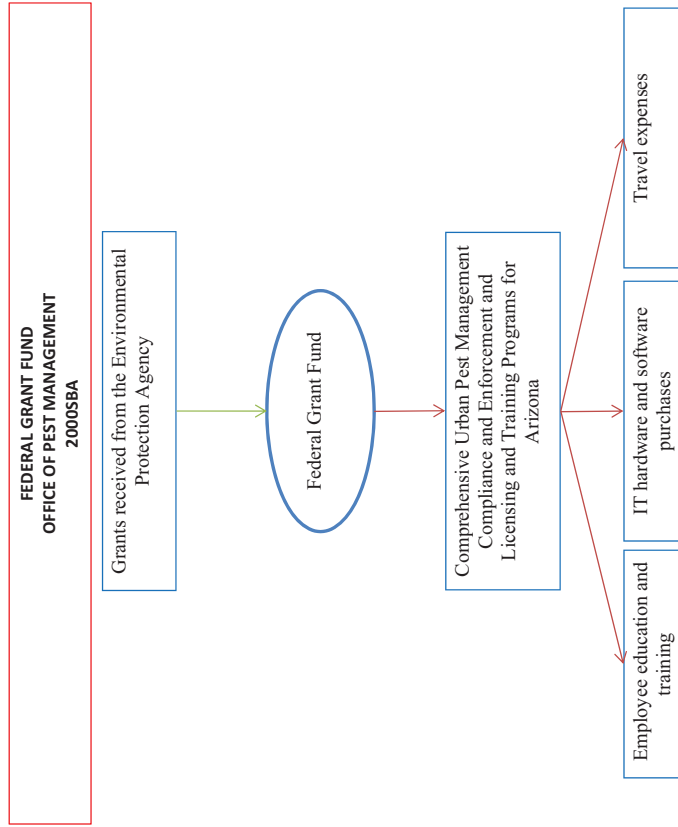
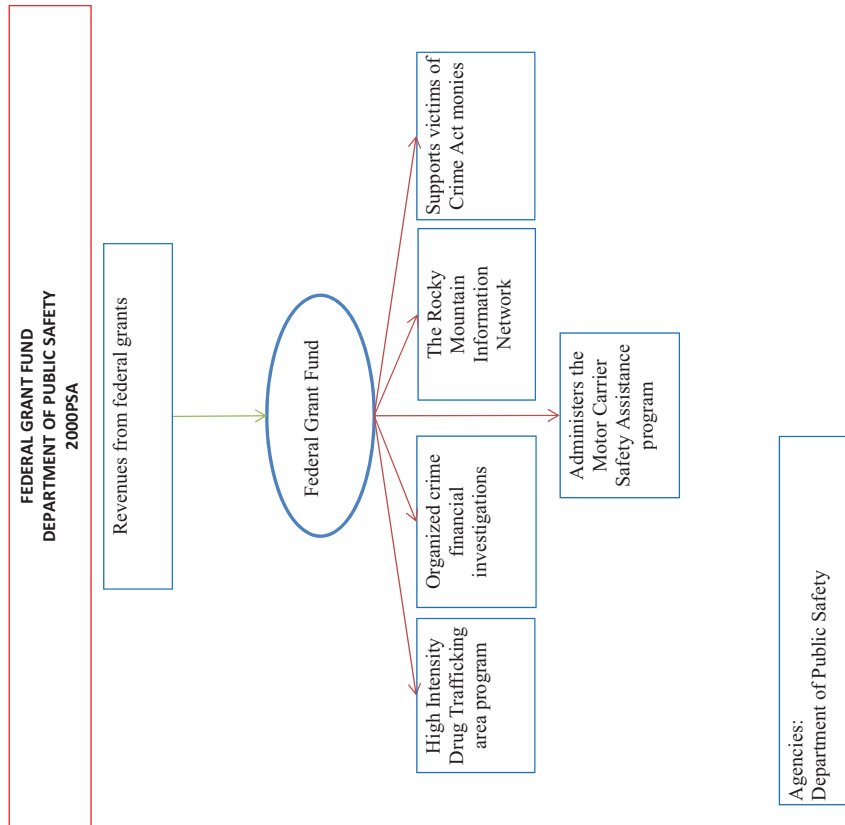
Provides education and training for new miners and provides refresher courses

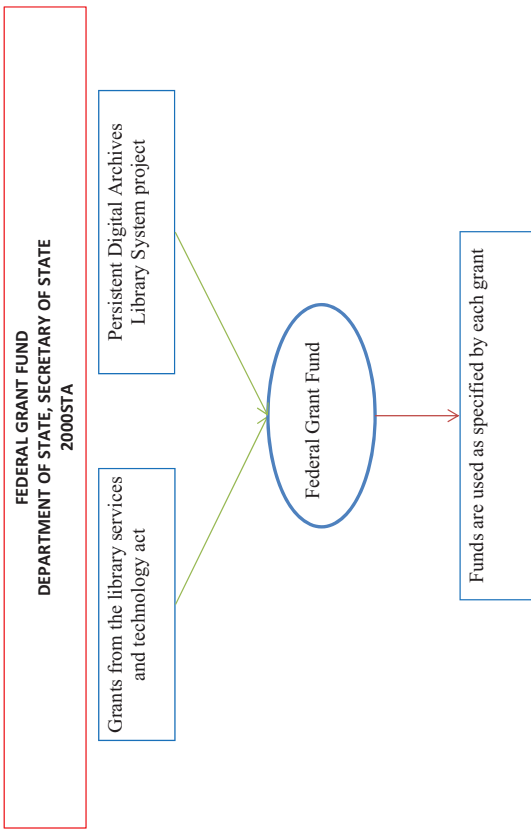
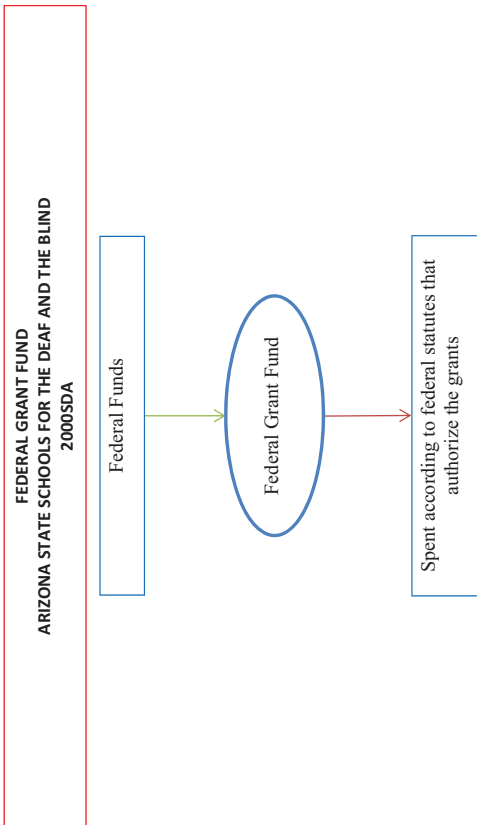
**FEDERAL GRANT FUND
COMMISSION FOR POSTSECONDARY EDUCATION
2000PEA**

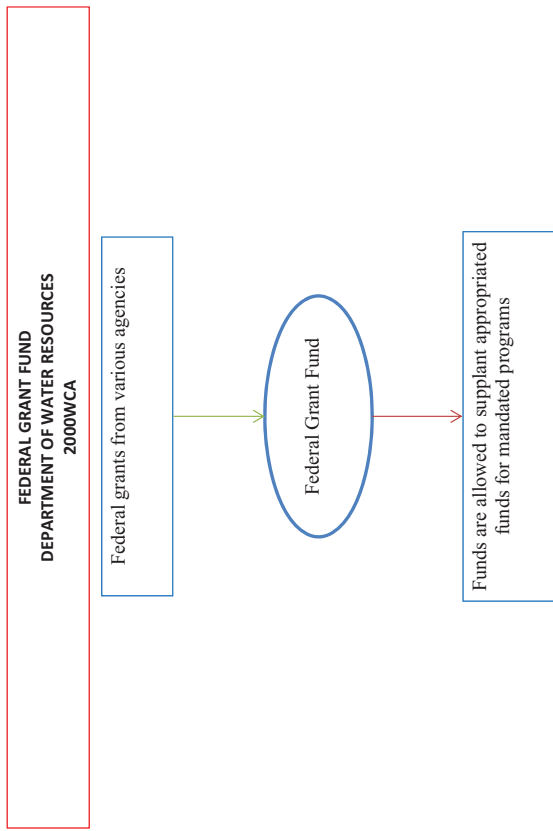
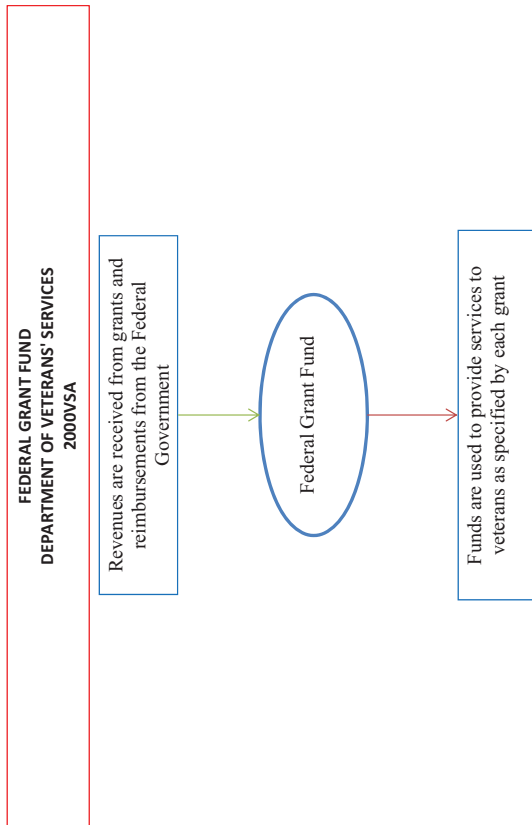


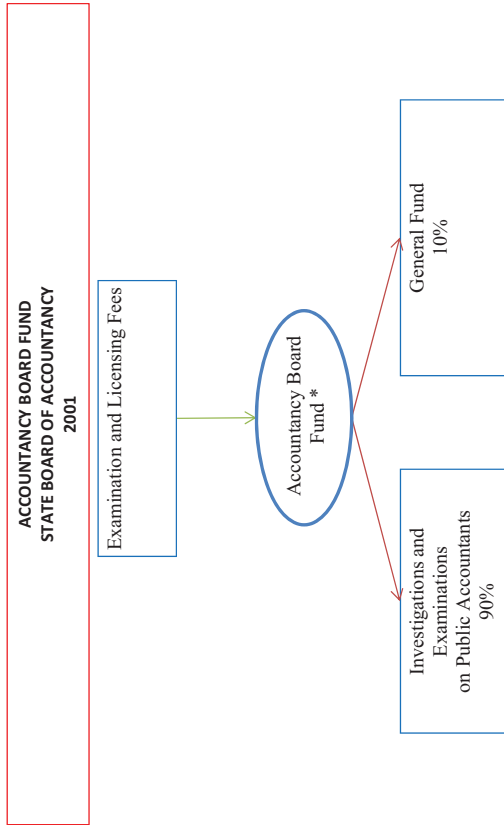
**FEDERAL GRANT FUND
STATE PARKS BOARD
2000PRA**



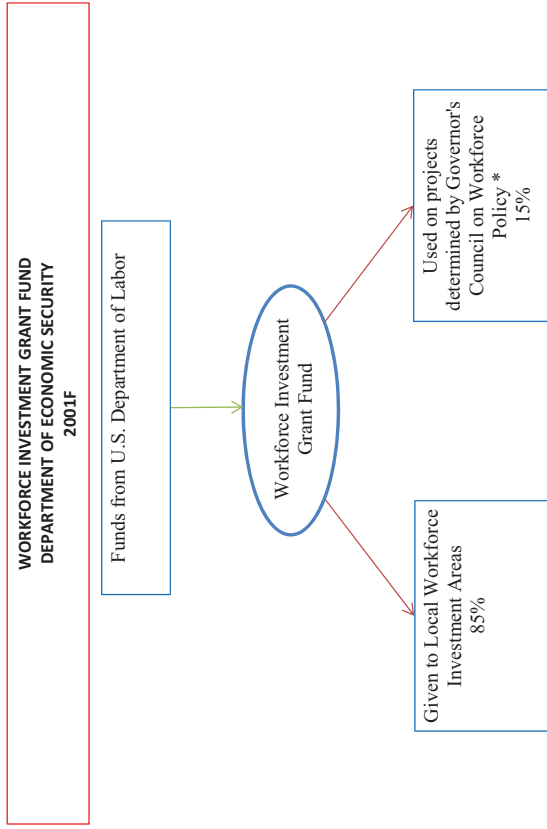






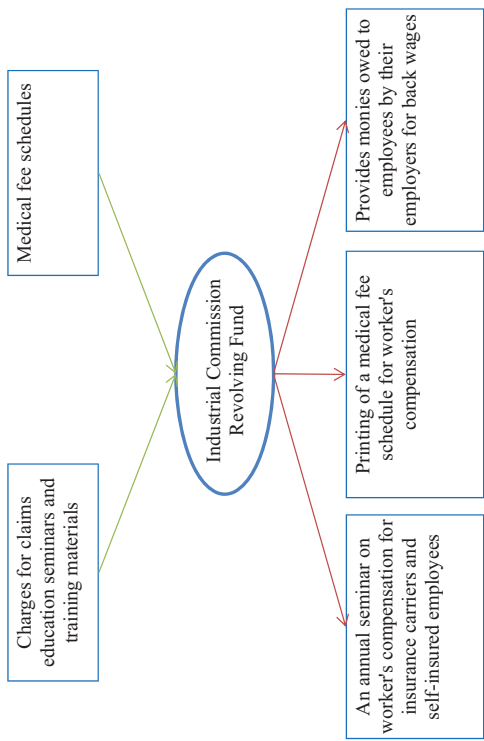


*Collections from penalties go directly to the General Fund

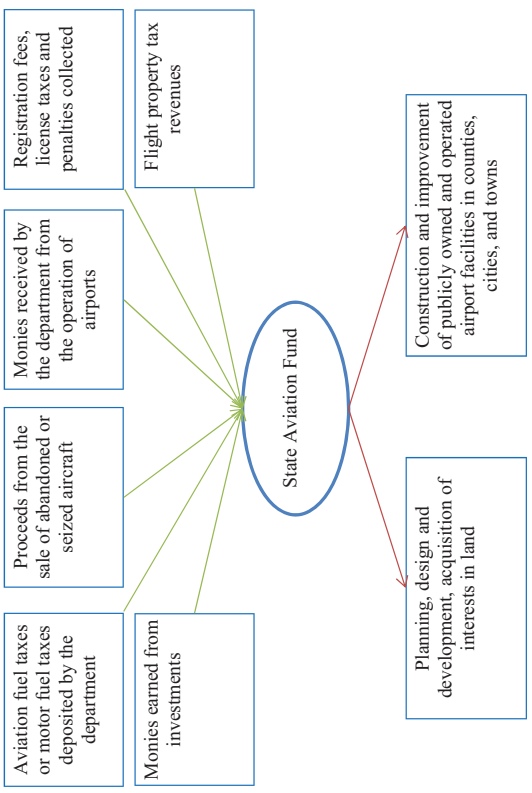


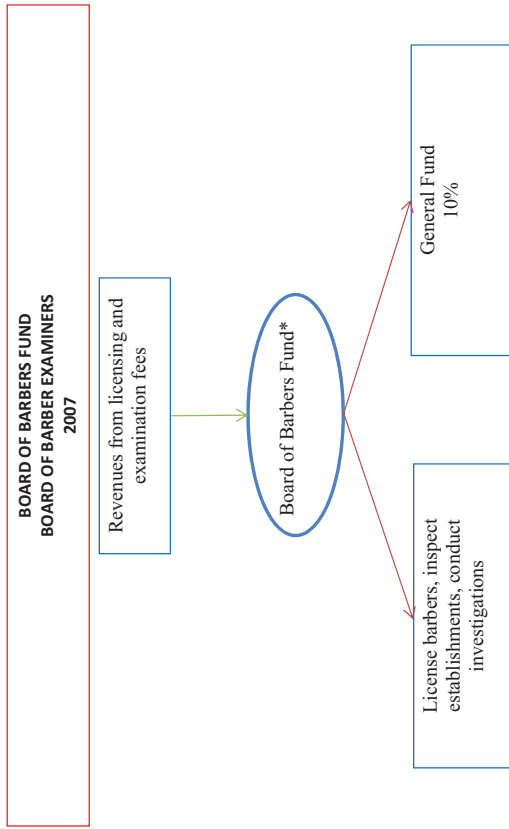
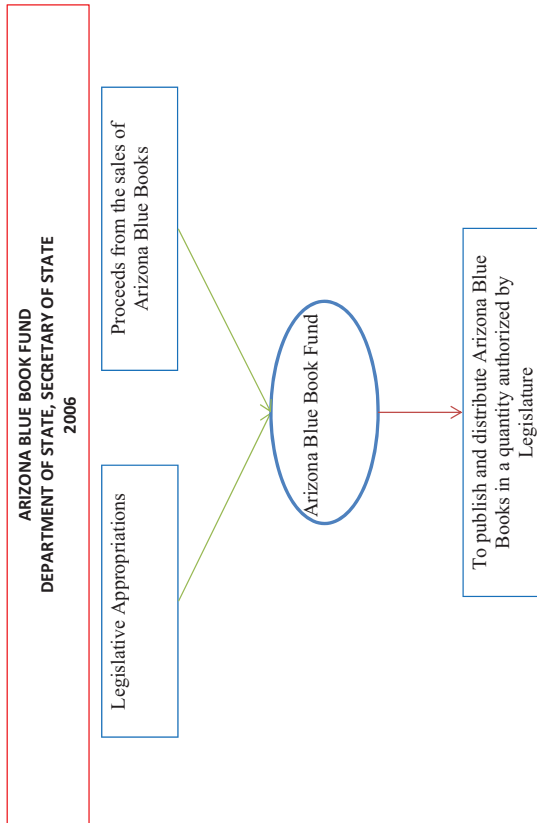
*No more than 5% may be used for administrative purposes

**INDUSTRIAL COMMISSION REVOLVING FUND
INDUSTRIAL COMMISSION OF ARIZONA
2002**



**STATE AVIATION FUND
DEPARTMENT OF TRANSPORTATION
2005**





*Collections from penalties go directly to the General Fund

**TEMPORARY ASSISTANCE FOR NEEDY FAMILIES (TANF) FUND
DEPARTMENT OF ECONOMIC SECURITY
2007F**

Funds from U.S. Department of Health and Human Services

Temporary Assistance for Needy Families Fund

- Assists needy families so that children can be cared for in their own homes
- Preventing out-of-wedlock pregnancies
- reduces dependency of needy parents by promoting job preparation, work, and marriage
- Encourages the formation and maintenance of two-parent families

**CHILD CARE AND DEVELOPMENT FUND
2008F**

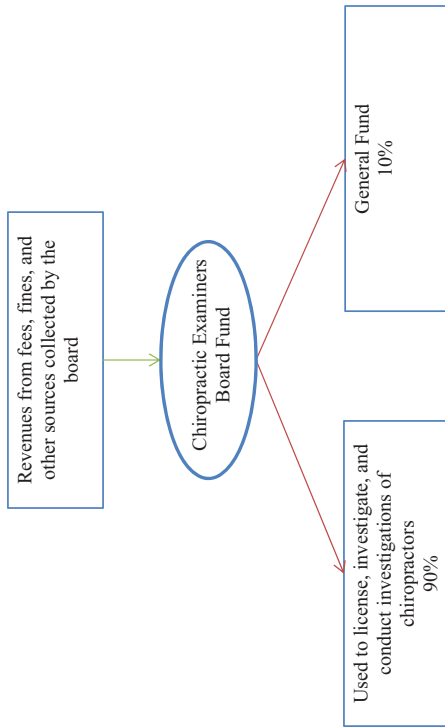
Bloc grant from U.S. Department of Health and Human Services

Child Care and Development Fund

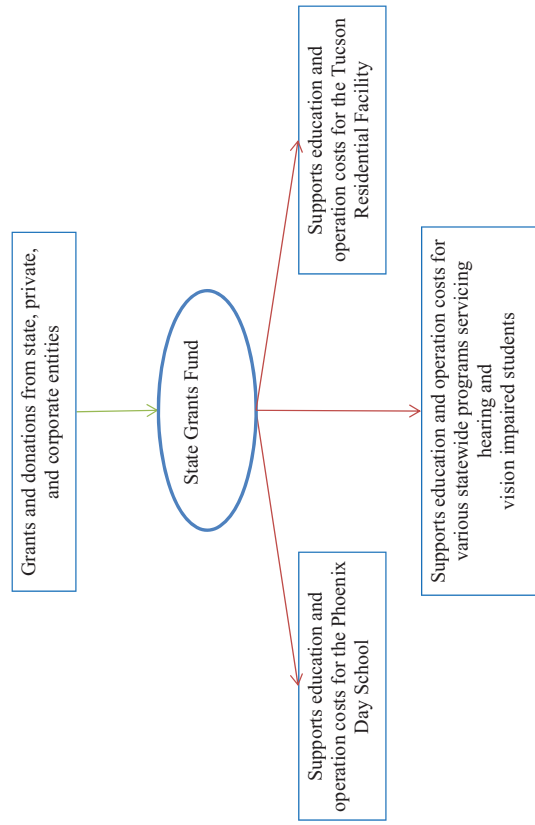
- A minimum of 4% of funds must be used to improve quality child care
- Some earmarked funds are for expansion of the availability of child care and increasing quality for infants and toddlers
- Helps low-income or families transitioning from public assistance obtain child care so they can work or receive training

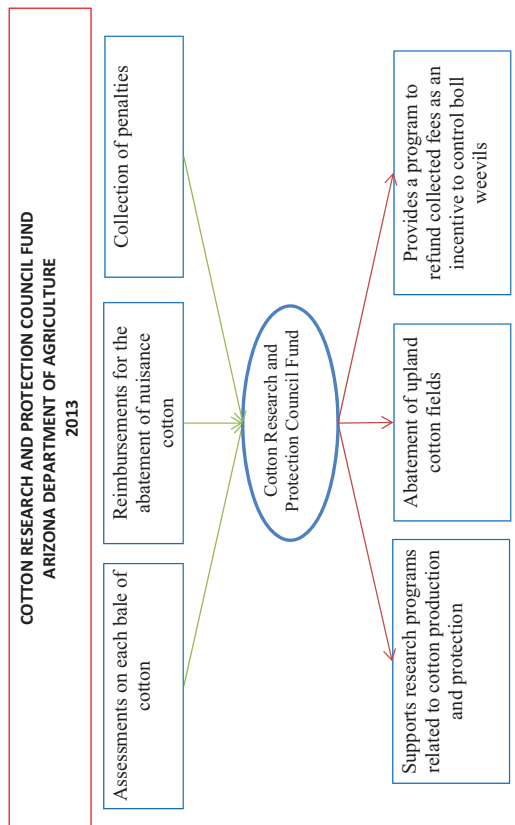
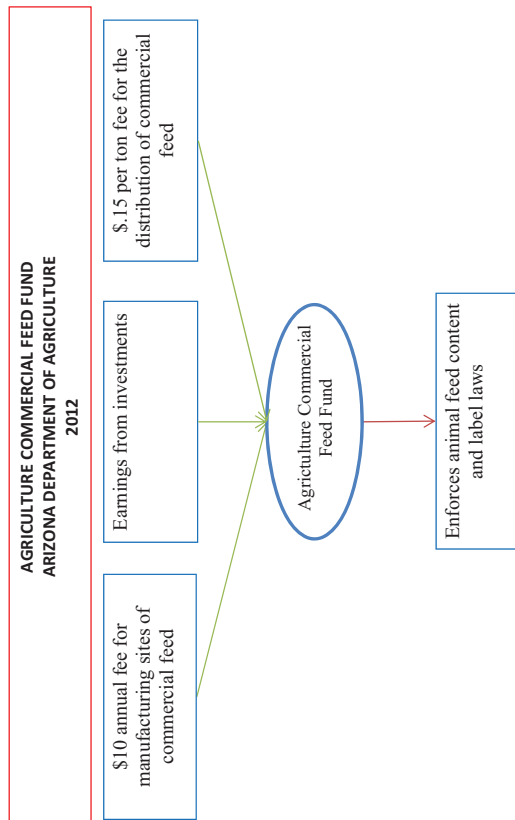
Agencies:
Department of Health Services
Department of Economic Security

CHIROPRACTIC EXAMINERS HEALTH FUND
STATE BOARD OF CHIROPRACTIC EXAMINERS
2010



STATE GRANTS FUND
ARIZONA STATE SCHOOLS FOR THE DEAF AND THE BLIND
2011





CONSUMER PROTECTION/FRAUD REVOLVING FUND
ATTORNEY GENERAL - DEPARTMENT OF LAW
2014

Court costs, civil penalties, and attorney fees recovered by the state relating to consumer protection/fraud



Used by the Attorney General to provide education on fraud

Used by Attorney General for investigations and enforcement measures

GREYHOUND ADOPTION FUND
ARIZONA DEPARTMENT OF RACING
2015

License fees from dog breeders, racing kennels and other operations where greyhounds are raised for dog racing



Provides financial assistance to approved nonprofits to promote the adoption of former racing greyhounds as domestic pets

**ATTORNEY GENERAL ANTI-TRUST REVOLVING FUND
ATTORNEY GENERAL - DEPARTMENT OF LAW
2016**

Monies recovered by the AG for State, pertaining to antitrust, restraint of trade, or pricefixing activities or conspiracies

Attorney General
Antitrust Revolving Fund

Funds antitrust enforcement costs

**COSMETOLOGY BOARD FUND
BOARD OF COSMETOLOGY
2017**

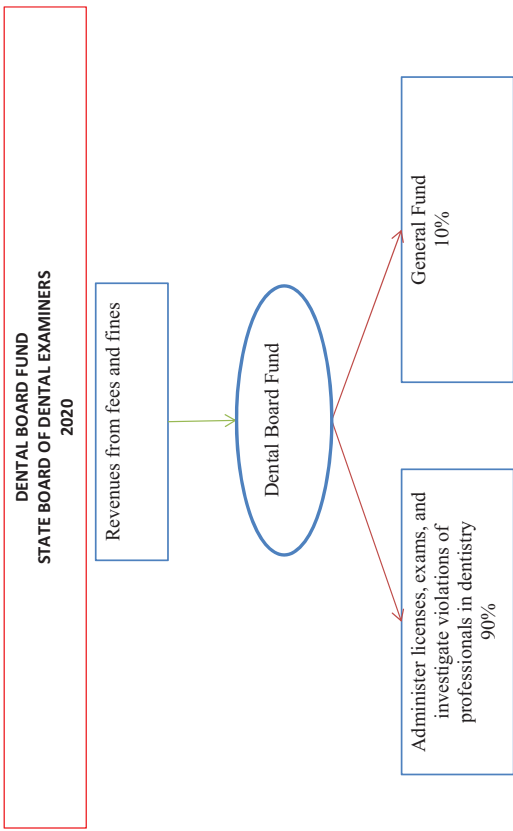
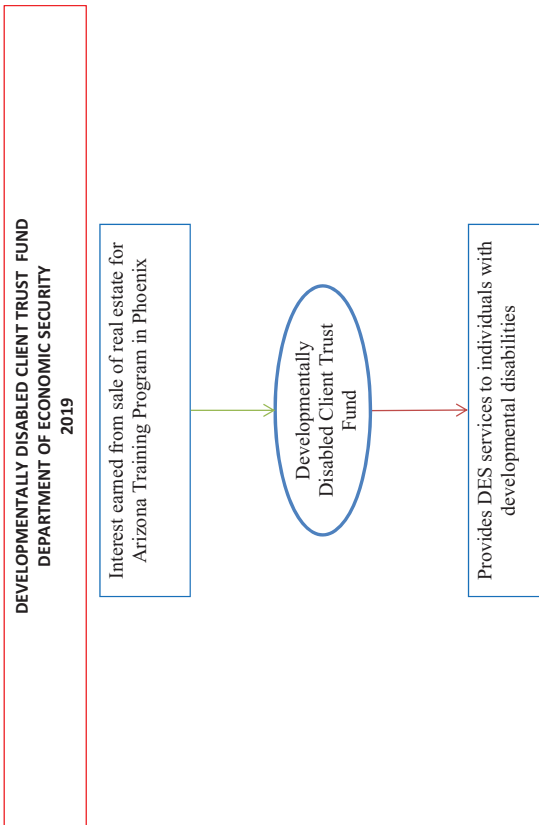
Revenues from fees, fines, and other sources collected by the board

Cosmetology Board Fund*

Administer licenses and exams, inspect salons/schools, and investigate violations
90%

General Fund
10%

* All additional collections from penalties go to the General Fund



*Collections from penalties go directly to the General Fund

EGG INSPECTION FUND
ARIZONA DEPARTMENT OF AGRICULTURE
2022

Inspection fees; Three mills per dozen on shell eggs, 3 mills per pound of egg product



Egg Inspection Fund



Regulates egg production facilities and product handling

BOARD OF OPTOMETRY FUND
STATE BOARD OF OPTOMETRY
2023

Examination and licensing fees



Board of Optometry Fund



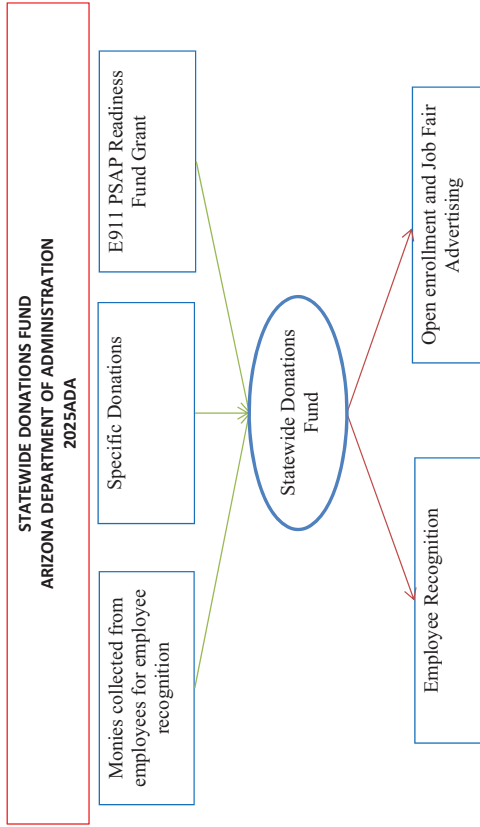
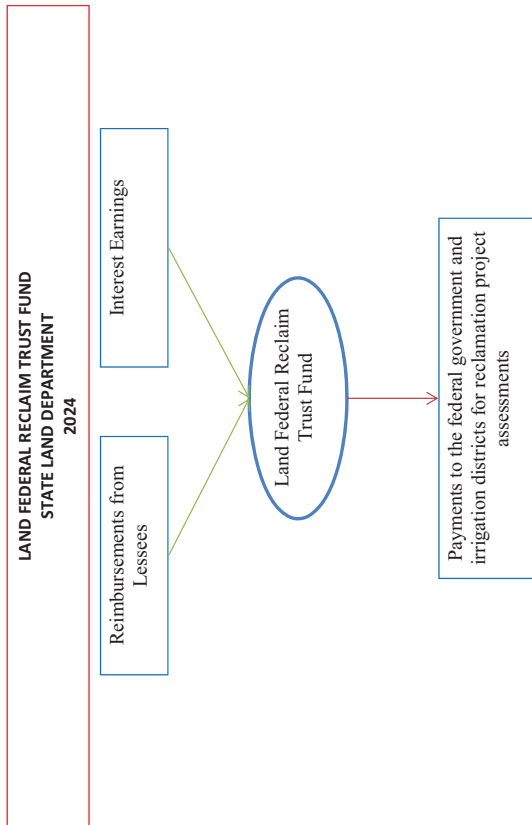
Transferred to General Fund 10%

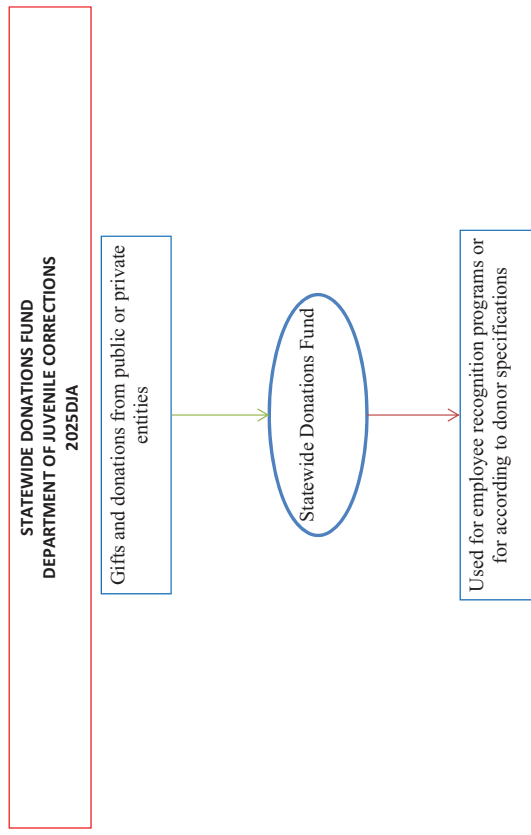
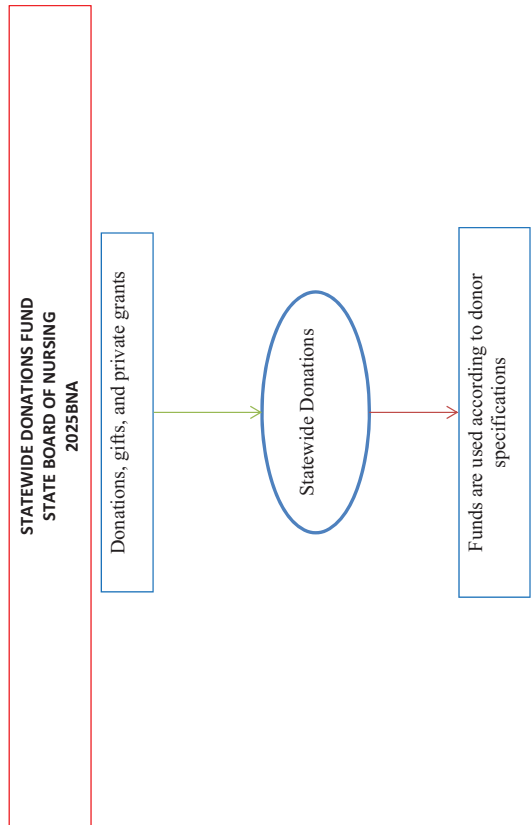


Licenses and regulates optometrists



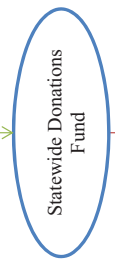
Issues certificates authorizing diagnostic pharmaceutical agents





STATEWIDE DONATIONS FUND
DEPARTMENT OF EDUCATION
2025EDA

Gifts and donations from public or private entities



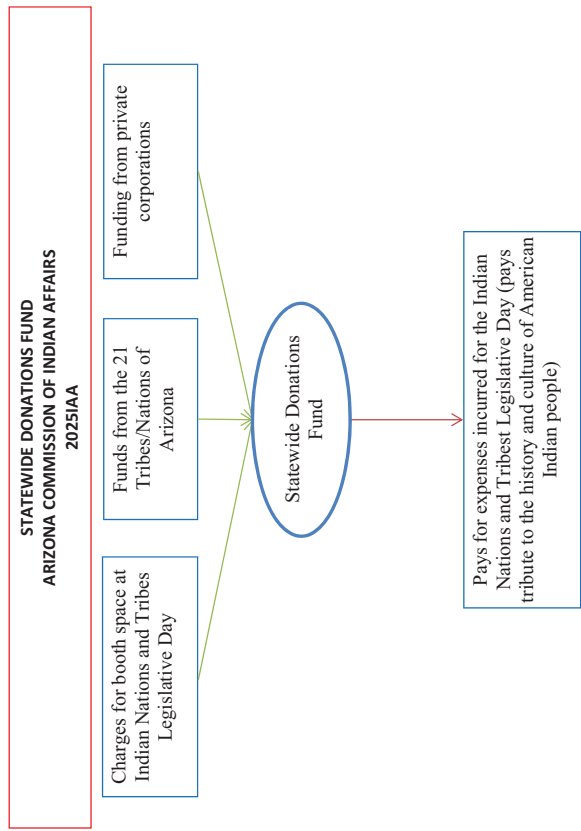
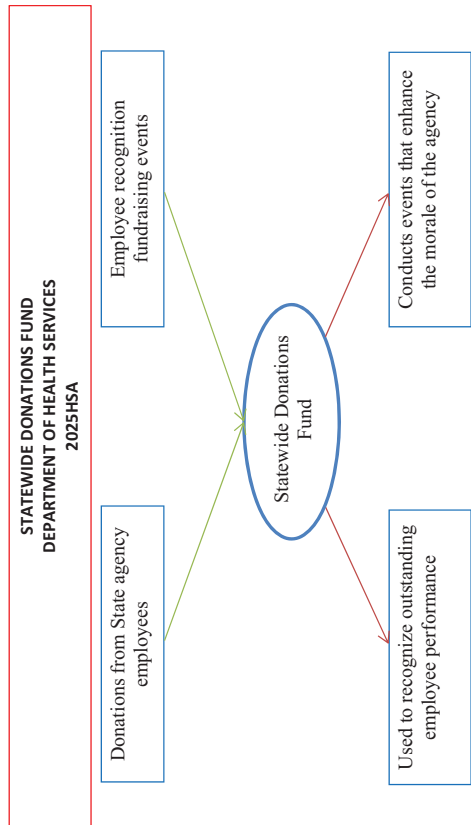
Funds employee recognition programs or another donor specified purpose

STATEWIDE DONATIONS FUND
ARIZONA HEALTH CARE COST CONTAINMENT SYSTEM
2025HCA

Employee and private donations and fundraising by the AHCCCS Recognition Team



Morale building efforts for the agency



ARIZONA CENTENNIAL ACCOUNT FUND
DEPARTMENT OF STATE, SECRETARY OF STATE
20255TA


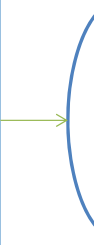
Receives revenues from private donations and grants



Used for conferences, programs, and other activities co-sponsored by donor organizations

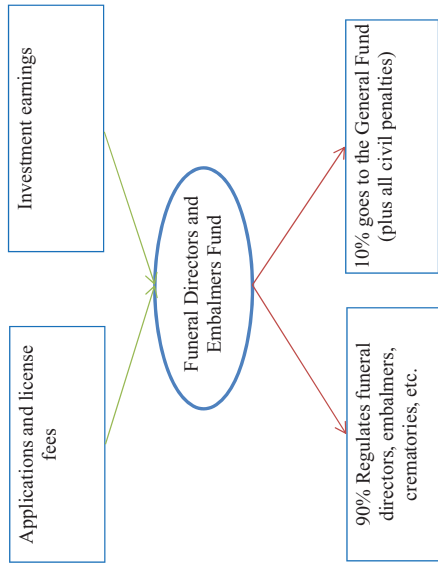
STATEWIDE DONATIONS FUND
DEPARTMENT OF WATER RESOURCES
2025WCA

Employee and private donations and fundraising by the Department

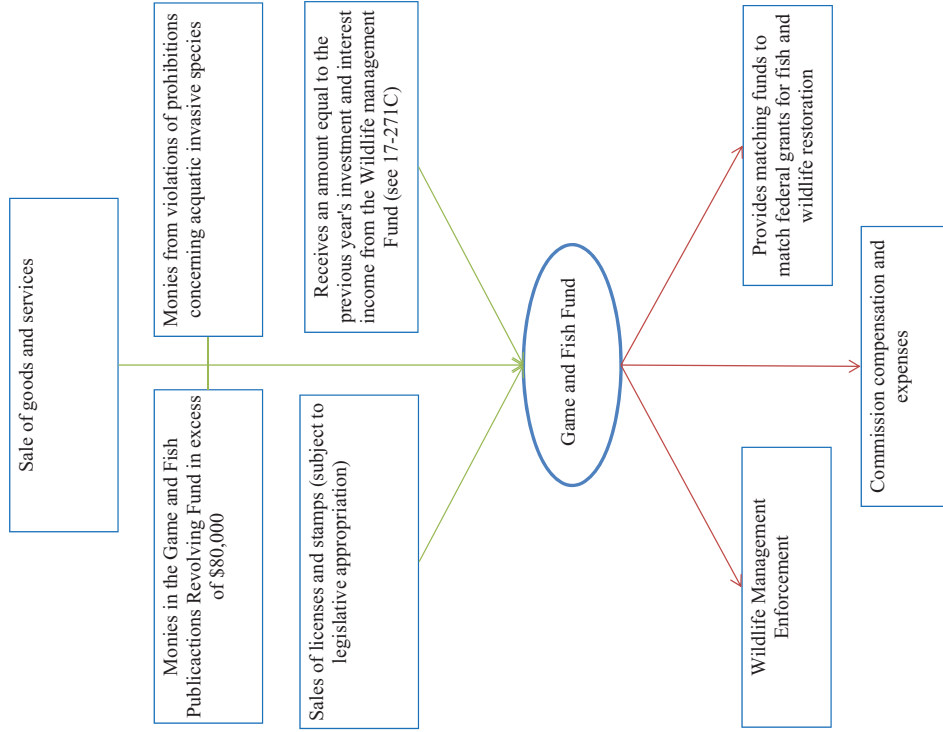


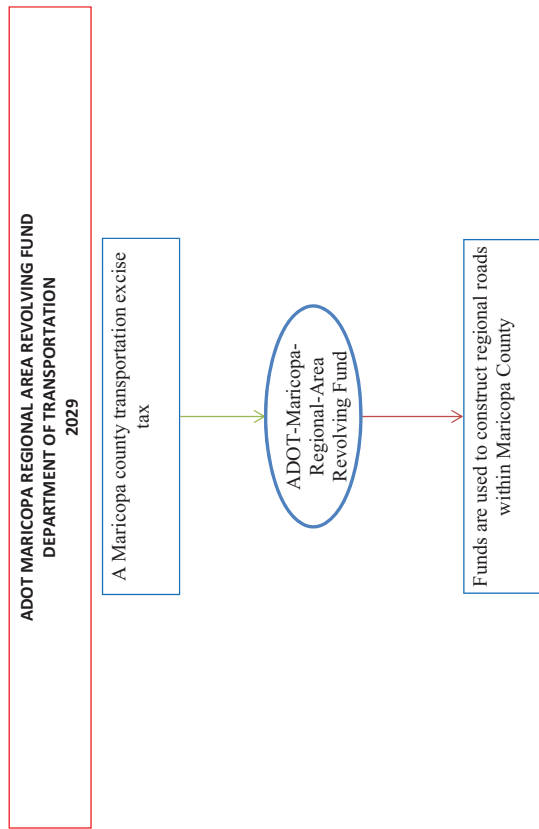
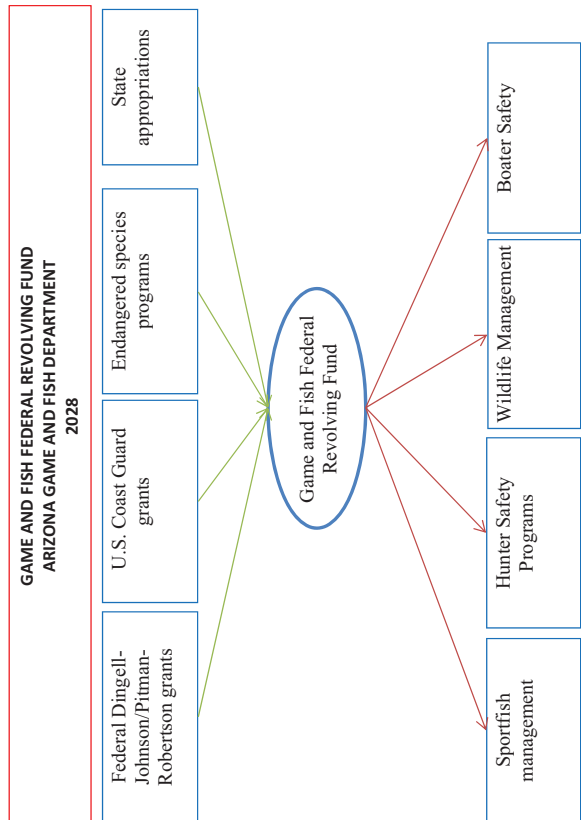
Used for morale building efforts in the agency

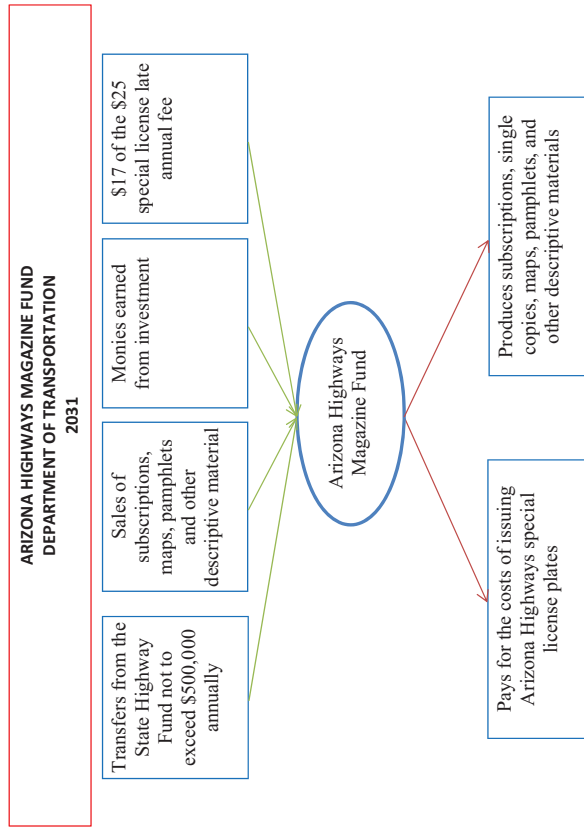
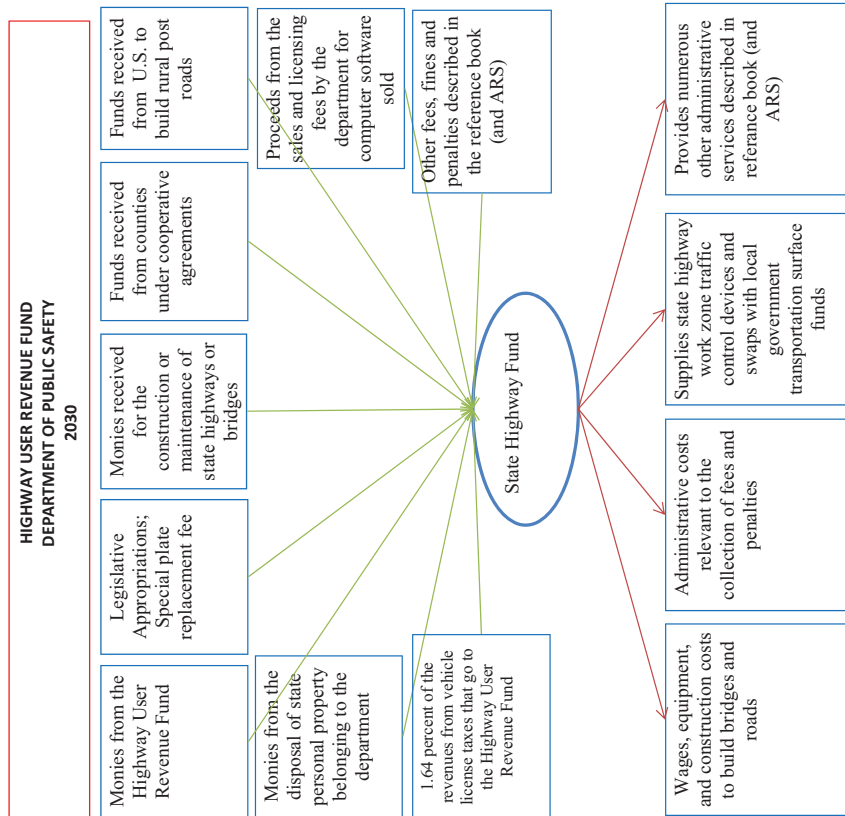
FUNERAL DIRECTORS AND EMBALMERS FUND
STATE BOARD OF FUNERAL DIRECTORS & EMBALMERS
 2026

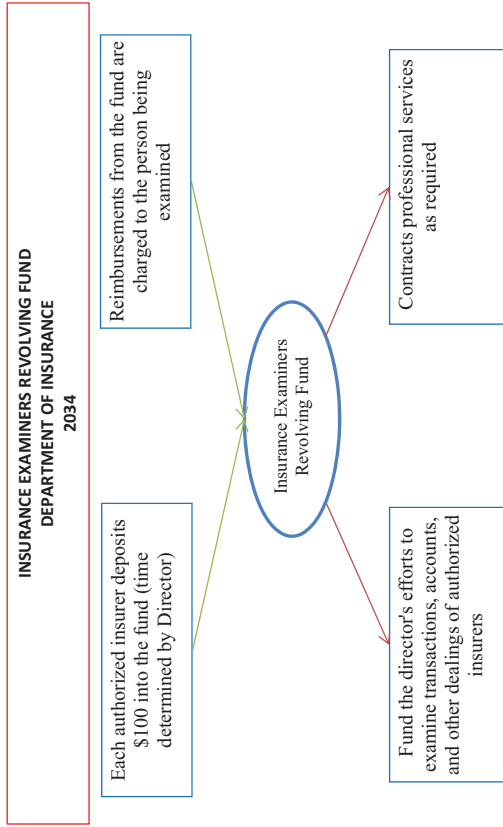
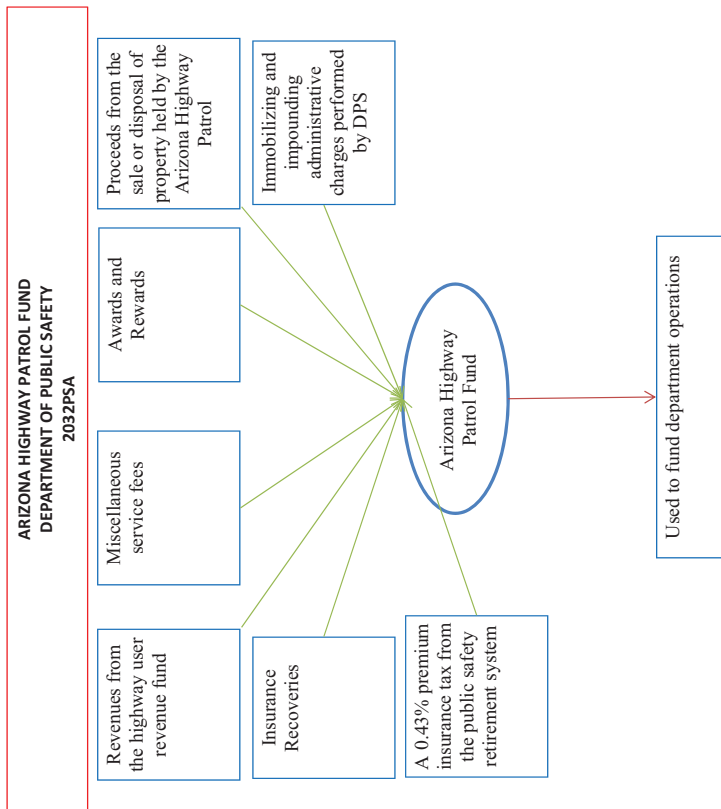


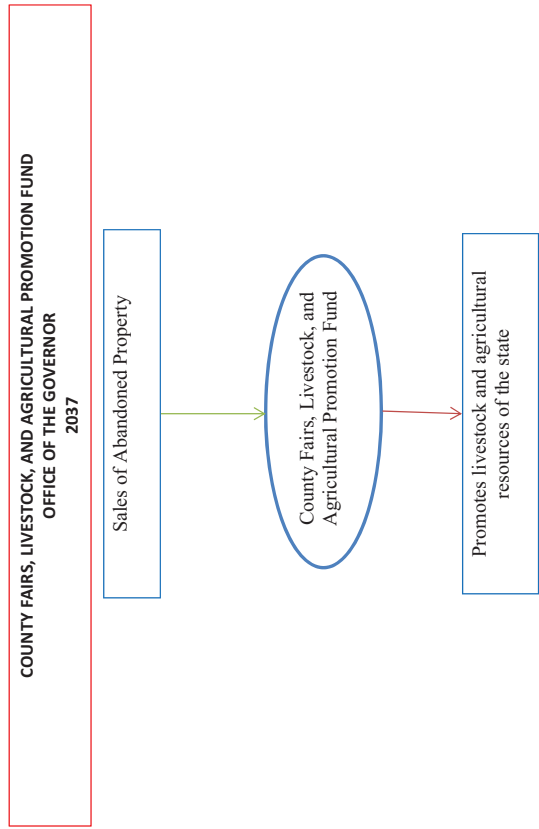
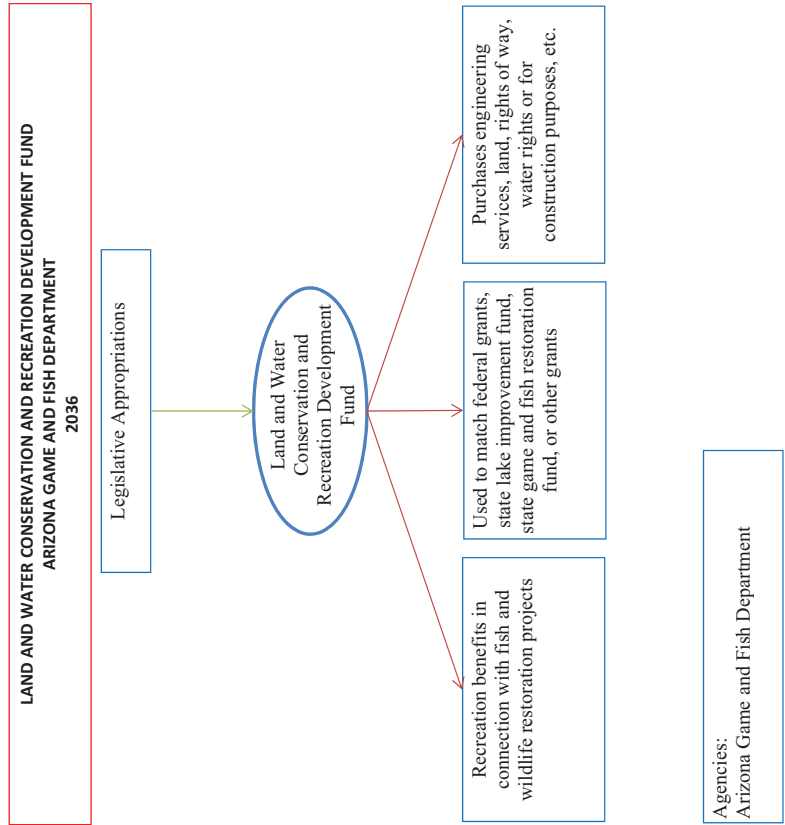
GAME AND FISH FUND
ARIZONA GAME AND FISH DEPARTMENT
 2027

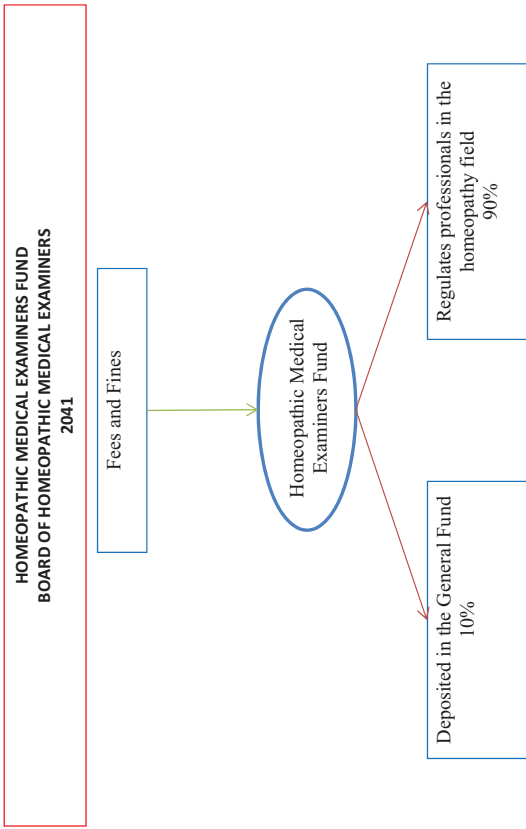
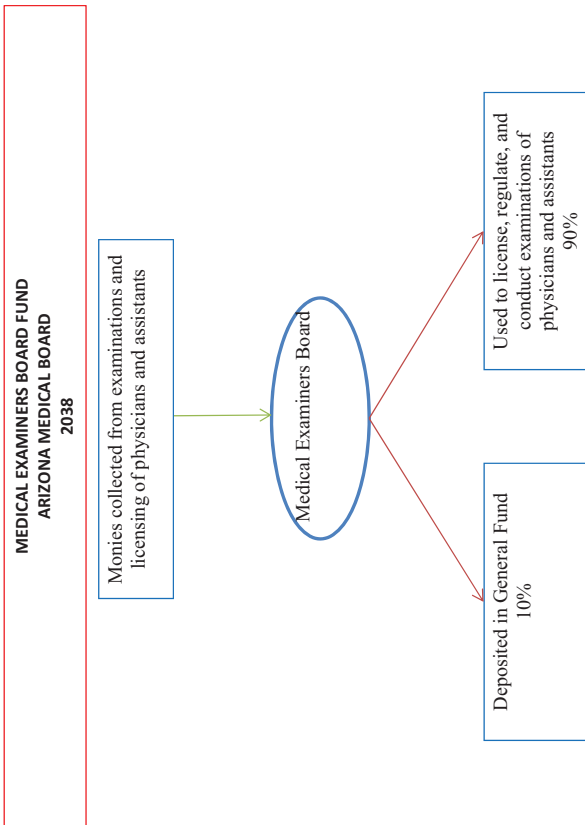


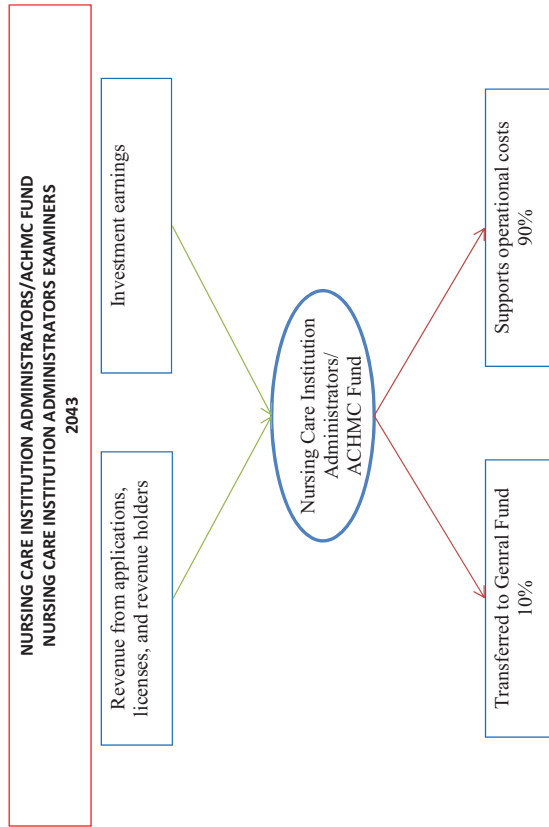
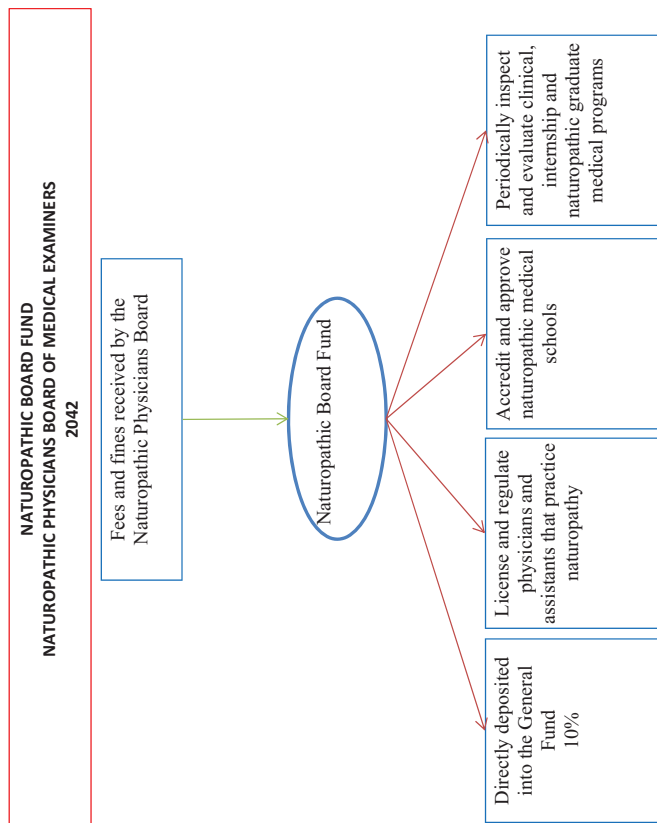


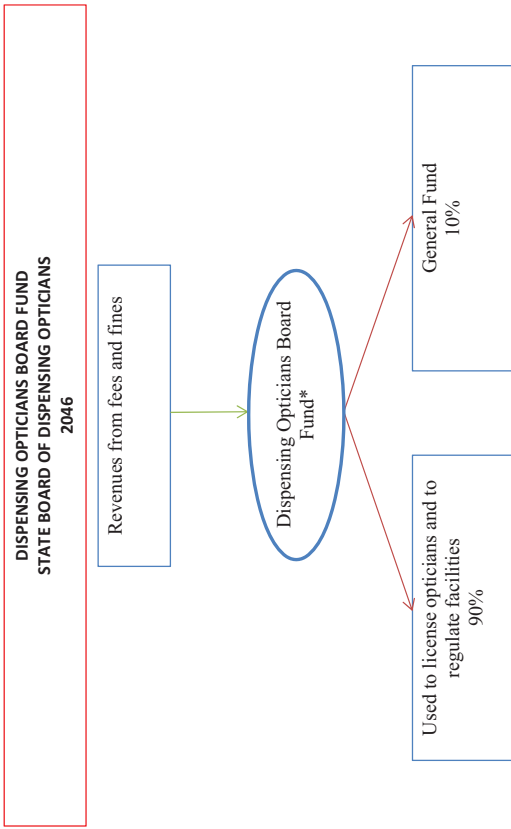
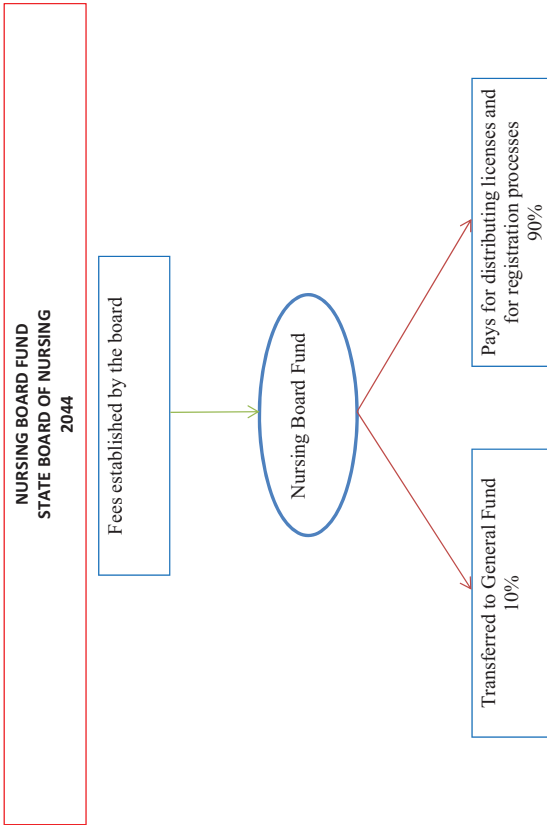












*Collections from penalties go directly to the General Fund

**TELECOMMUNICATION FUND FOR THE DEAF FUND
2047**

A 1.1% tax is levied on the gross income derived from providing exchange access services which connect landline phones to local telecommunications networks

Telecommunication Fund for the Deaf Fund

Provides telecommunication devices and services to the deaf, hard of hearing, and those with speech impediments

Used to operate The Commission for the Deaf and the Hard of Hearing

Agencies:
Arizona State Schools for the Deaf and Blind
Commission for the Deaf and Hard of Hearing

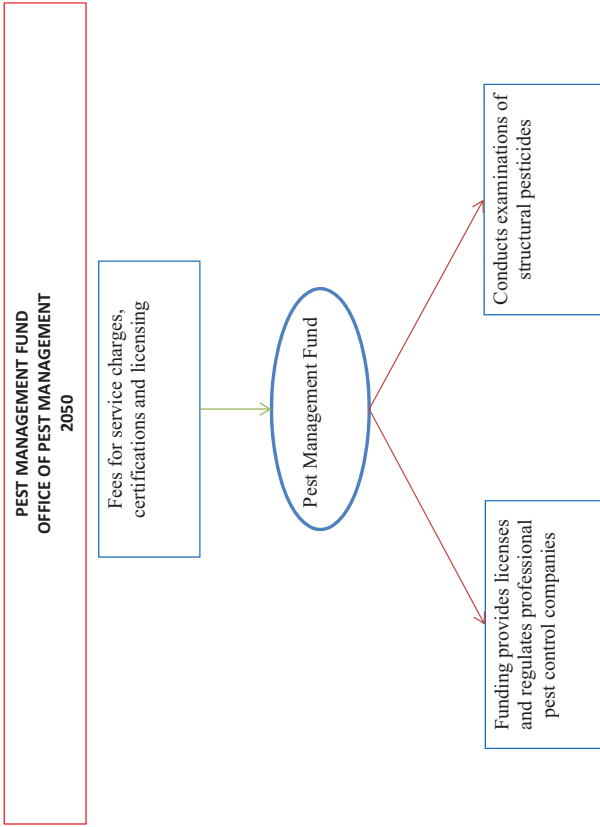
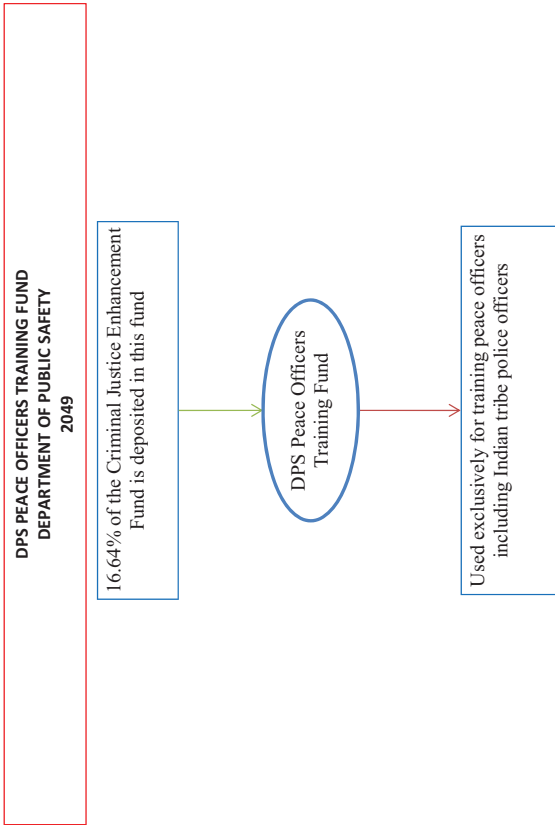
**OSTEOPATHIC EXAMINERS BOARD FUND
ARIZONA BOARD OF OSTEOPATHIC EXAMINERS
2048**

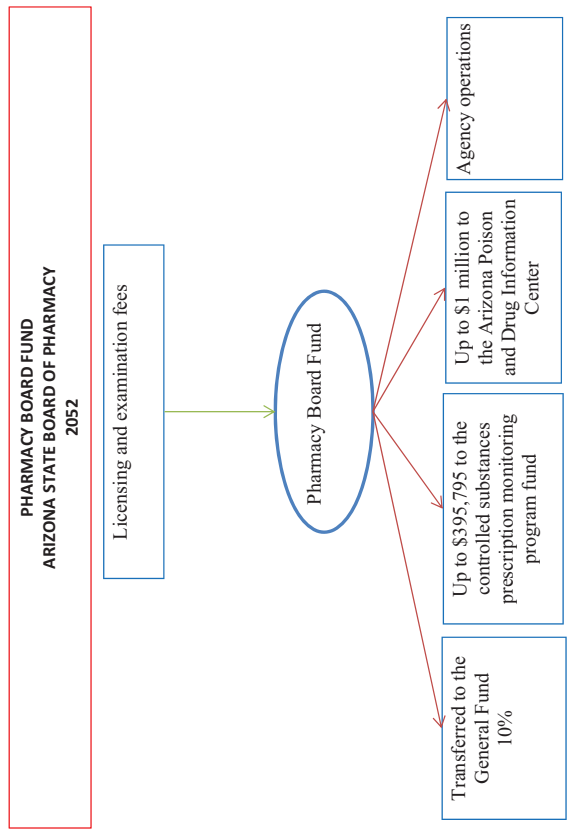
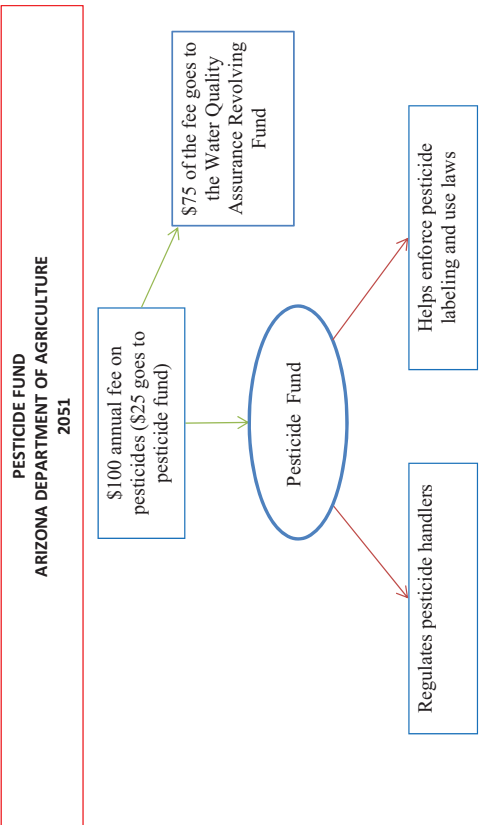
License and malpractice fees

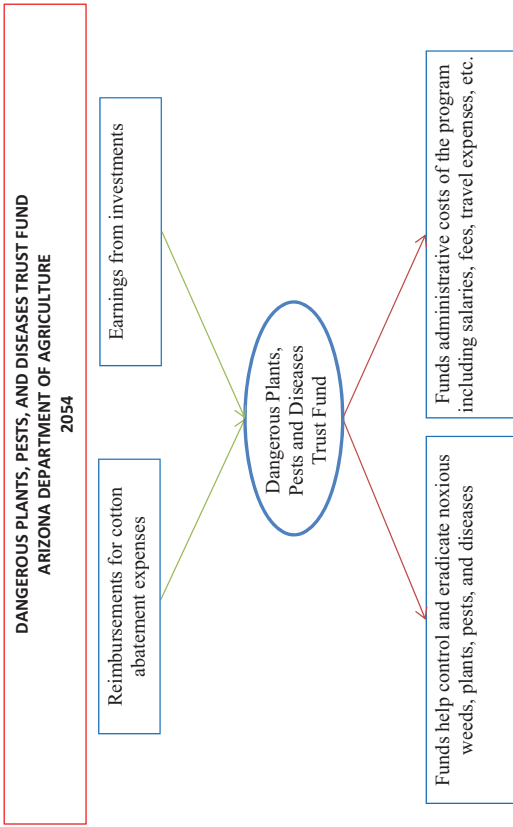
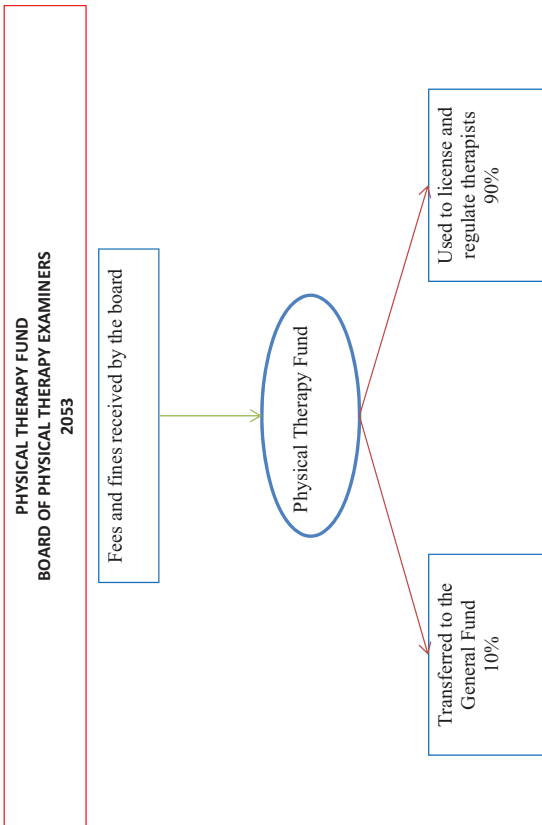
Osteopathic Examiners Board Fund

Transferred to General Fund
10%

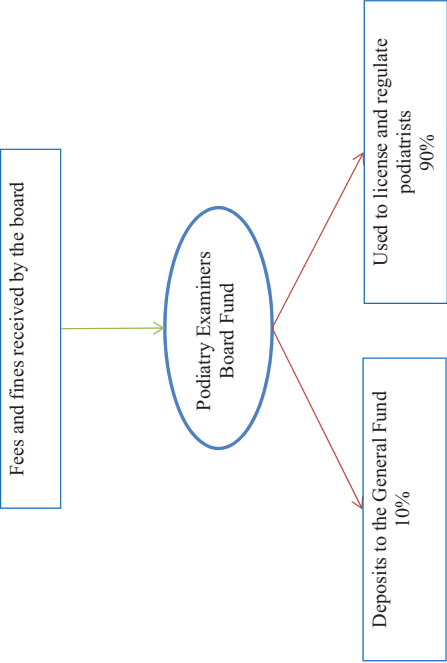
Used to license and regulate physicians that practice osteopathic medicine
90%



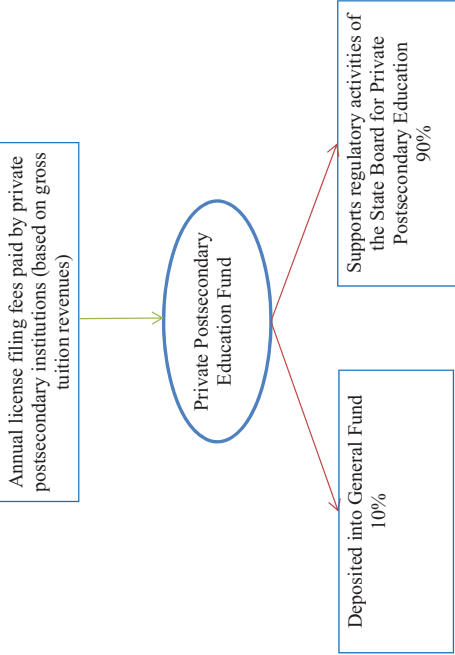


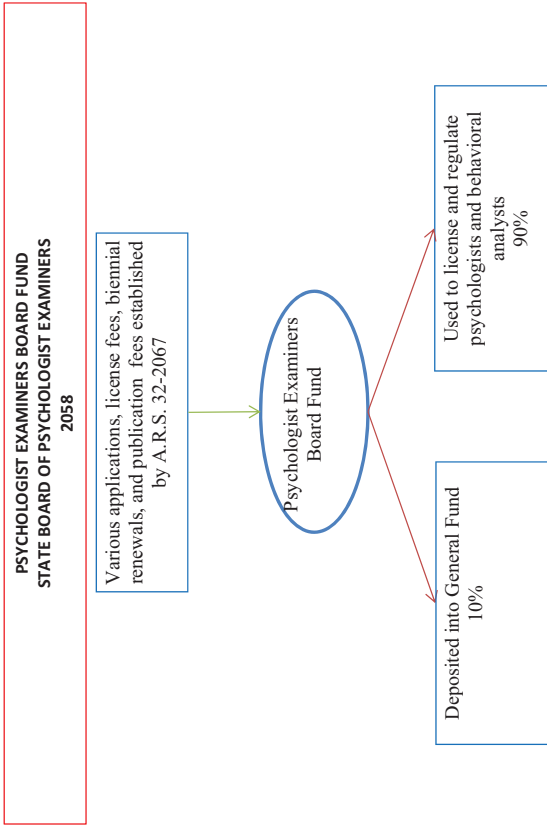
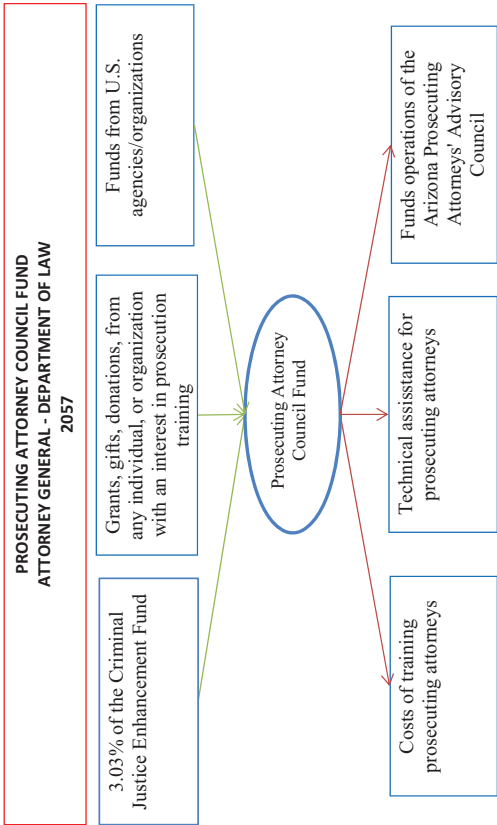


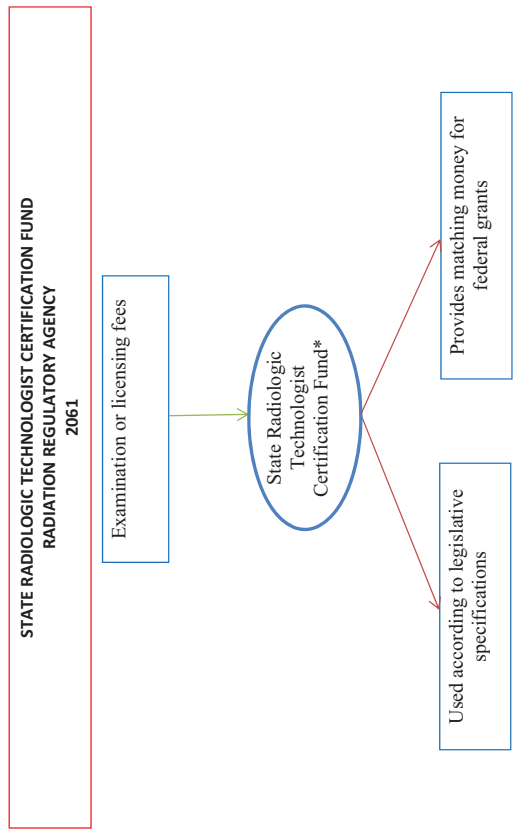
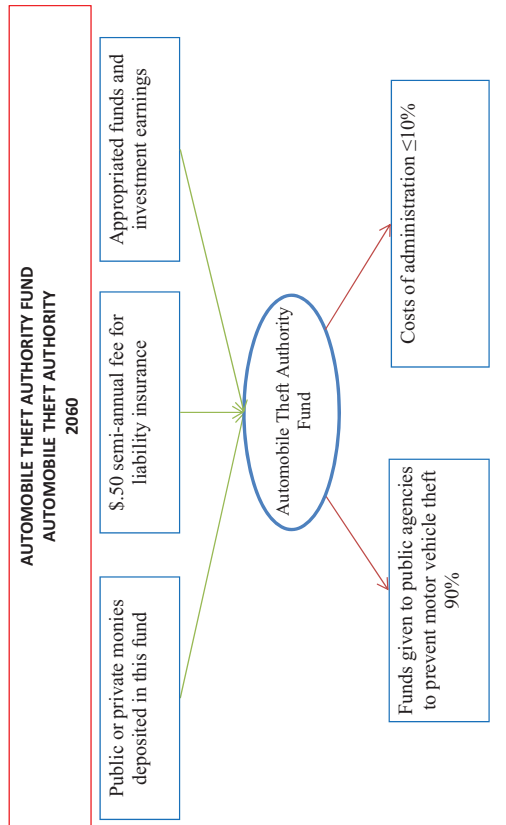
**PODIATRY EXAMINERS BOARD FUND
STATE BOARD OF PODIATRY EXAMINERS
2055POA**



**PRIVATE POSTSECONDARY EDUCATION FUND
STATE BOARD FOR PRIVATE POSTSECONDARY EDUCATION
2056**







*Penalties or other misconduct receive \$250 fines directly deposited into the General Fund

GAME AND FISH CONSERVATION DEVELOPMENT FUND
ARIZONA GAME AND FISH DEPARTMENT
2062

Repository for surcharge collections from the sale of hunting and fishing licenses, trout stamps, etc.



Monies are transferred to the Capital Improvement Fund (2203) to acquire, maintain, or renovate the Department's facilities

AGRICULTURE SEED LAW FUND
ARIZONA DEPARTMENT OF AGRICULTURE
2064

License fees for seed dealers (not to exceed \$50 annually) *

License fees for labelers (not to exceed \$500 annually) *

Investments earned

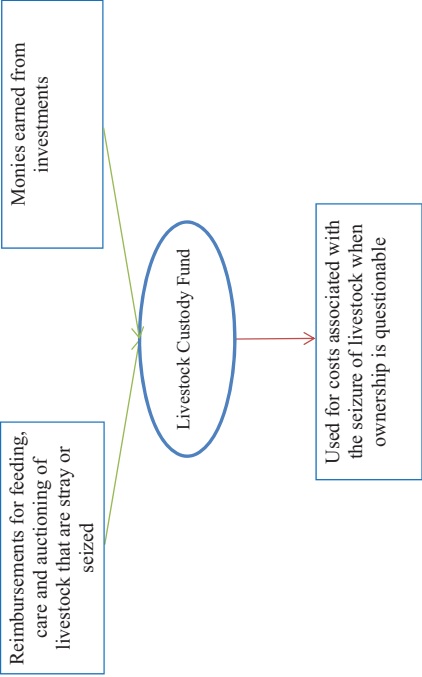
Fees to cover interstate and international exportations



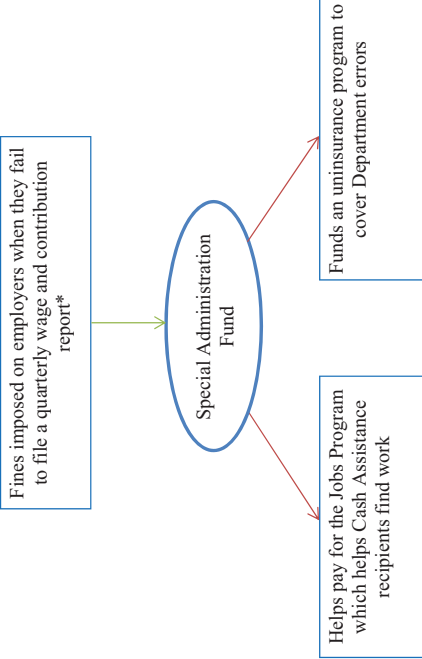
Enforces seed sale and labeling laws

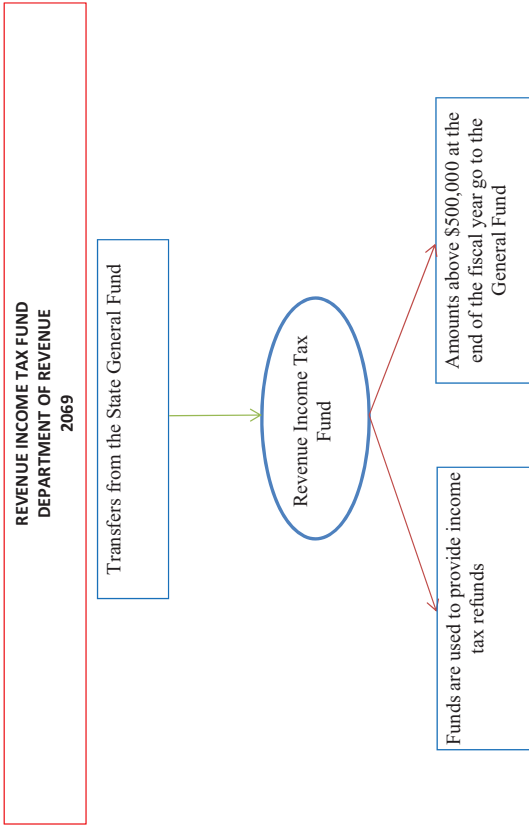
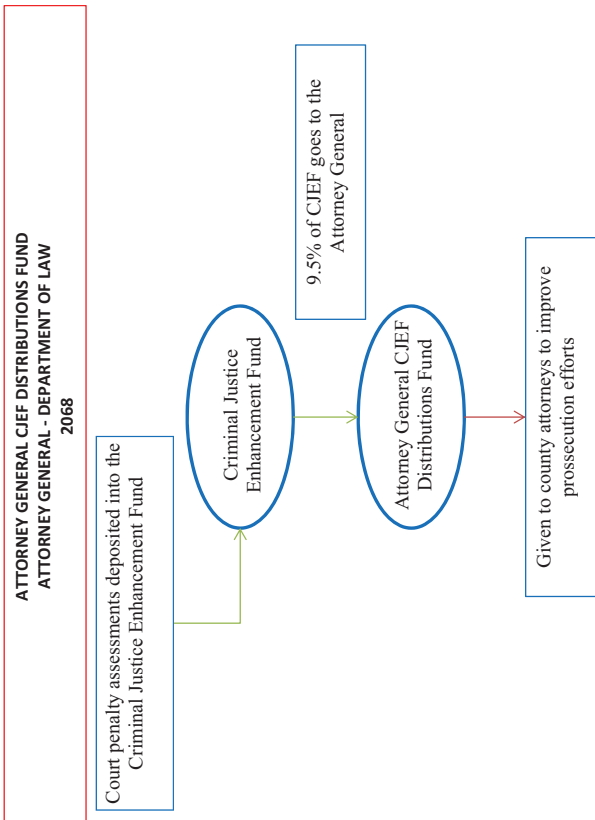
* An additional 10% charge for failure to renew license may be charged and deposited in the fund.

LIVESTOCK CUSTODY FUND
ARIZONA DEPARTMENT OF AGRICULTURE
 2065

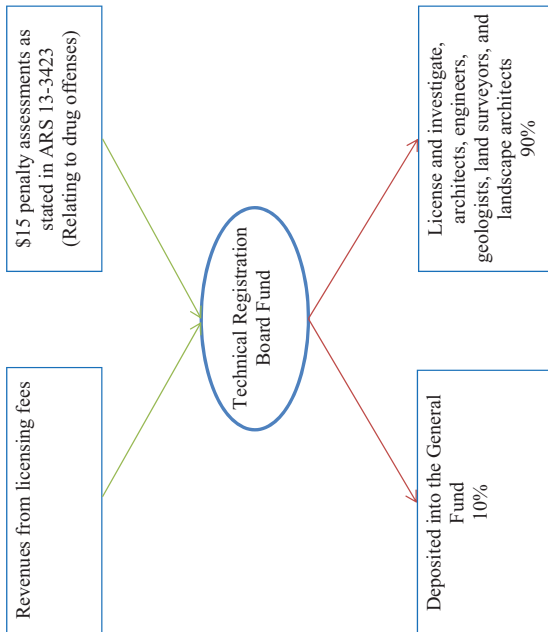


SPECIAL ADMINISTRATION FUND
DEPARTMENT OF ECONOMIC SECURITY
 2066

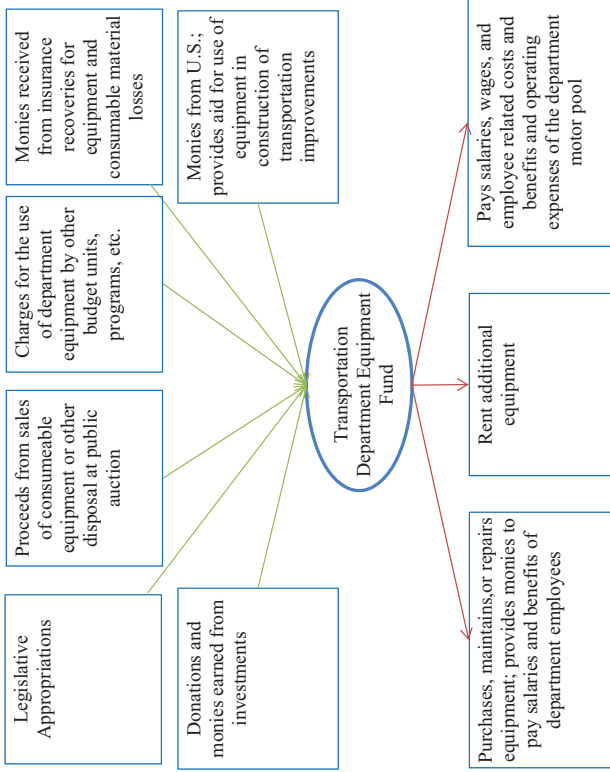


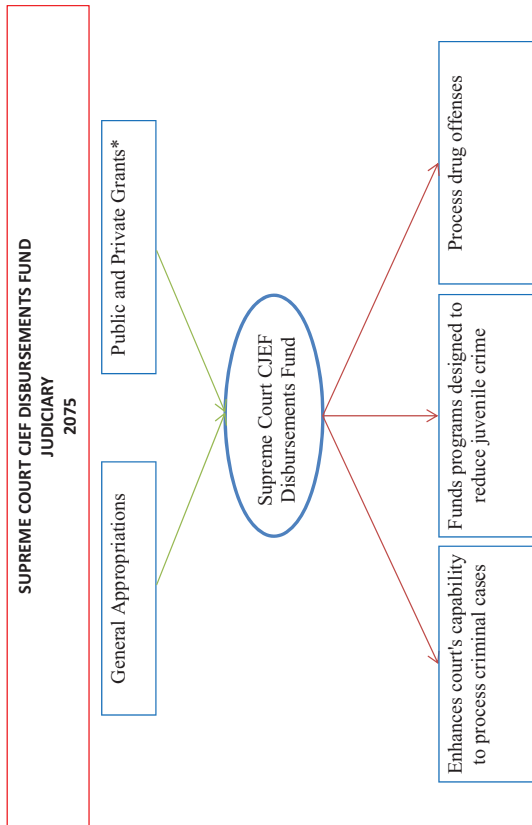


**TECHNICAL REGISTRATION BOARD FUND
STATE BOARD OF TECHNICAL REGISTRATION
2070**

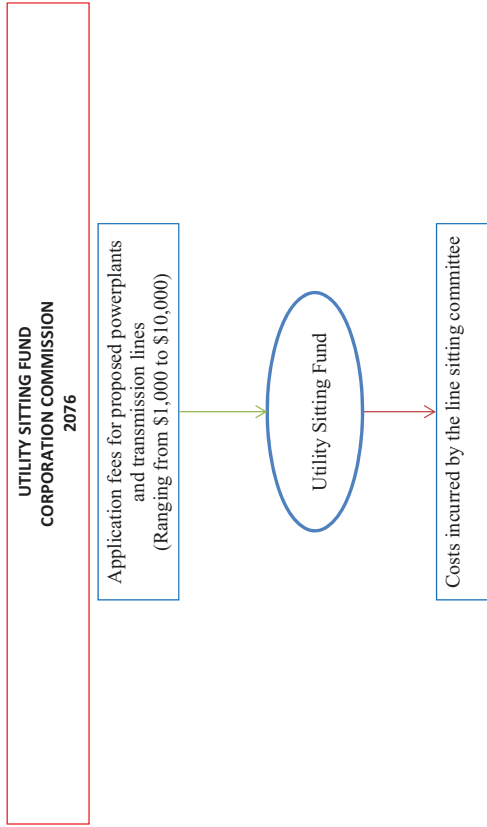


**TRANSPORTATION DEPARTMENT EQUIPMENT FUND
DEPARTMENT OF TRANSPORTATION
2071**





*Notes: Grants often come through the Arizona Criminal Justice Commission's Drug and Gang Enforcement Account



VETERANS' CONSERVATORSHIP FUND
DEPARTMENT OF VETERANS' SERVICES
2077

Funds include revenues from fees charged for fiduciary services provided to clients



Funds are used to provide financial guardian and conservatorship to incapacitated veterans

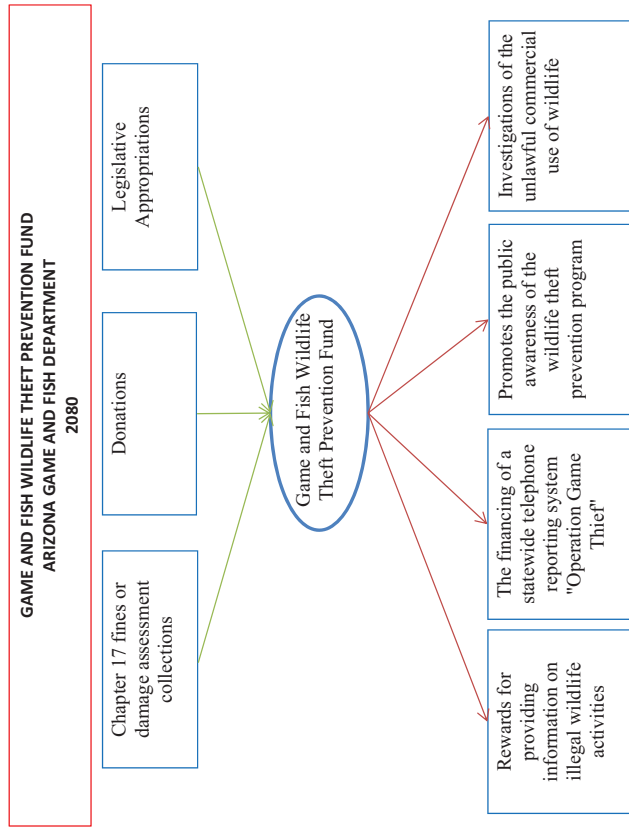
VETERINARY MEDICAL EXAMINERS BOARD FUND
STATE VETERINARY MEDICAL EXAMINING BOARD
2078

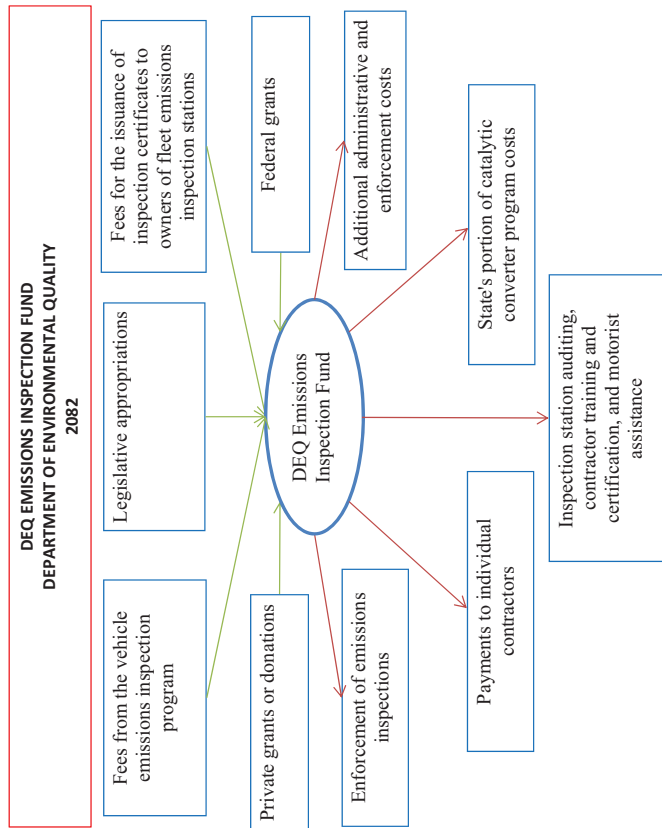
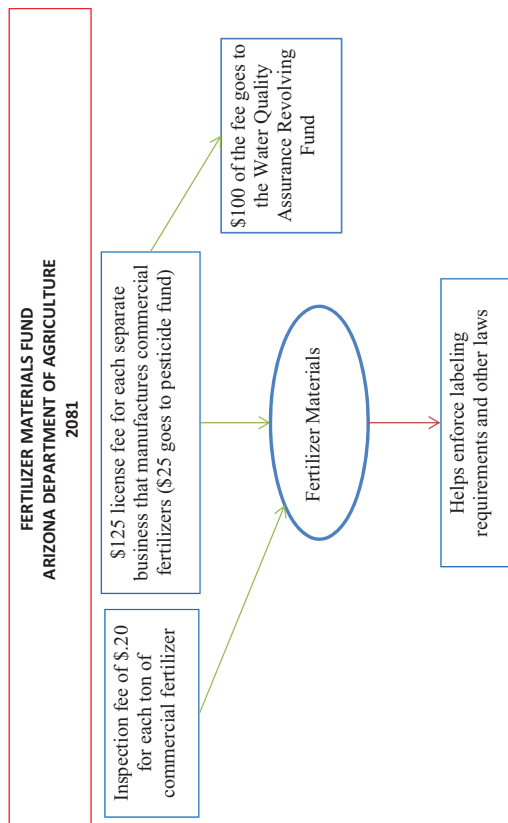
Revenues come from licenses and application fees



Deposited in the General Fund
10%

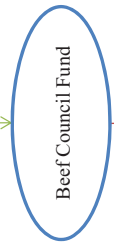
Licenses and regulates veterinary professionals and premises
90%





BEEF COUNCIL FUND
ARIZONA DEPARTMENT OF AGRICULTURE
2083

Brand inspections of \$1 per head of cattle

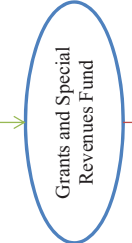


Used for promotion of beef and beef products, and the development of new markets *

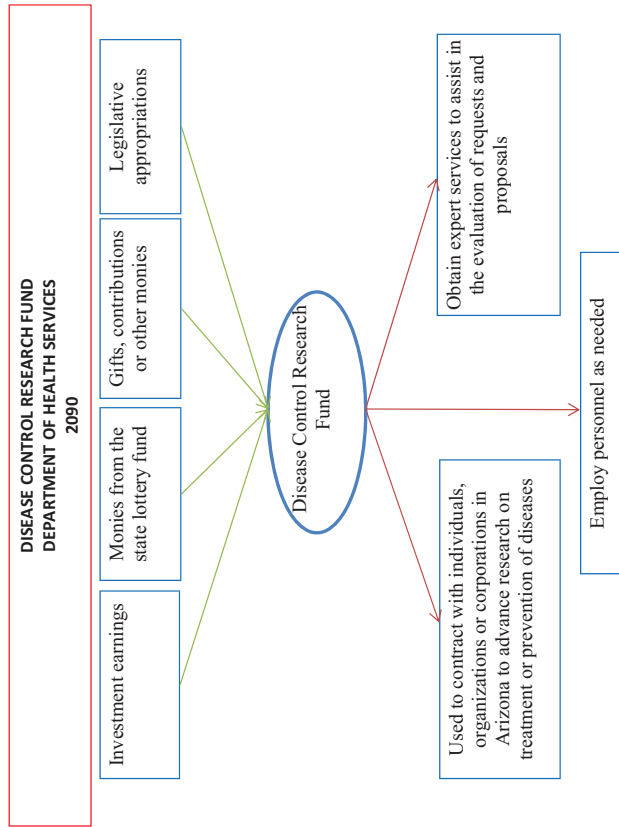
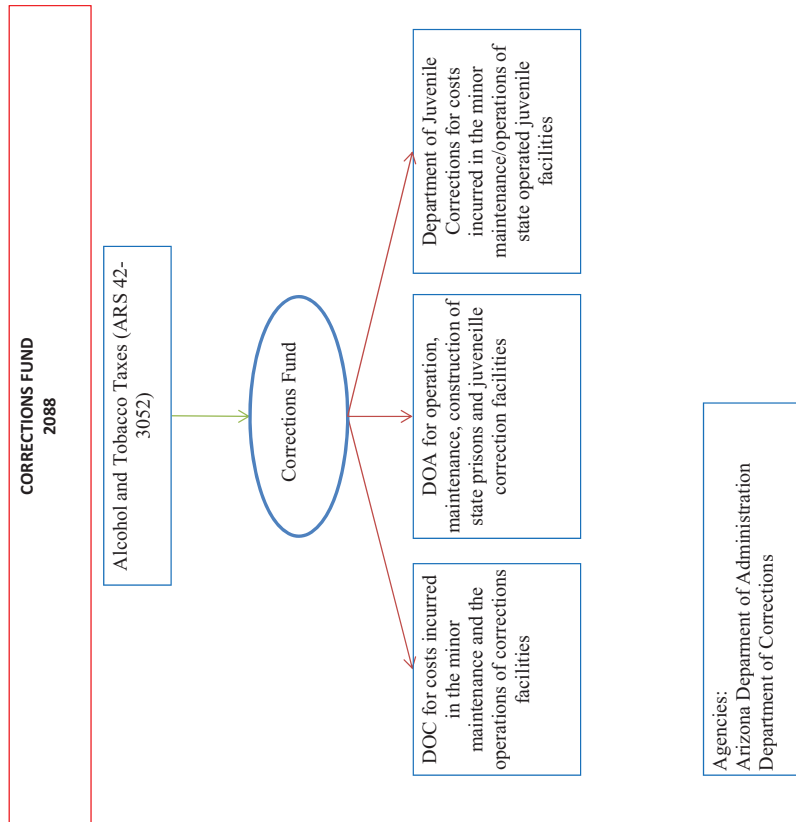
*No more than 5% may be used on administrative purposes

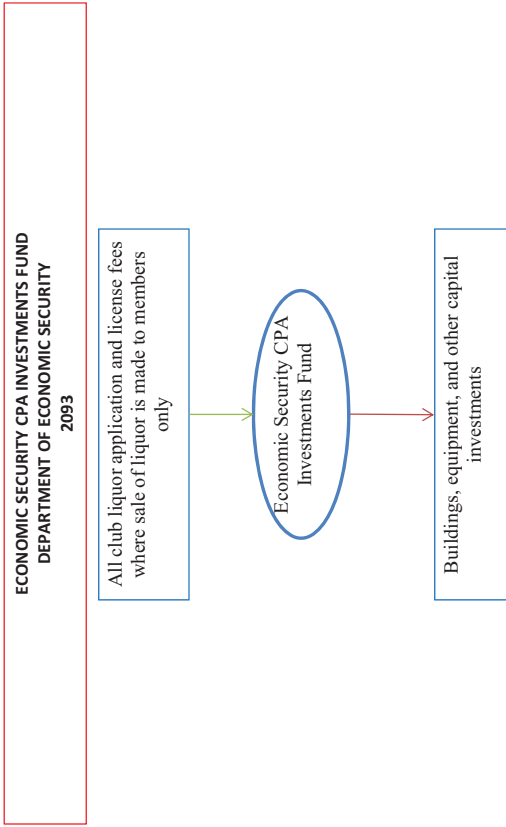
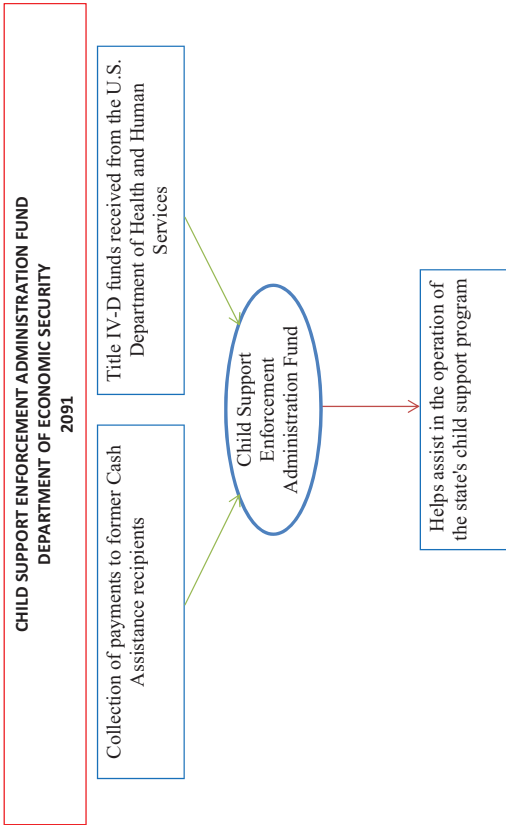
GRANTS AND SPECIAL REVENUES FUND
JUDICIARY
2084

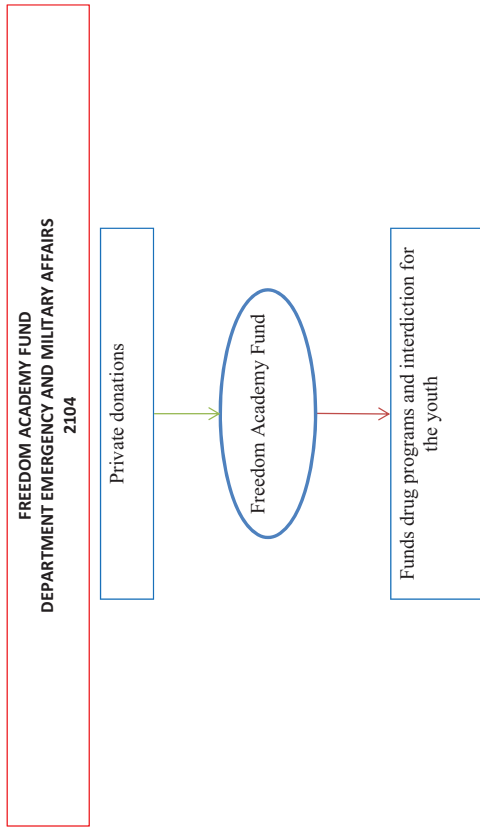
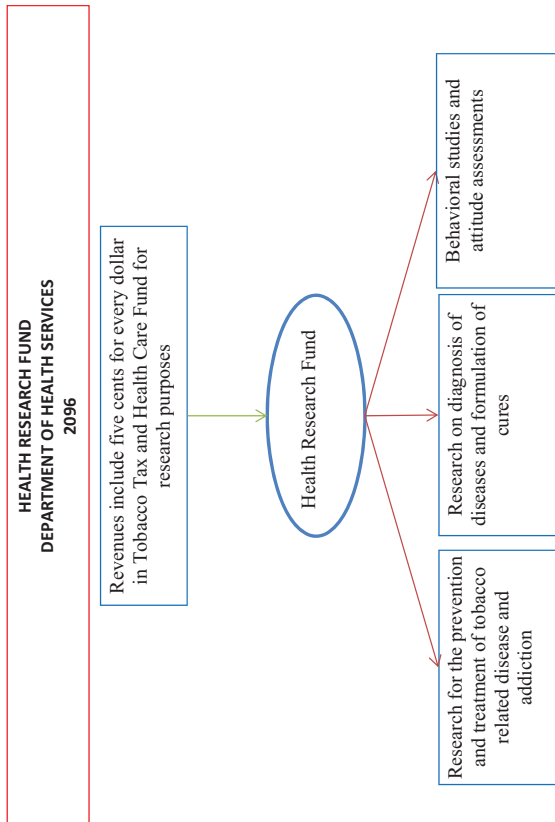
Revenues are from federal, state, local, and private grants

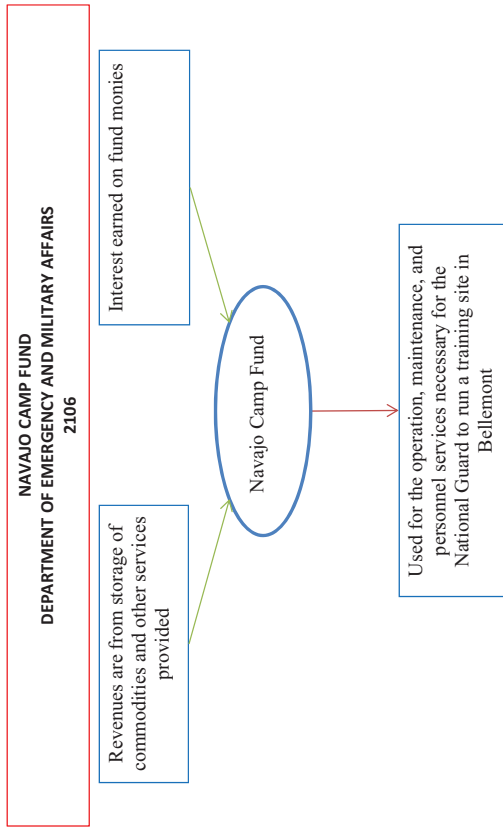
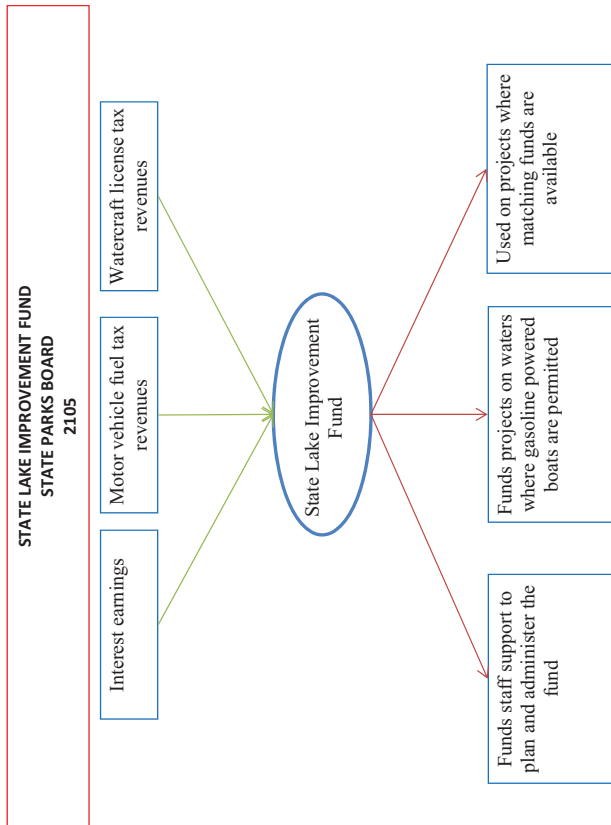


To be used as specified in the grant



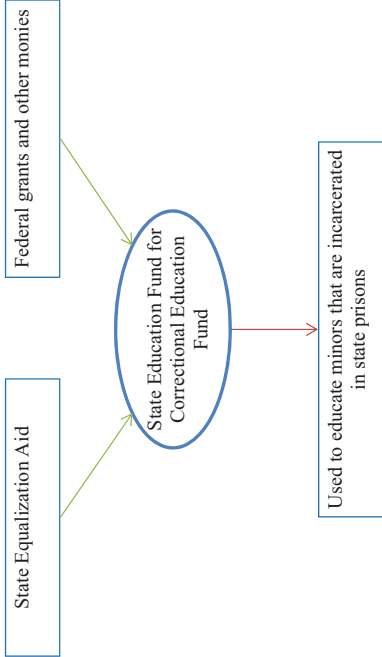






STATE EDUCATION FUND FOR CORRECTIONAL EDUCATION FUND
DEPARTMENT OF CORRECTIONS

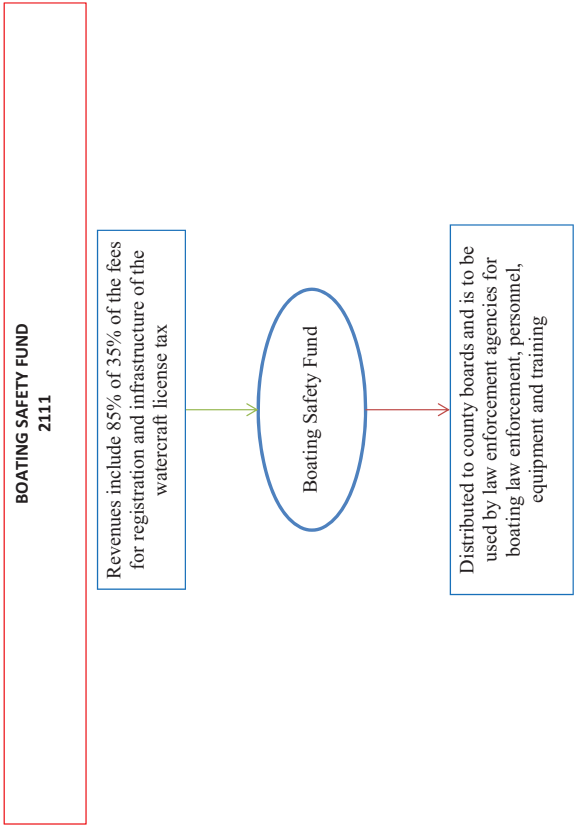
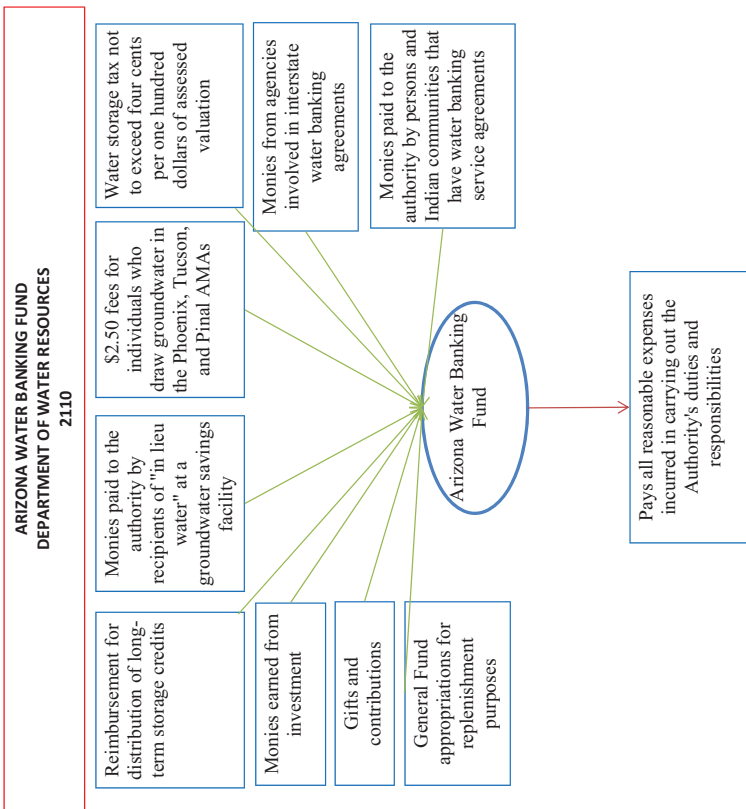
2107



SAFETY ENFORCEMENT AND TRANSPORTATION INFRASTRUCTURE FUND

2108





Agencies:
State Parks Board
State Treasurer

ARIZONA FEDERAL/STATE INSPECTION FUND
ARIZONA DEPARTMENT OF AGRICULTURE
2113

Inspection fees for shipping point
and market inspections in
cooperation with the USDA

Earnings from investments

Arizona Federal/State
Inspection Fund

Funds are spent on a cooperative agreement
with the U.S.D.A.

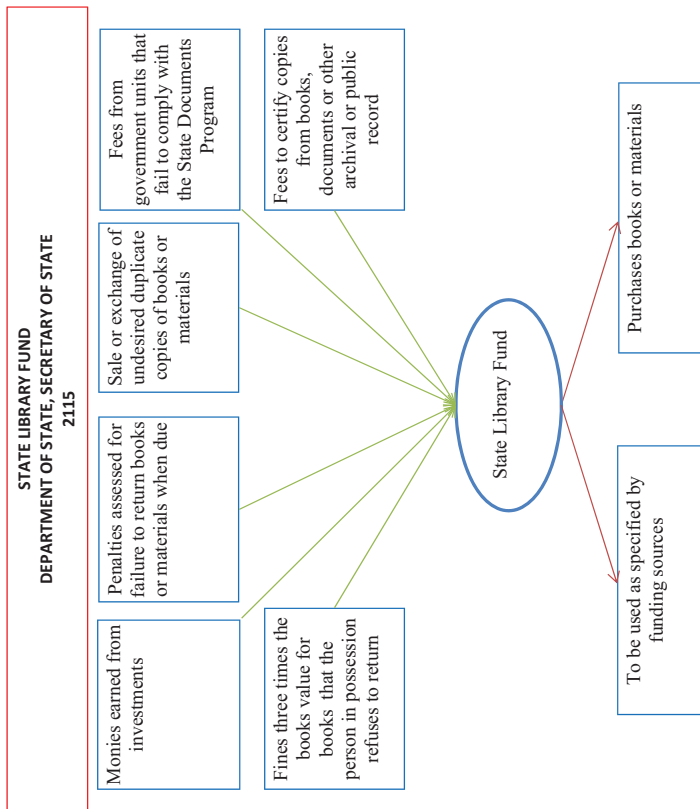
ARIZONA PROPERTY AND CASUALTY INSURANCE FUND
DEPARTMENT OF INSURANCE
2114

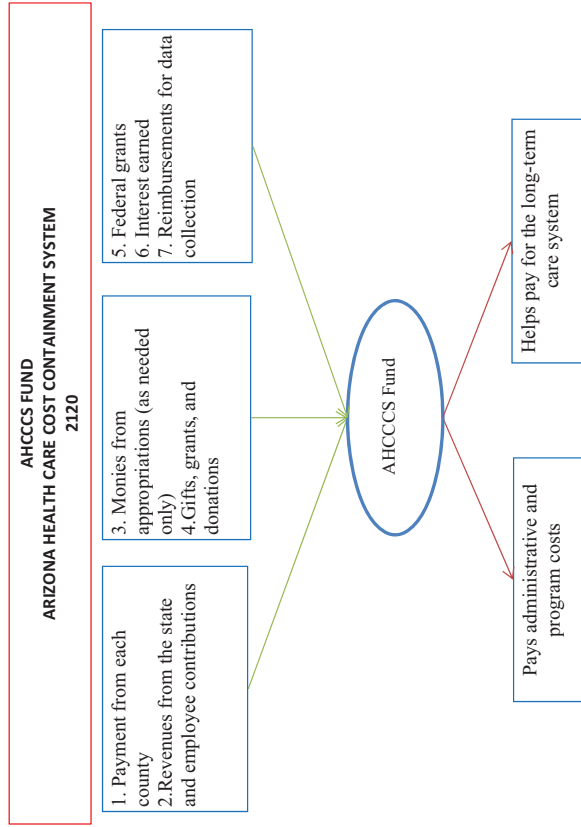
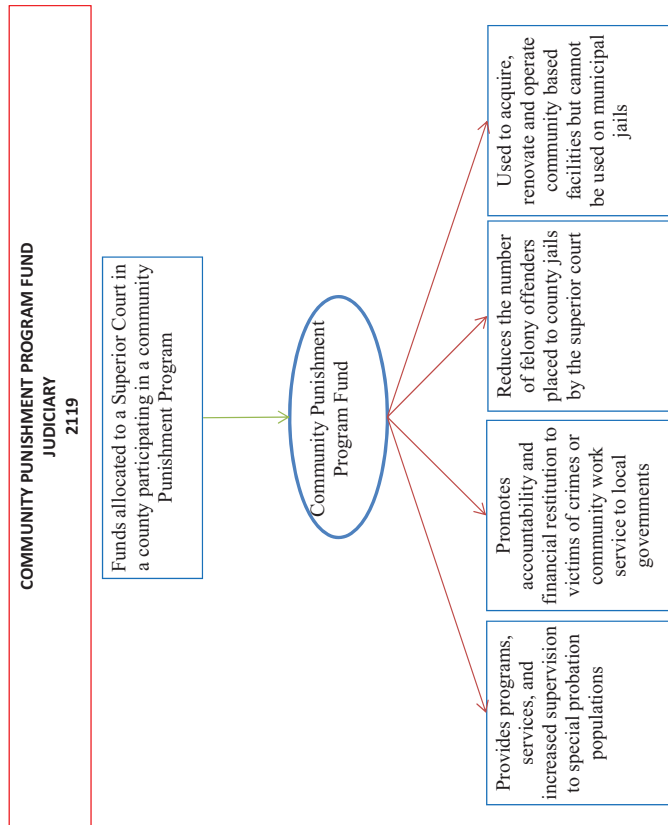
Revenues from the estates of
insolvent property and casualty
insurers

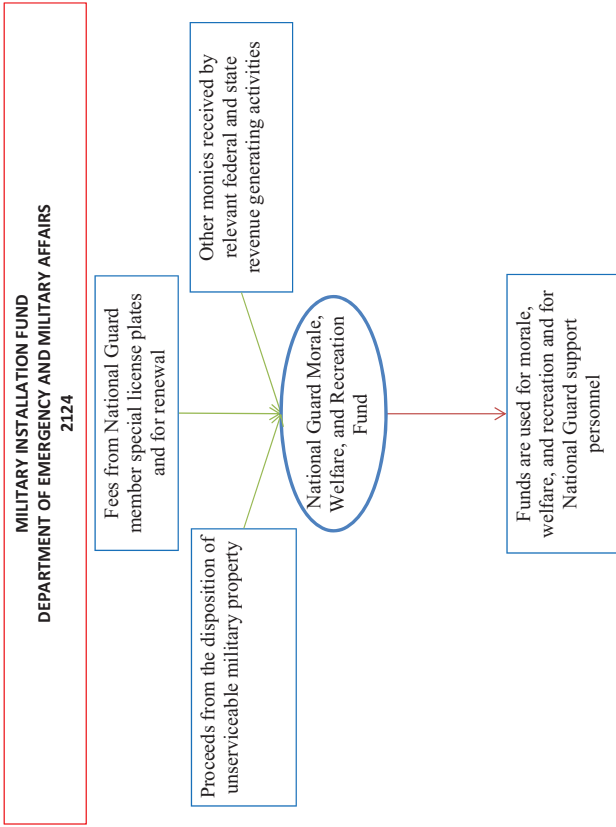
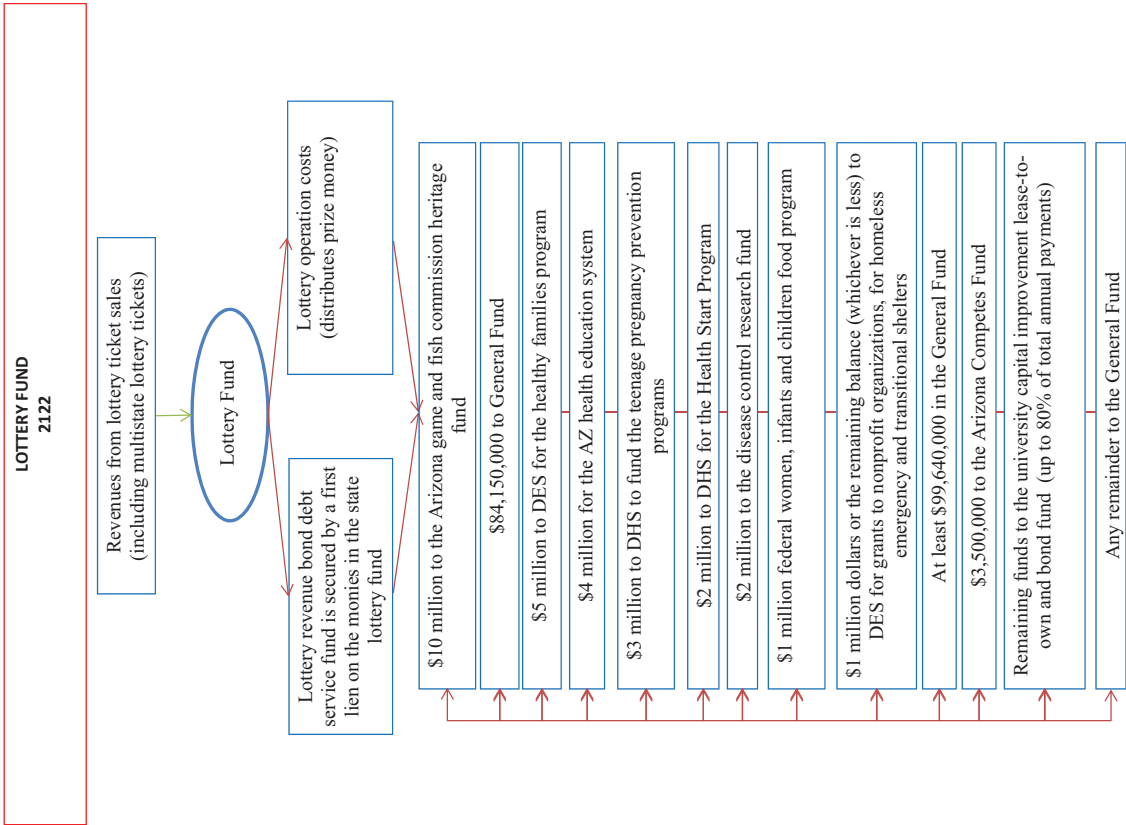
Revenues from assessments made
against solvent insurers

Arizona Property and
Casualty Insurance
Guarantee Fund

Pays the liabilities of insolvent
insurers







HISTORICAL SOCIETY PRESERVATION/RESTORE FUND
ARIZONA HISTORICAL SOCIETY
 2125

Research and photo requests provided by library staff

Historical Society
 Preservation/Restore
 Fund

Funds are used for copying, preserving, and restoring historical photographs

BANKING DEPARTMENT REVOLVING FUND
STATE DEPARTMENT OF FINANCIAL INSTITUTIONS
 2126

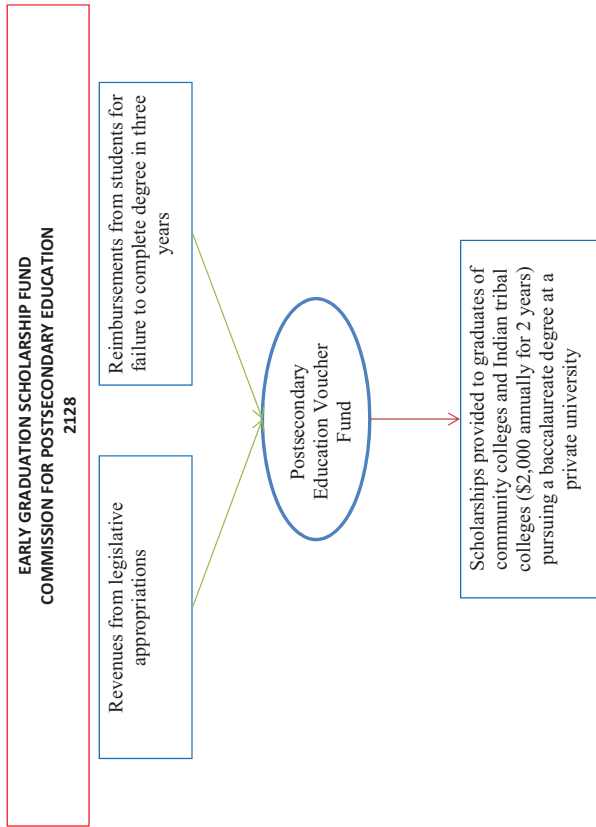
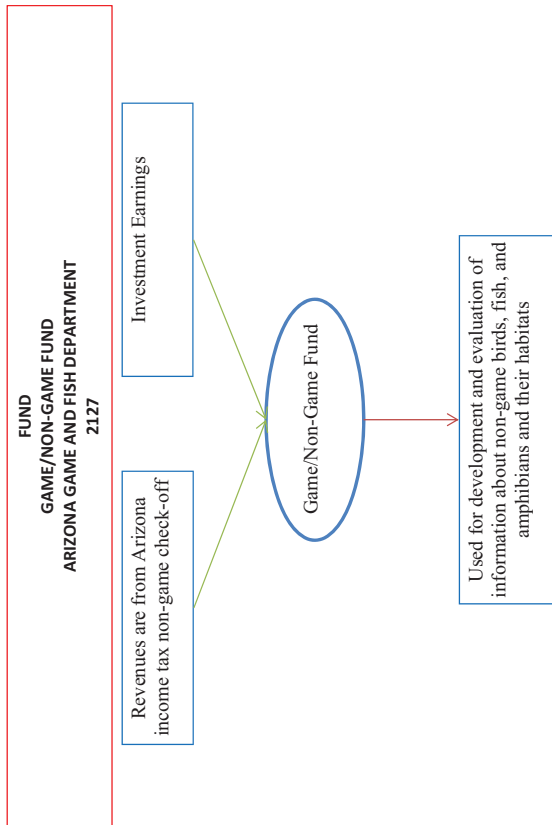
Recovered investigative costs, attorney's fees, and civil penalties for investigations

Banking Department
 Revolving Fund

Receivership
 Revolving Fund*

Funds the Superintendent and AG use to conduct investigations and prosecute violations

*If the unencumbered portion of the fund exceeds two hundred thousand dollars at the end of the fiscal year, all unencumbered monies in excess of two hundred thousand dollars shall be deposited in the department receivership revolving fund, pursuant to section 6-135.01.



CAP MUNICIPAL AND INDUSTRIAL REPAYMENT FUND
STATE LAND DEPARTMENT
2129

Revenues are from the transfers of water rights from the Central Arizona Project

CAP Municipal and Industrial Repayment Fund

Helps offset the costs of water service payments by the CAP

ATTORNEY GENERAL ANTI-RACKETEERING FUND
2131

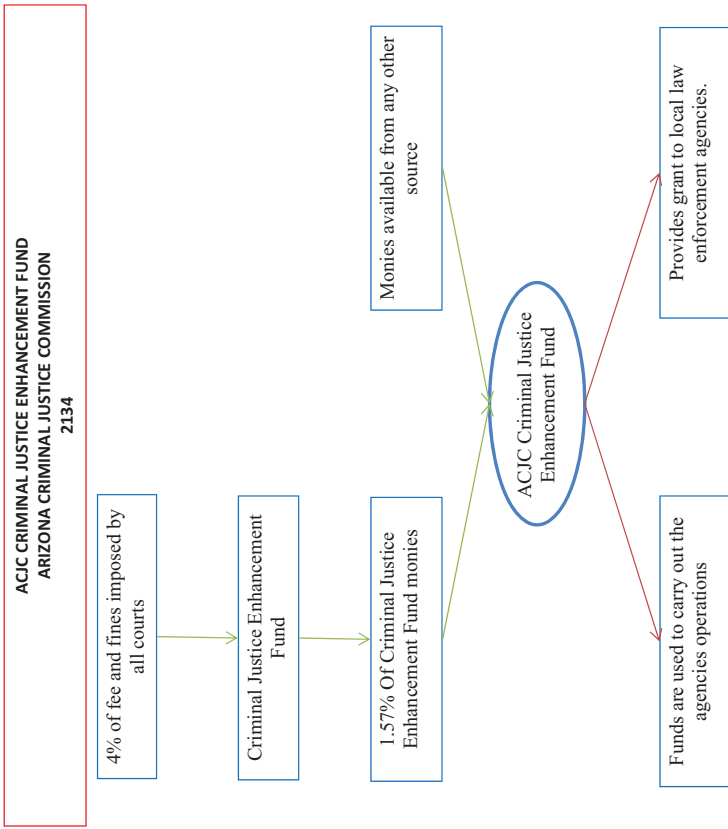
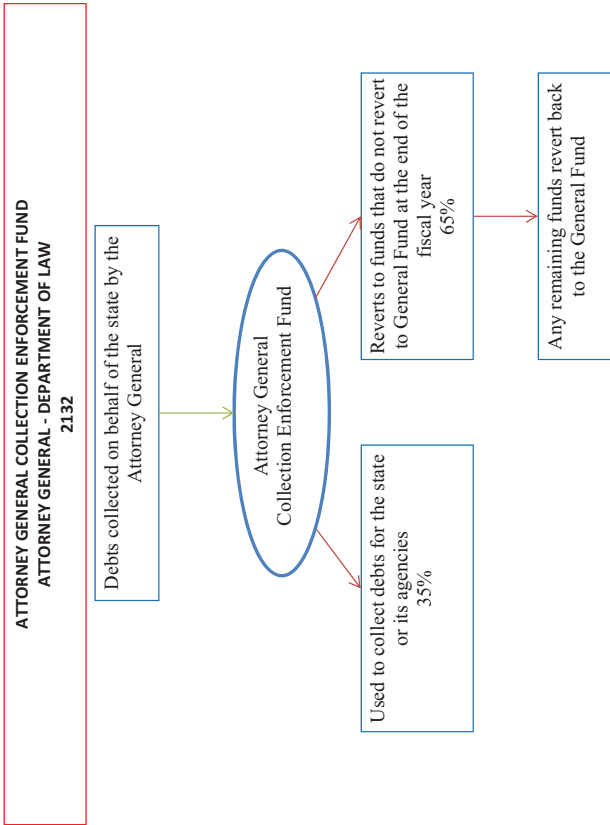
Racketeering prosecution and investigation costs recovered by the state

Attorney General Anti-Racketeering Fund

Funds gang prevention and witness protection programs

Investigates and prosecutes racketeering

Substance abuse prevention and education programs



ARIZONA YOUTH FARM LOAN FUND
DEPARTMENT OF EDUCATION
2136

Revenues include interest earnings held by the federal government as a trustee for the Arizona Rural Rehabilitation Corporation

Monies earned from investment



Used to provide loans to individuals under 25 that are interested in attending agricultural programs (must have the intent to farm)

NUCLEAR EMERGENCY MANAGEMENT FUND
2138

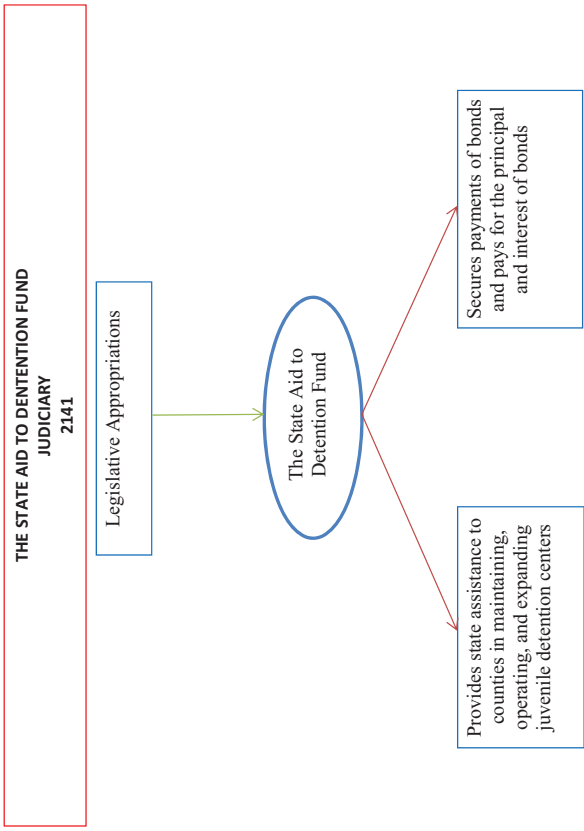
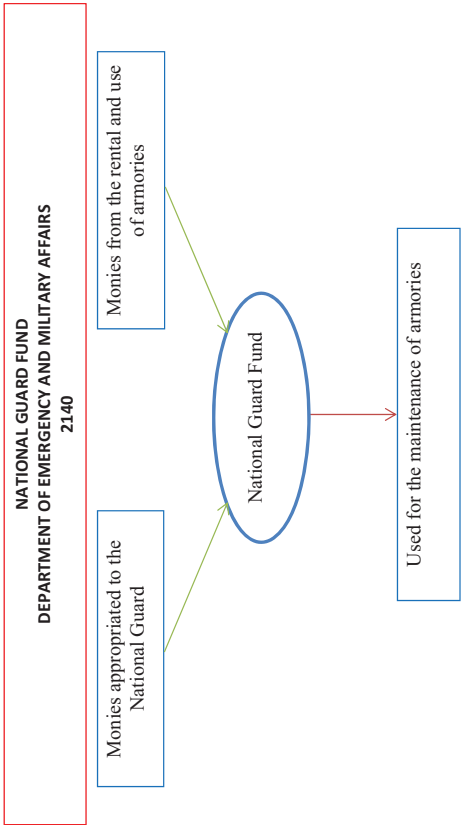
An assessment is levied against multiple corporations that operate at the Palo Verde Nuclear Generating Station



Develops and maintains a state plan for an off-site response to an emergency

Preparations for radiological emergency response plans

Agencies:
 Arizona Department of Agriculture
 Department of Emergency and Military Affairs
 Radiation Regulatory Agency



INFORMATION TECHNOLOGY FUND
ARIZONA DEPARTMENT OF ADMINISTRATION
2152

State agencies, budget units, and the legislative and judicial branches all contribute a 0.2% of agency payrolls for information technology services

Information Technology Fund

Used to support information technology services

LIFE AND DISABILITY GUARANTY FUND
DEPARTMENT OF INSURANCE
2154

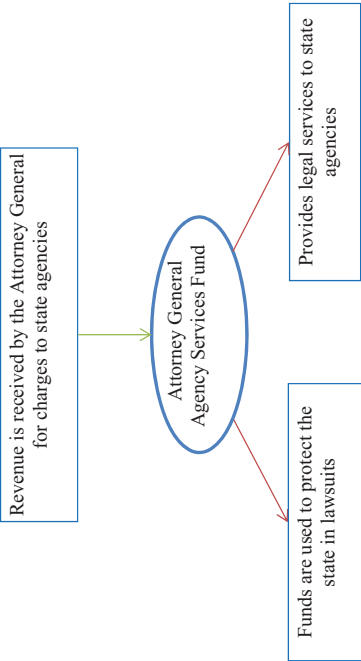
Revenues from the estates of insolvent life, disability and annuity insurers

Revenues from assessments made against solvent insurers

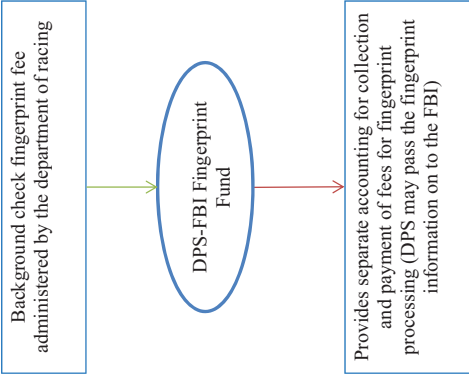
Life and Disability Insurance Guaranty Fund

Pays the liabilities of insolvent life, disability, and annuity insurers

**ATTORNEY GENERAL AGENCY SERVICES FUND
ATTORNEY GENERAL - DEPARTMENT OF LAW
2157**

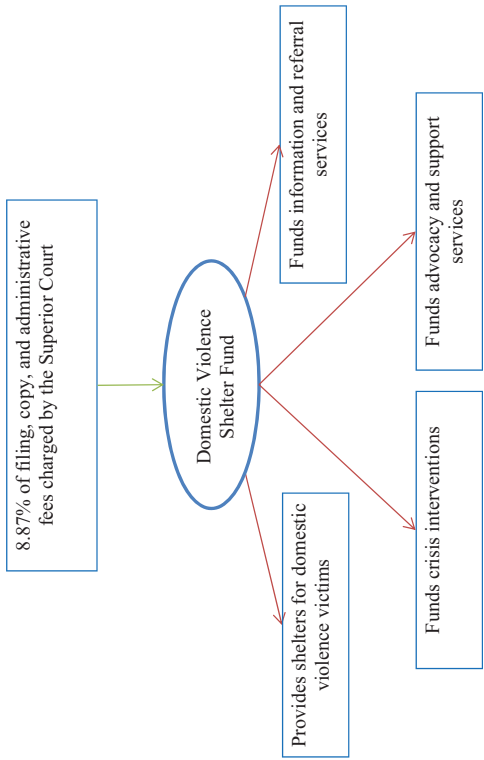


**DPS-FBI FINGERPRINT FUND
2159**

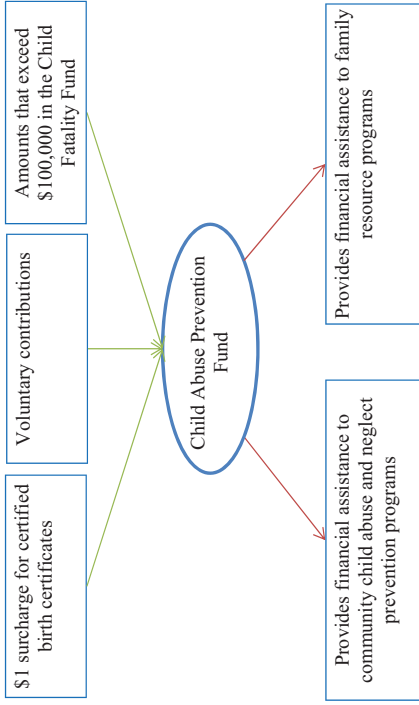


Agencies:
Department of Liquor Licenses and Control
Department of Fire, Building, and Life Safety
Arizona Department of Racing

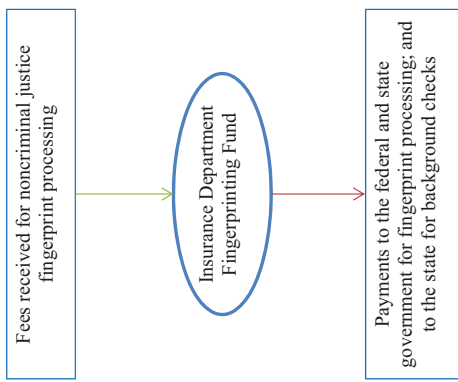
DOMESTIC VIOLENCE SHELTER FUND
DEPARTMENT OF ECONOMIC SECURITY
2160



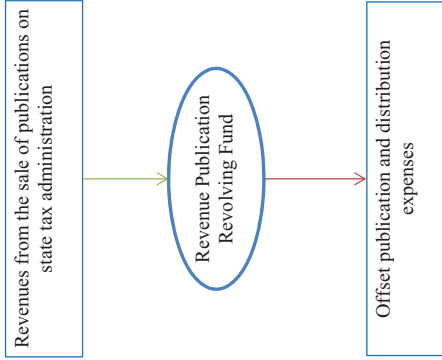
CHILD ABUSE PREVENTION FUND
DEPARTMENT OF ECONOMIC SECURITY
2162

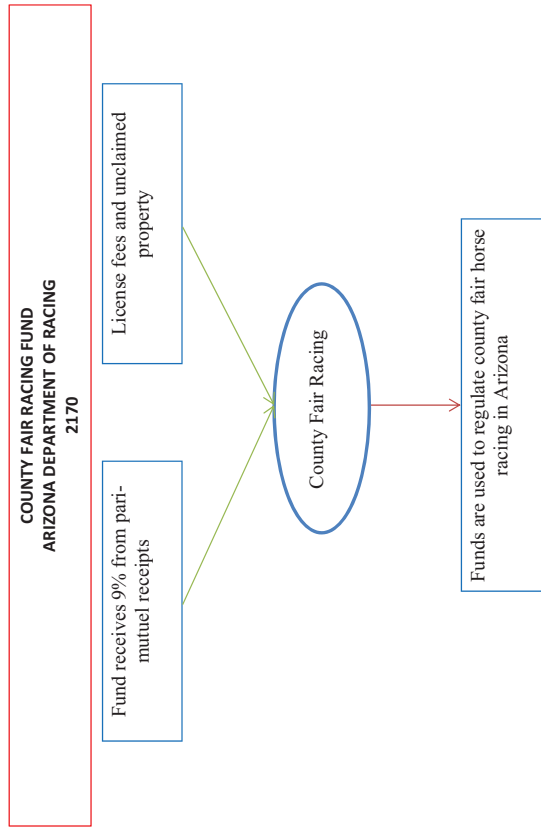
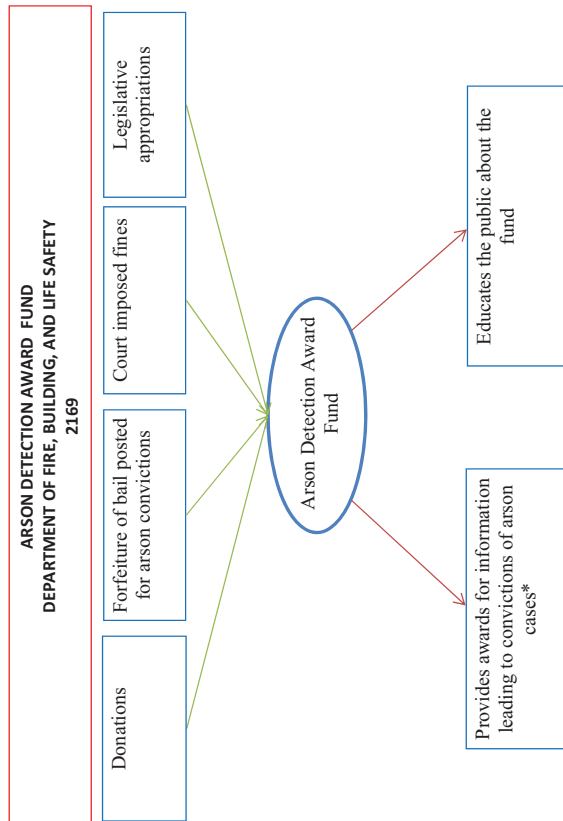


INSURANCE DEPARTMENT FINGERPRINTING FUND
DEPARTMENT OF INSURANCE
2163



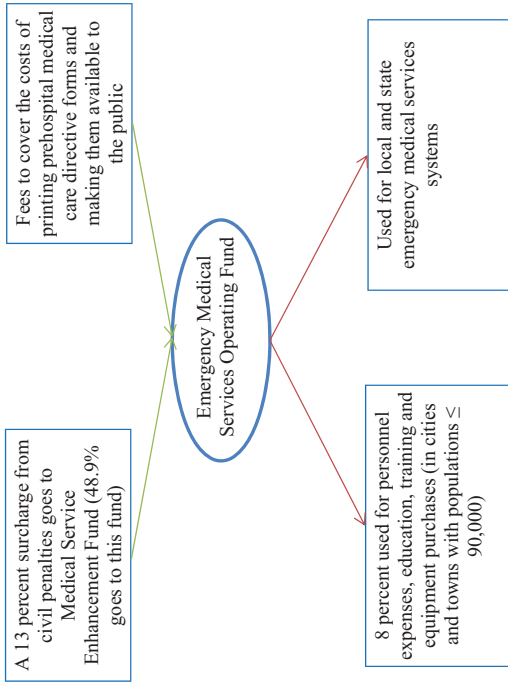
REVENUE PUBLICATION REVOLVING FUND
DEPARTMENT OF REVENUE
2166



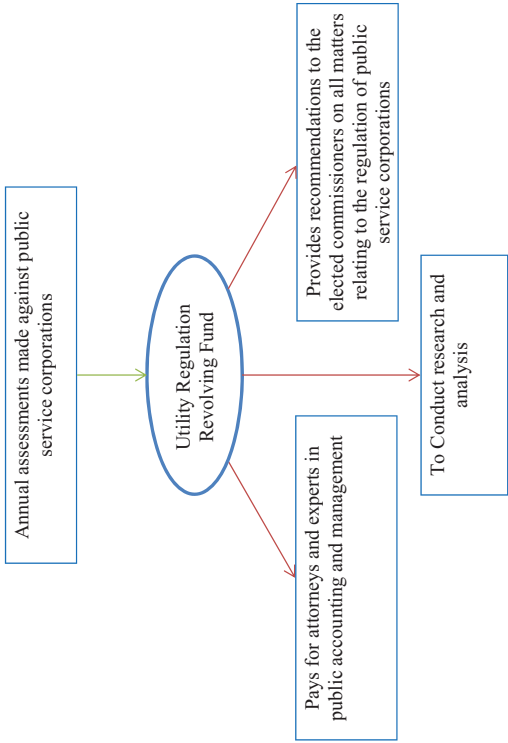


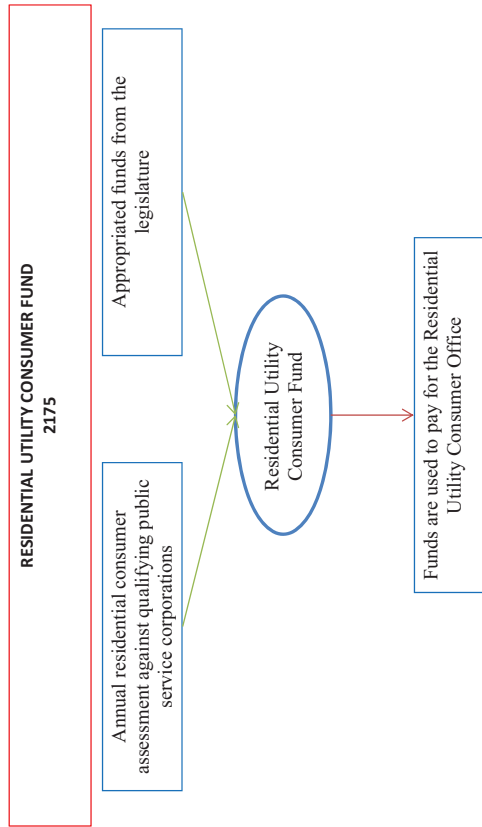
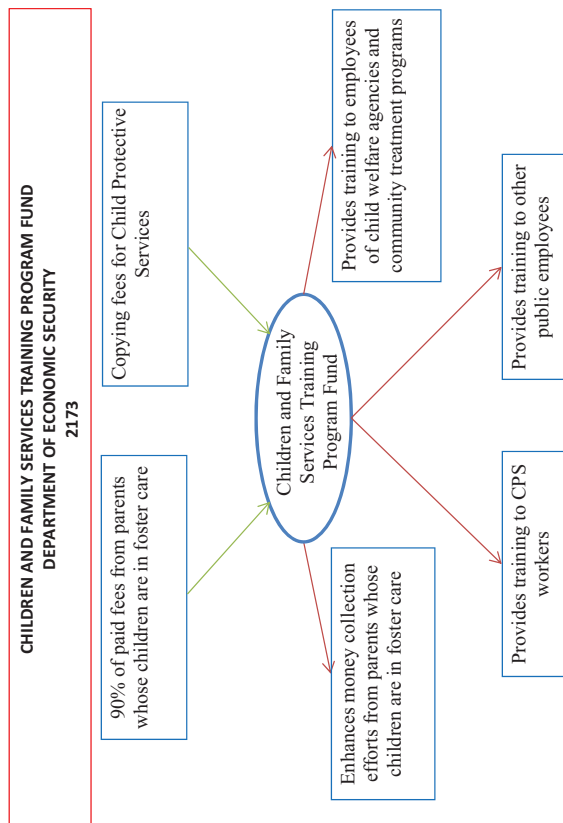
*Reward amounts are not to exceed \$10,000 and are awarded depending on the value of the information provided.

EMERGENCY MEDICAL SERVICES OPERATING FUND
DEPARTMENT OF HEALTH SERVICES
2171

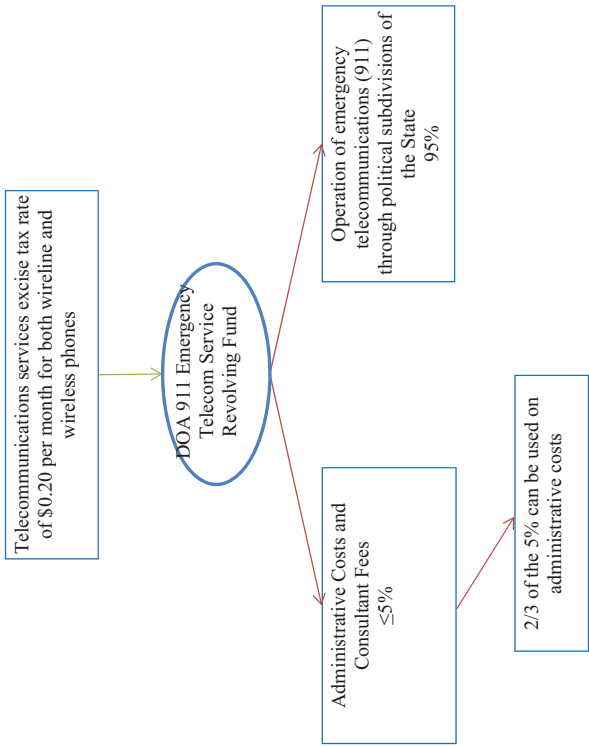


UTILITY REGULATION REVOLVING FUND
CORPORATION COMMISSION
2172

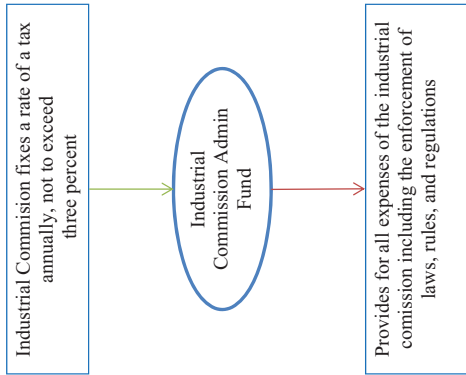


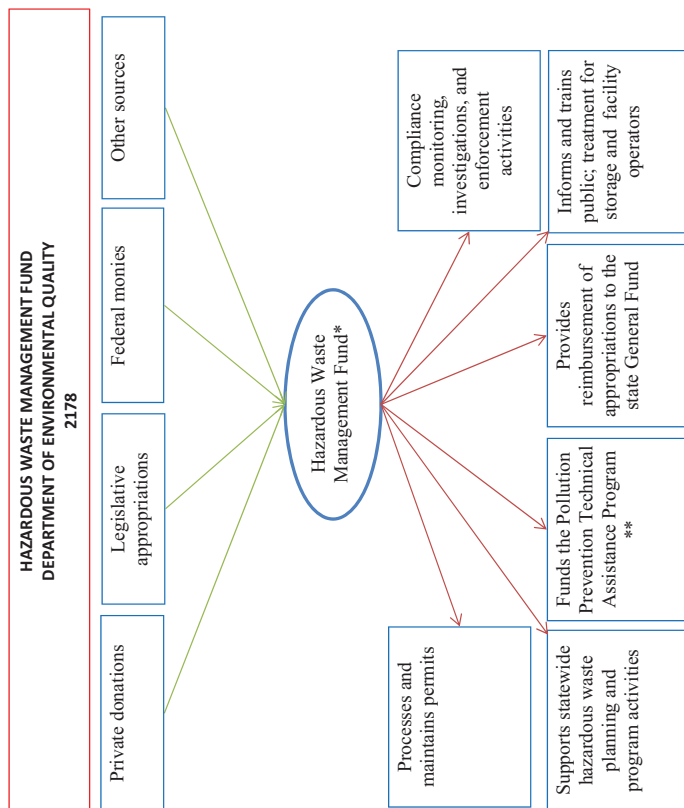


DOA 911 EMERGENCY TELECOM SERVICE REVOLVING FUND
ARIZONA DEPARTMENT OF ADMINISTRATION
2176



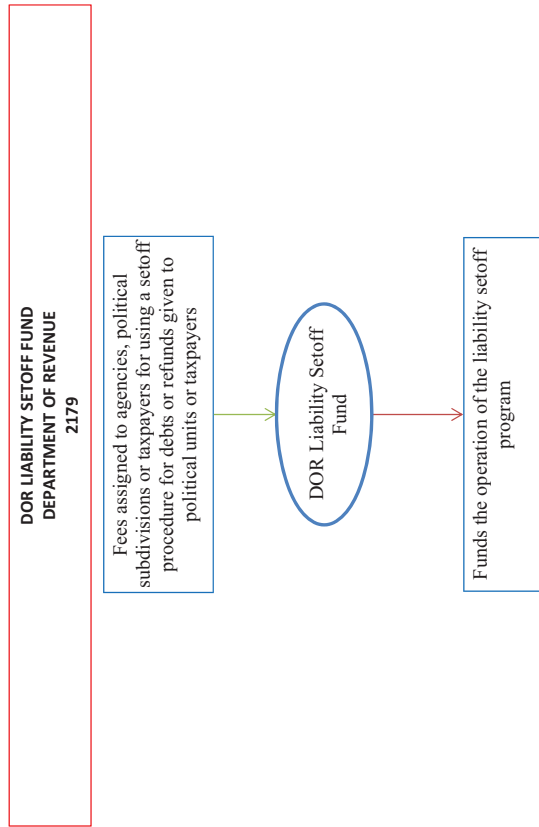
INDUSTRIAL COMMISSION ADMIN FUND
INDUSTRIAL COMMISSION OF ARIZONA
2177



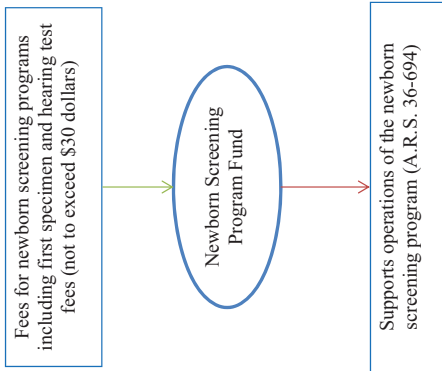


*10% of the fund is transmitted to the emergency response fund to be used for staffing local emergency planning committees and equipping local fire departments, for the development of hazardous materials emergency response teams.

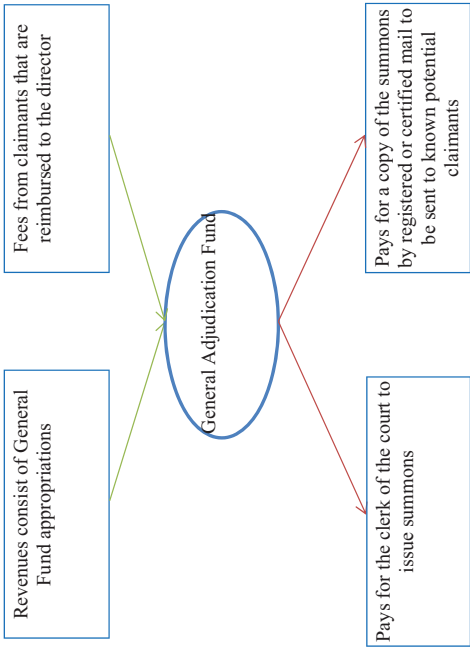
**Also provides matching funds for the Pollution Prevention Act of 1990



NEWBORN SCREENING PROGRAM FUND
DEPARTMENT OF HEALTH SERVICES
2184



GENERAL ADJUDICATION FUND
DEPARTMENT OF WATER RESOURCES
2191



**CHILD PASSENGER RESTRAINT FUND
DEPARTMENT OF ECONOMIC SECURITY
2192**

\$50 penalties for not properly restraining children passengers in vehicles on state highways who are under five years of age

Any donations received from the public

Child Passenger Restraint Fund

Funds are used to purchase child passenger safety which are distributed to responsible agencies upon request

Funds in excess of \$20,000 are deposited in the Highway User Revenue Fund

**JUVENILE DELINQUENT REDUCTION FUND
JUDICIARY
2193**

Supreme Court allocates funds to the Administrative Office of the Court

Juvenile Delinquent Reduction Fund

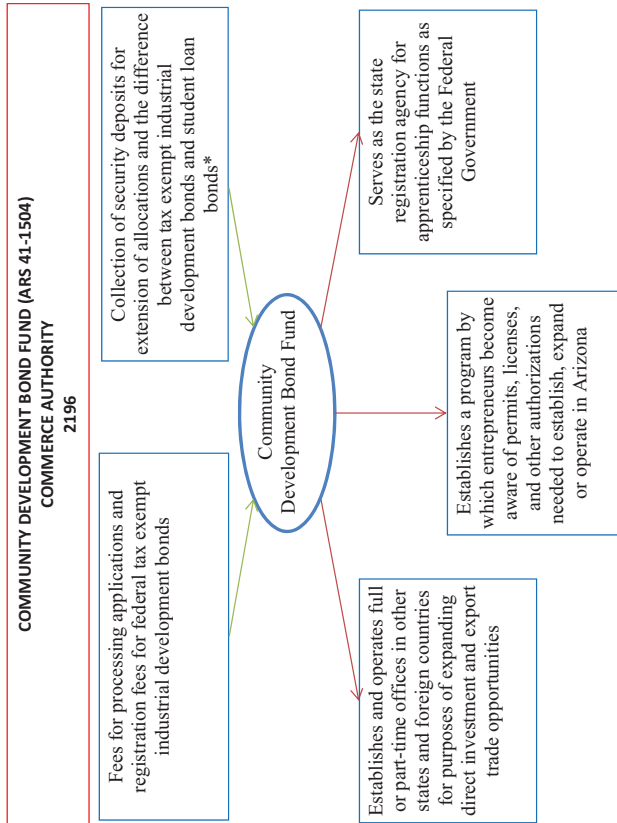
Funds programs that reduce the number of repetitive juvenile offenders

Services to juveniles on probation: includes treatment, testing, and residential foster and shelter care, and for children who are referred to the juvenile court*

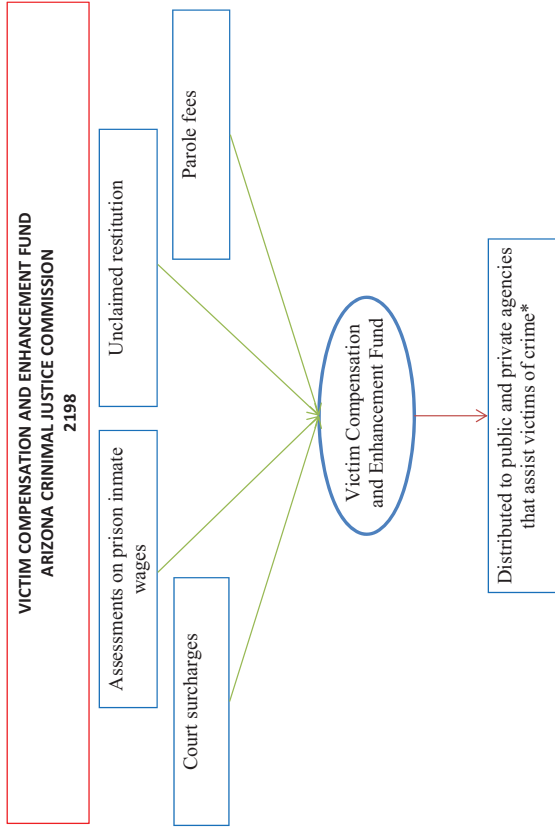
Purchases detention facilities or expands existing centers, and contracts w/ public and private entities to expand or operate secure care facilities

Funds the costs of fingerprint checks on individuals that work with juveniles in the court system as required by law

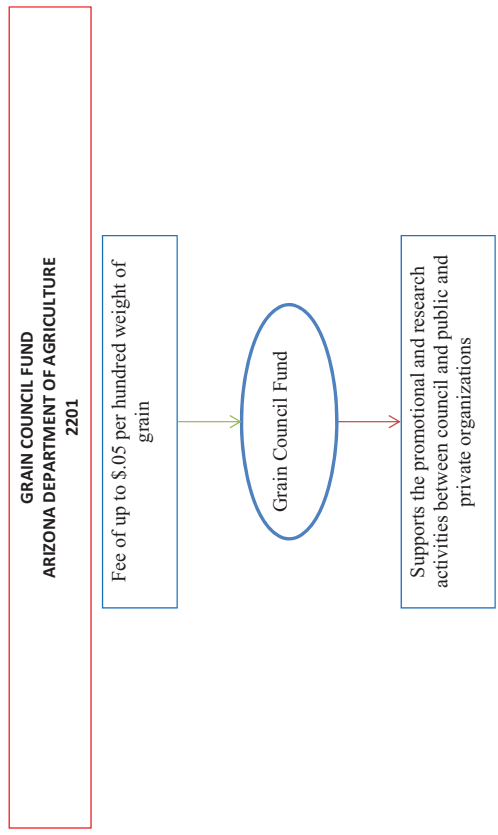
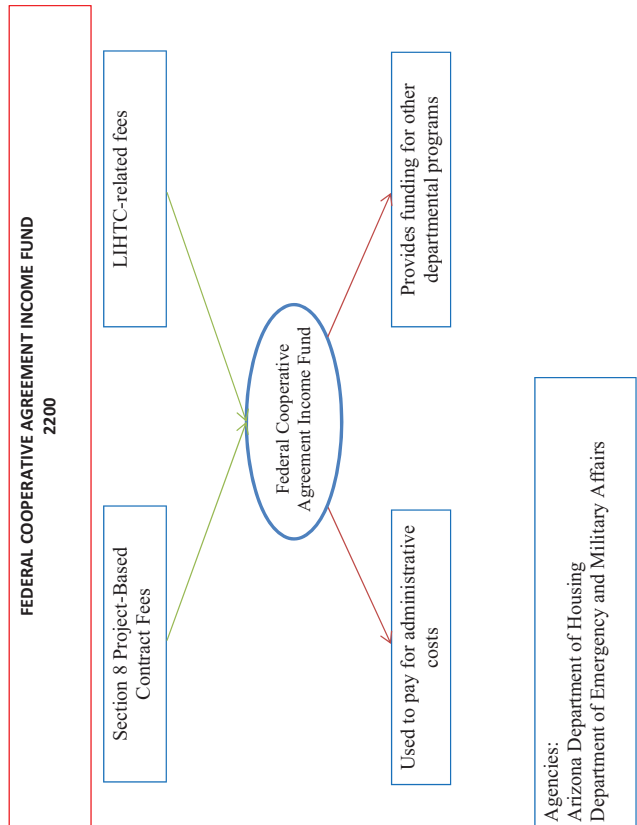
*Applies to those under 21 years of age pursuing high school or equivalent education programs, and those who voluntarily participate in treatment

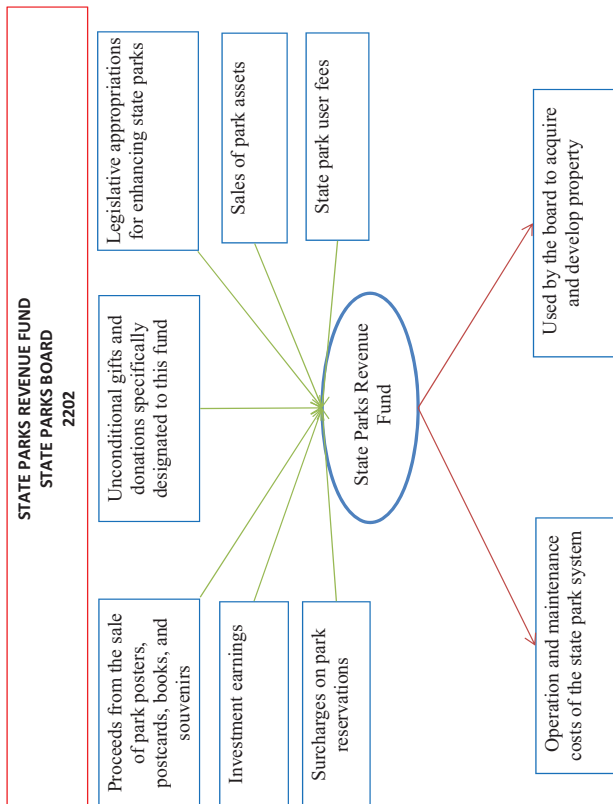


*A.R.S. 41 - 1504 Security deposits forfeited to the authority shall be deposited in the State General Fund.

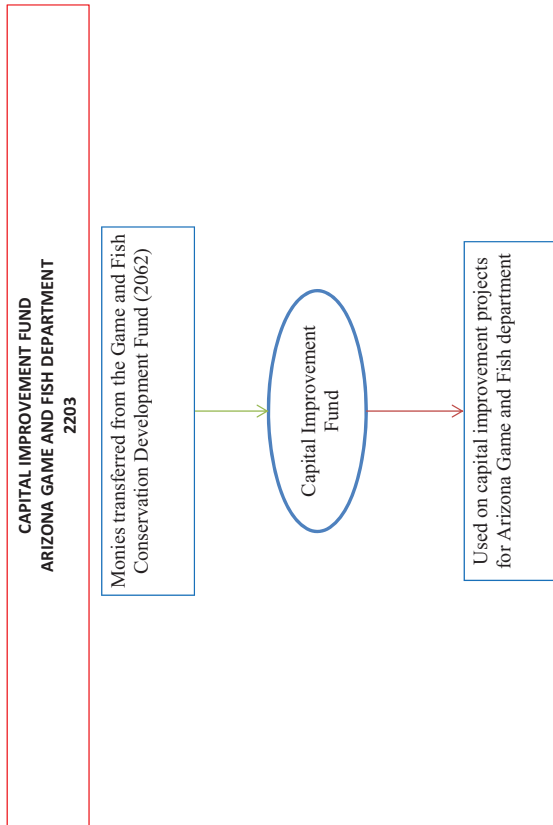


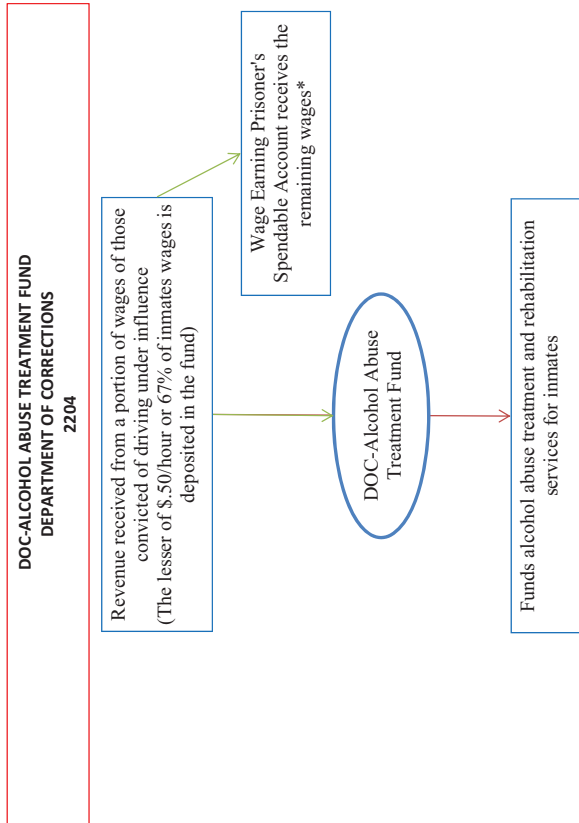
*Note: not more than 50% of these funds should go to members of the Arizona Criminal Justice Commission



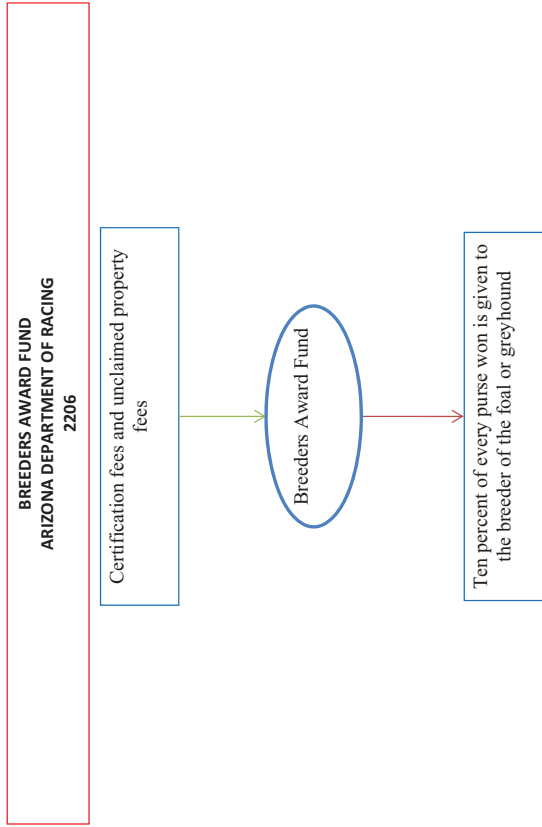


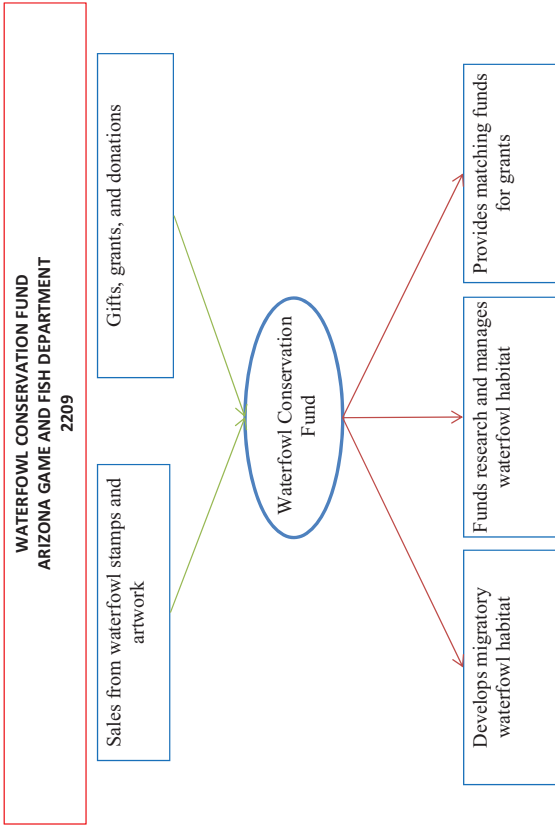
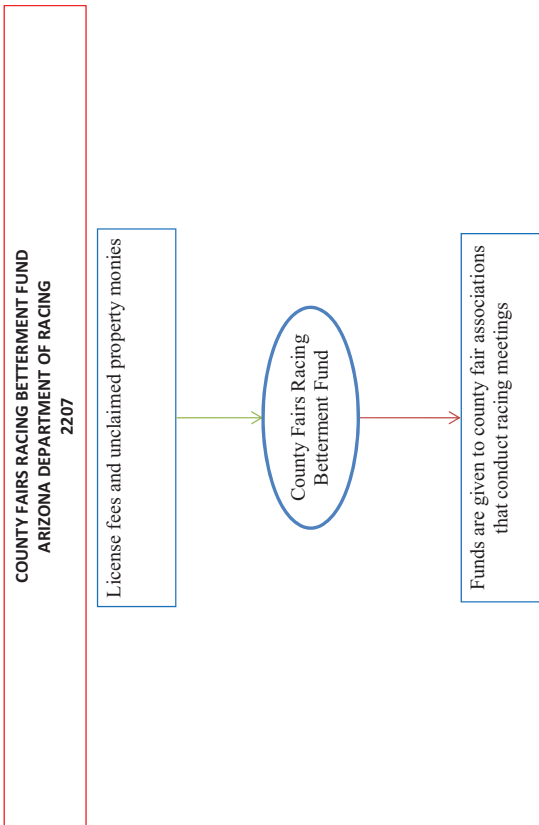
*Notes: Effective after August 2012

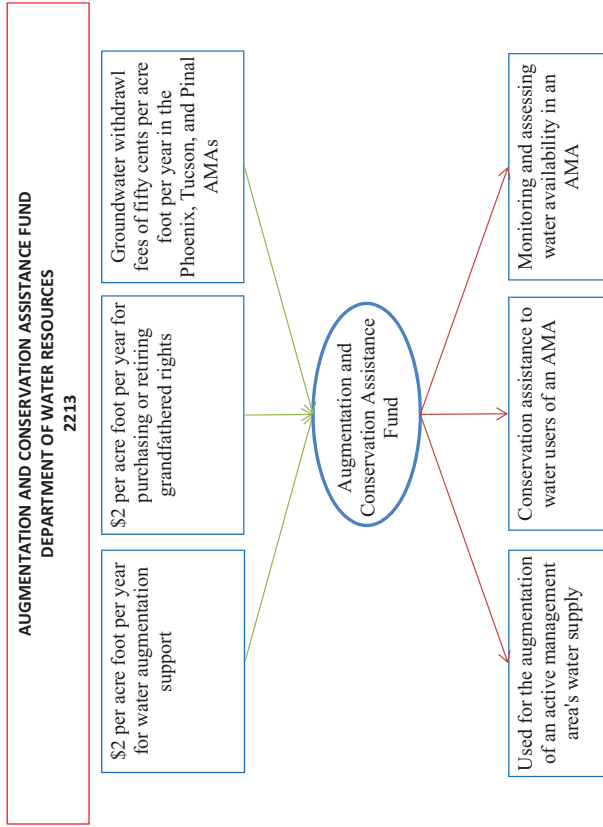
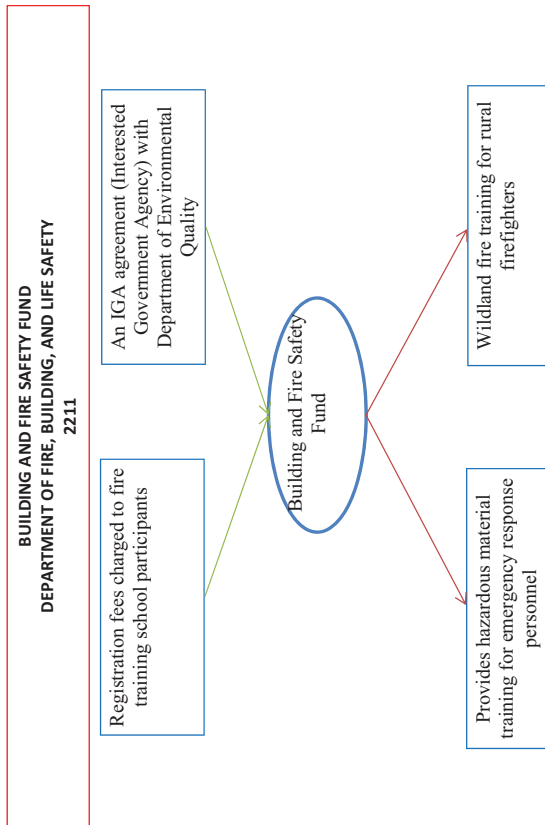


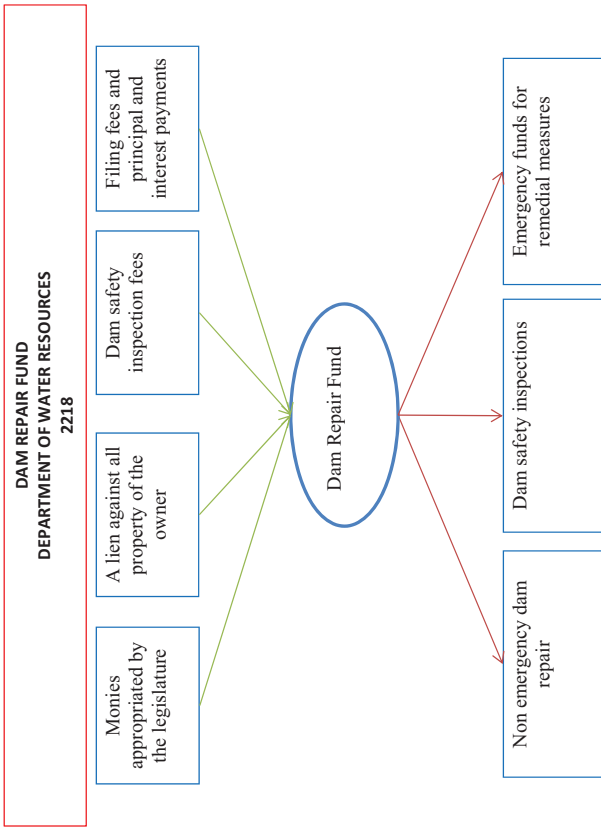
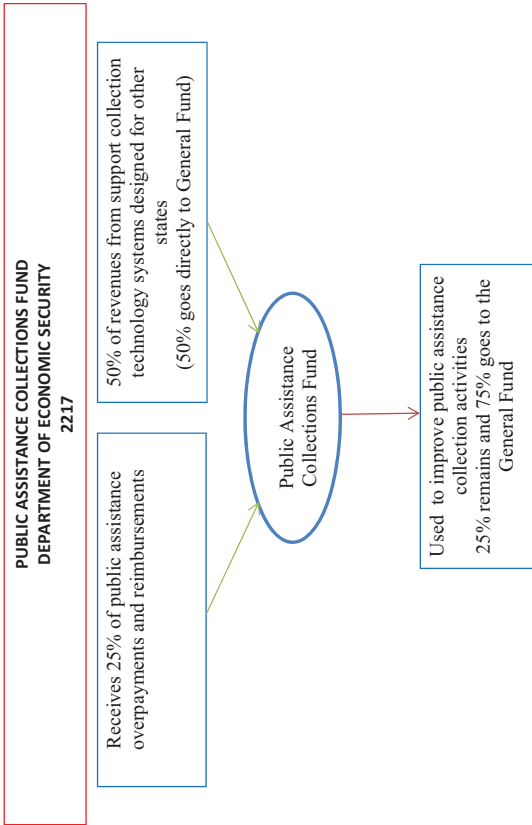


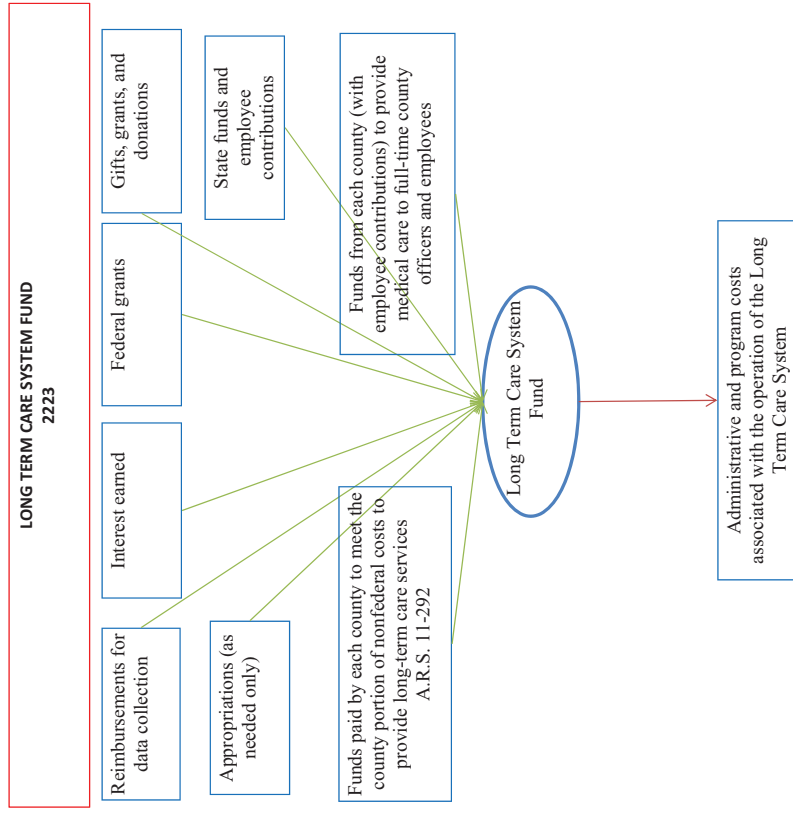
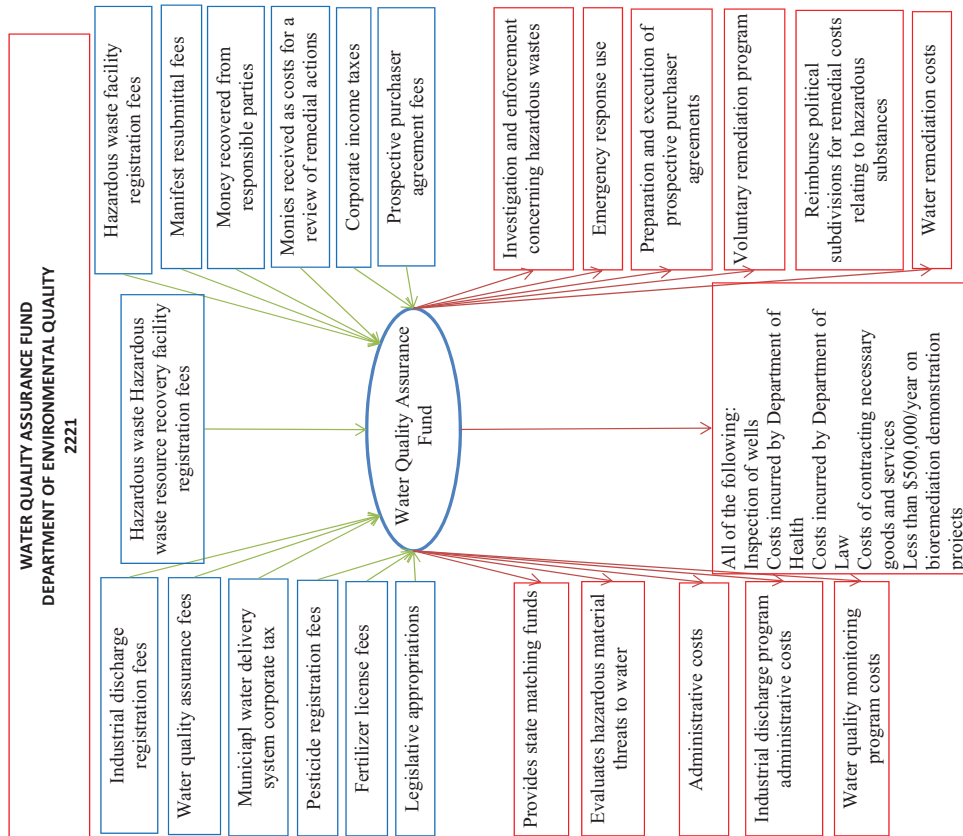
*For a description of how funds are spent in the Wage-Earning Prisoner's Spendable Account see A.R.S. 31-255

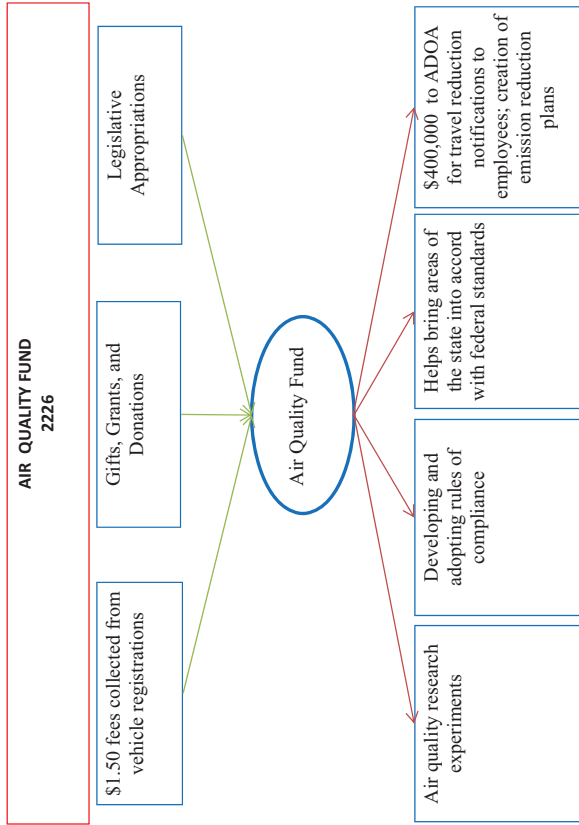
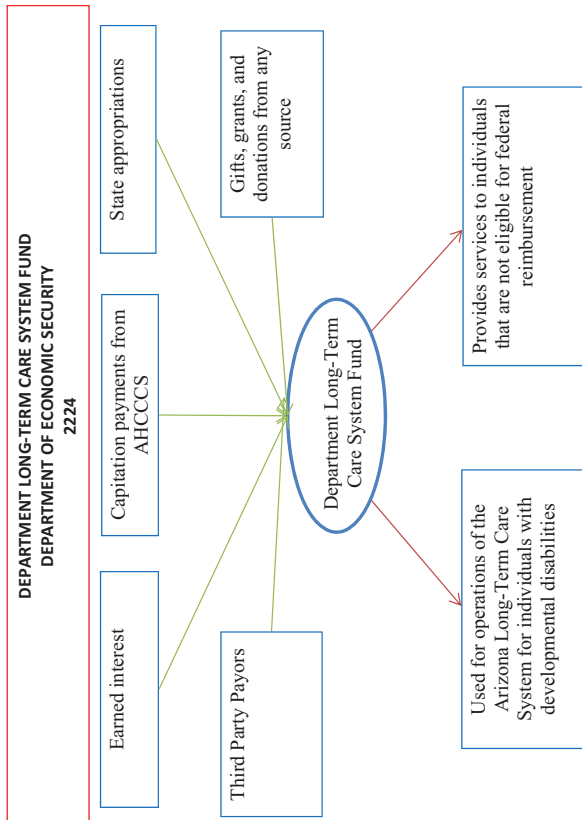








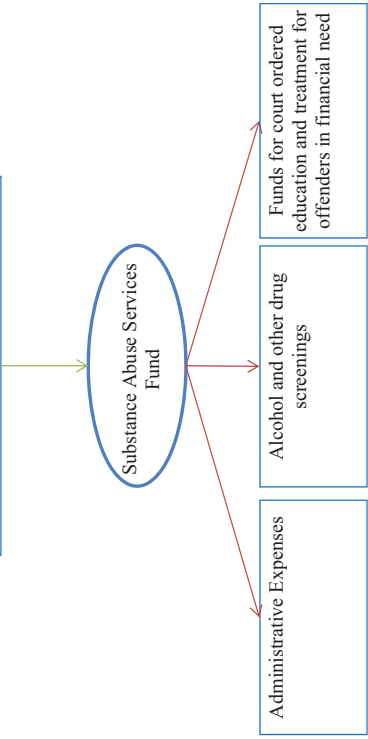




Agencies:
 Arizona Department of Administration
 Department of Environmental Quality
 Department of Transportation
 Department of Weights and Measures

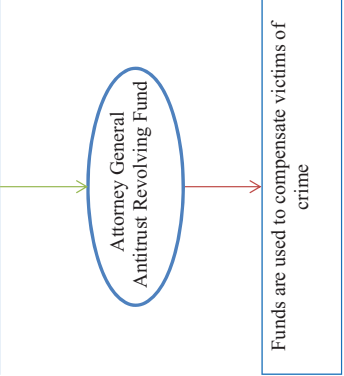
SUBSTANCE ABUSE SERVICES FUND
DEPARTMENT OF HEALTH SERVICES
2227

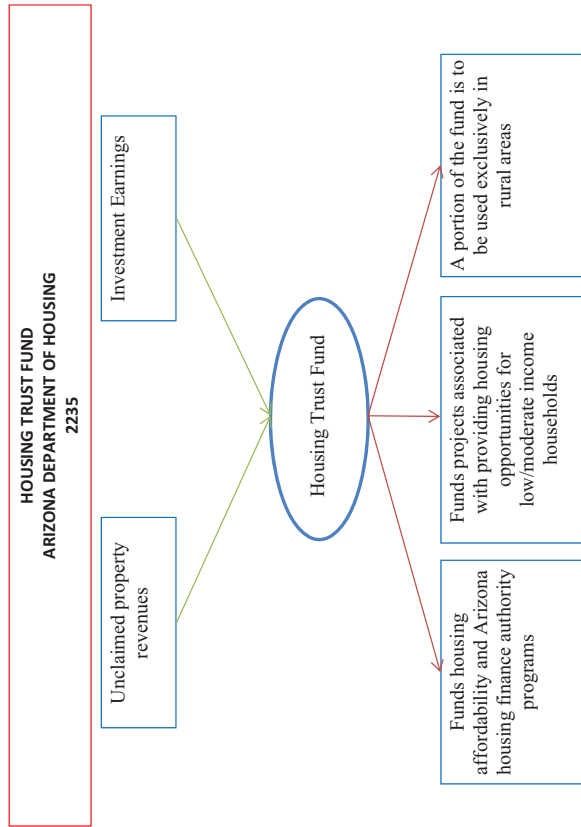
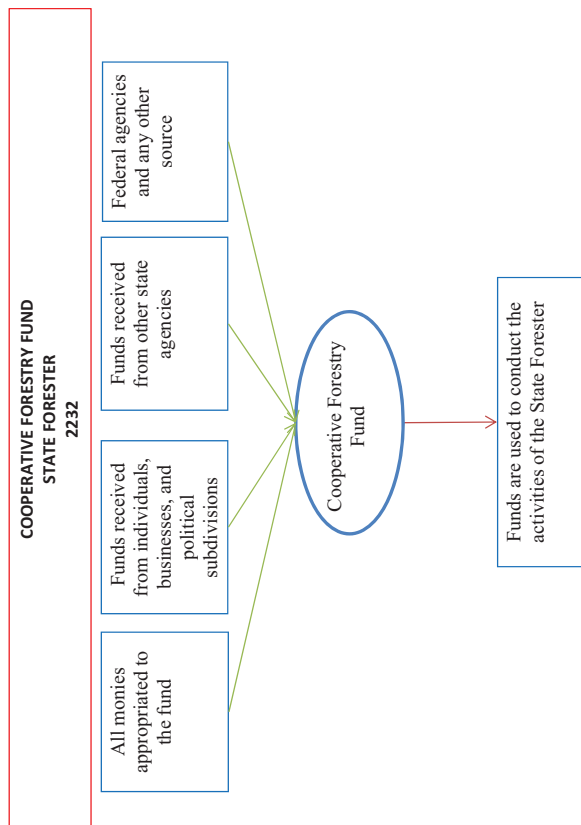
Revenues are from 23.6% of the monies in the Medical Services Enhancement Fund

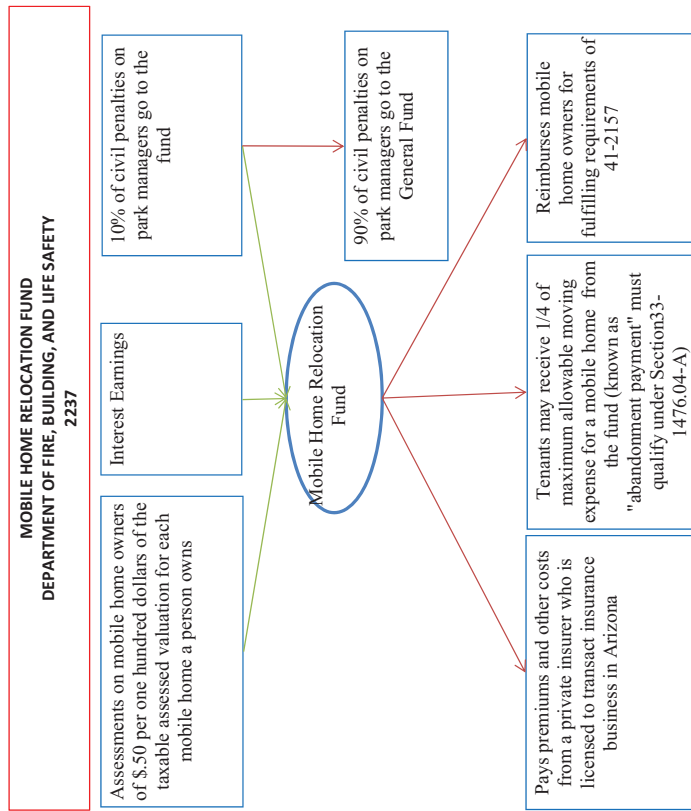
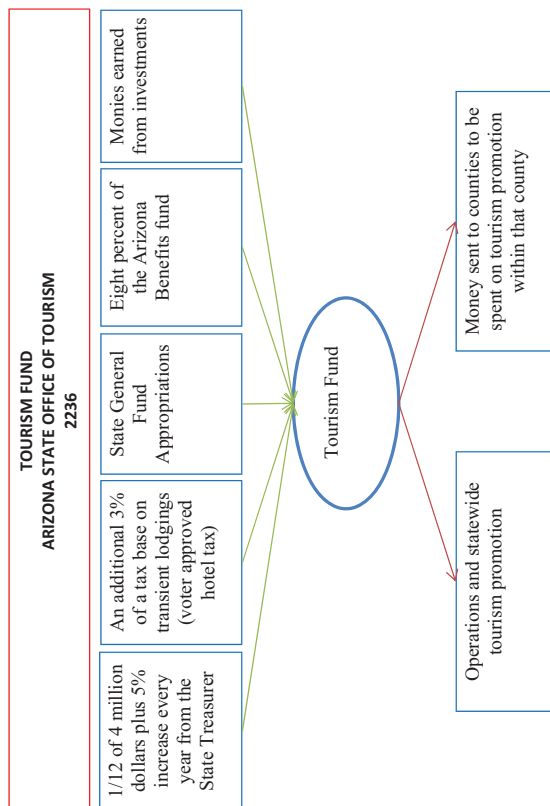


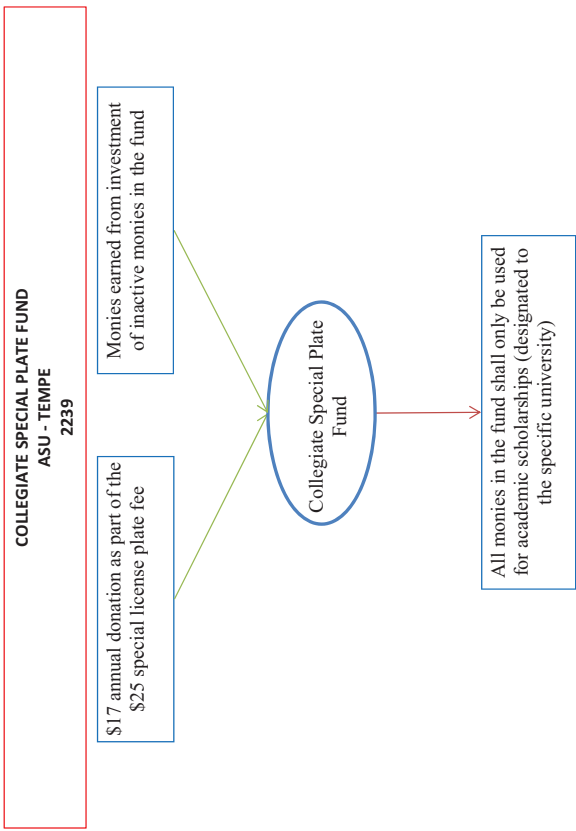
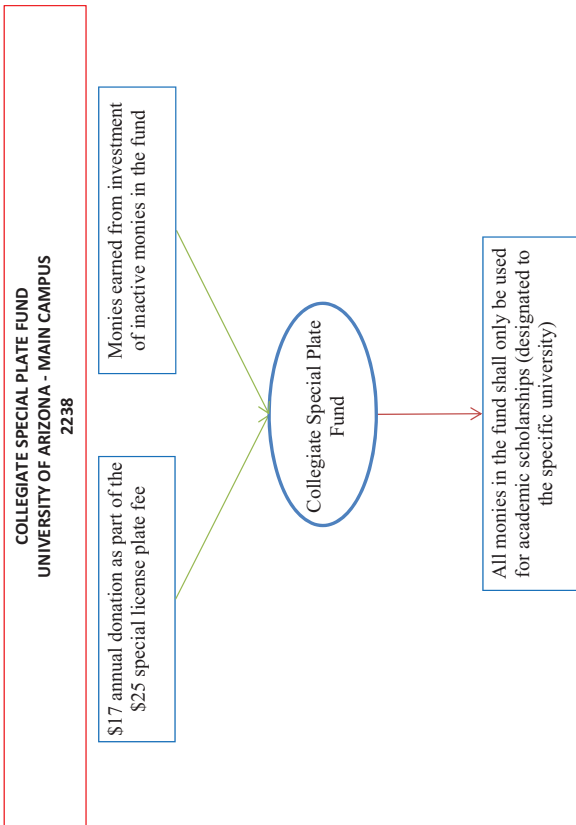
VICTIM WITNESS ASSISTANCE FUND
ATTORNEY GENERAL - DEPARTMENT OF LAW
2228

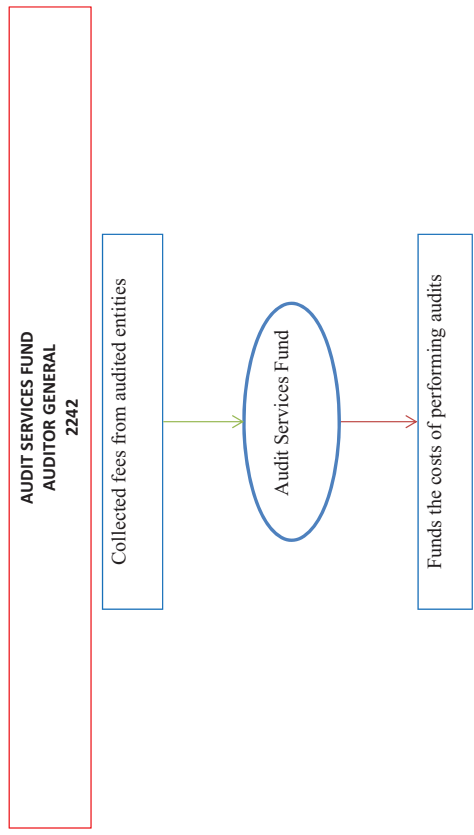
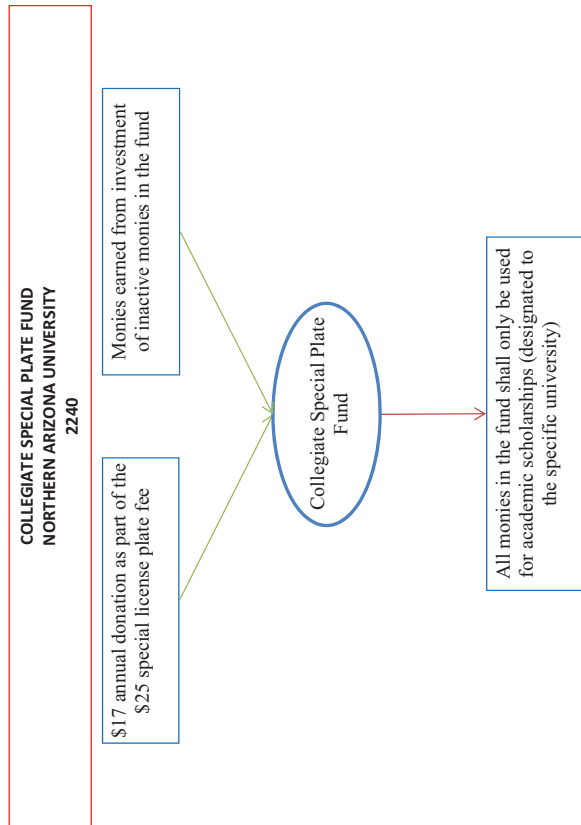
Revenues are from various grants

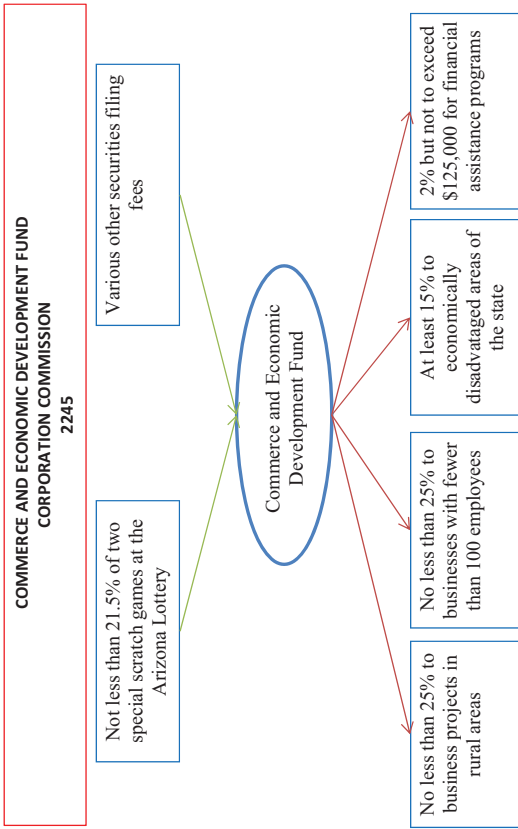
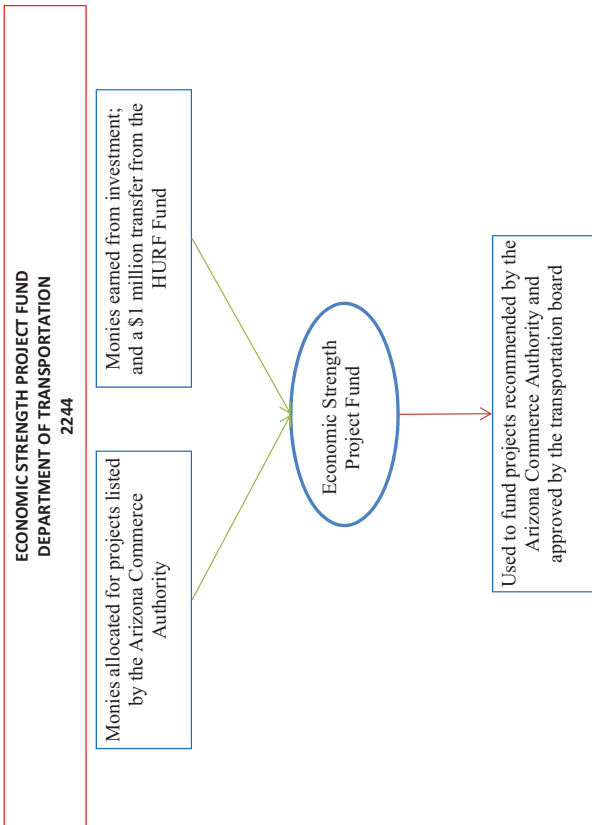












JUDICIAL COLLECTION - ENHANCEMENT FUND
JUDICIARY
22/46

Receives electronic case filing and access fees

Various court filing fees

Judicial Collection Enhancement Fund

Used to maintain and improve the ability of courts to collect and manage monies assessed or received

Improves automation projects approved by the Supreme Court

Case processing and probation services

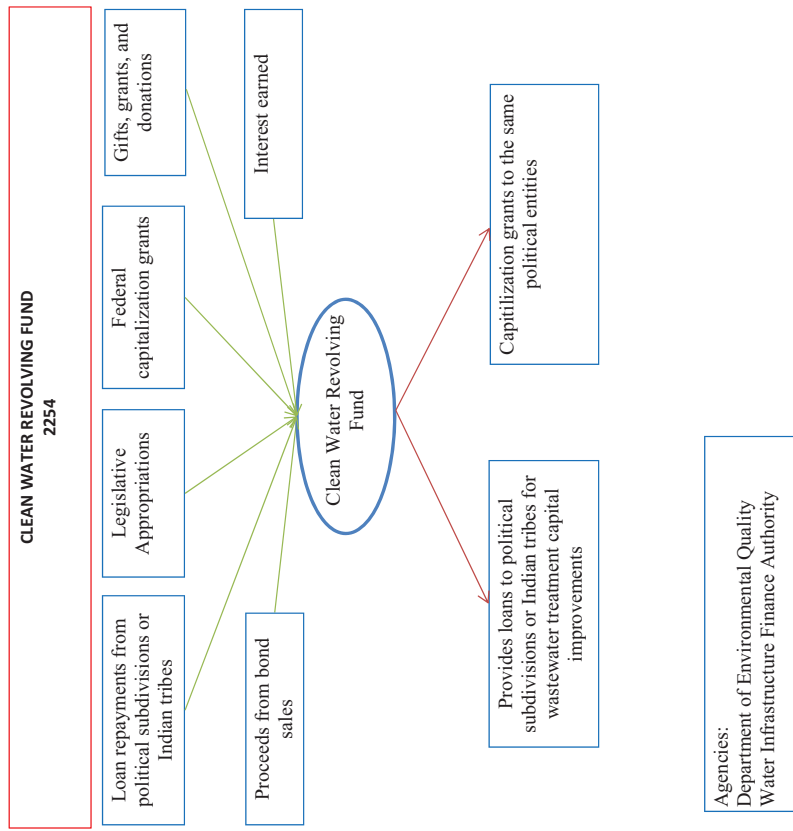
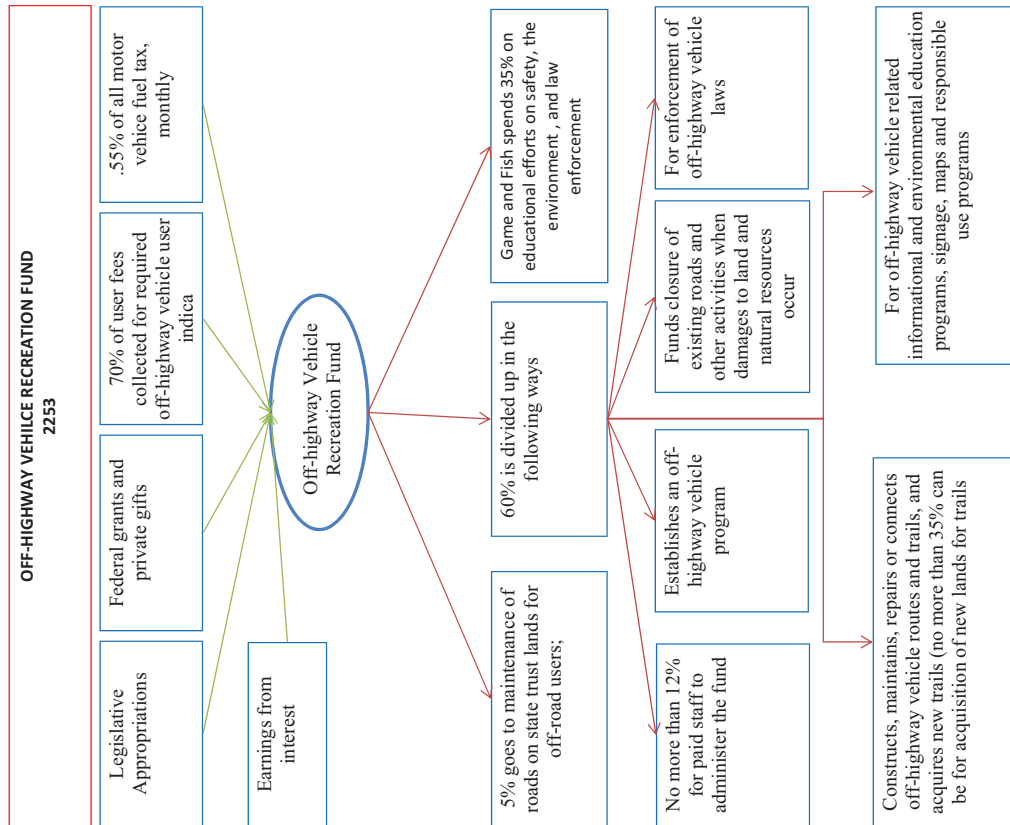
DEFENSIVE DRIVING FUND
JUDICIARY
22/47

A \$5 fee charged to persons who must attend defensive driving courses

Defensive Driving Fund

Transferred to the Judicial Collection Enhancement Fund and used to supervise defensive driving schools

Transferred to the Judicial Collection Enhancement Fund and used on the expedition process of all related offenses



BEHAVIORAL HEALTH EXAMINERS FUND
BOARD OF BEHAVIORAL HEALTH EXAMINERS
2256

Revenues from fees, fines, and other sources collected by the

Behavioral Health
Examiners Fund

Certify and regulate professionals in social work, counseling, substance abuse, marriage/family therapy
90%

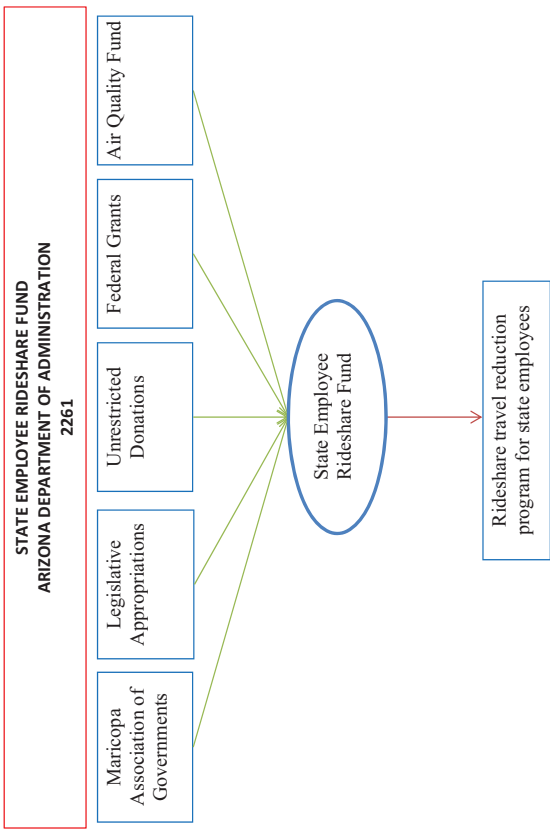
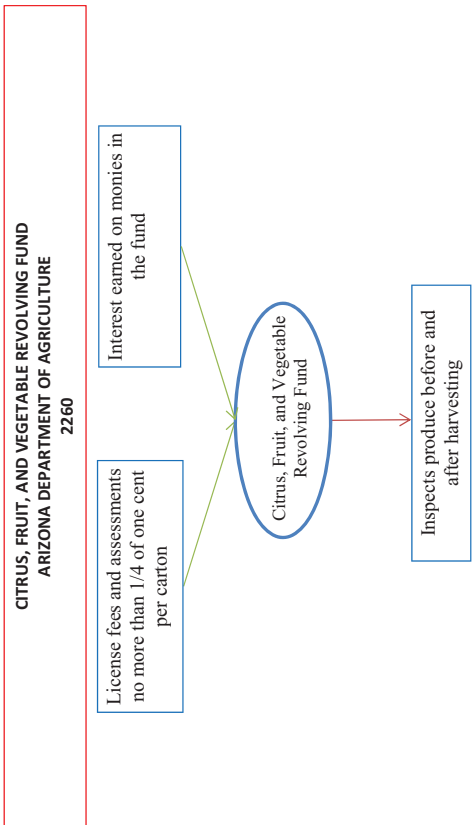
General Fund
10%

AZ ICEBURG LETTUCE RESEARCH FUND
ARIZONA DEPARTMENT OF AGRICULTURE
2259

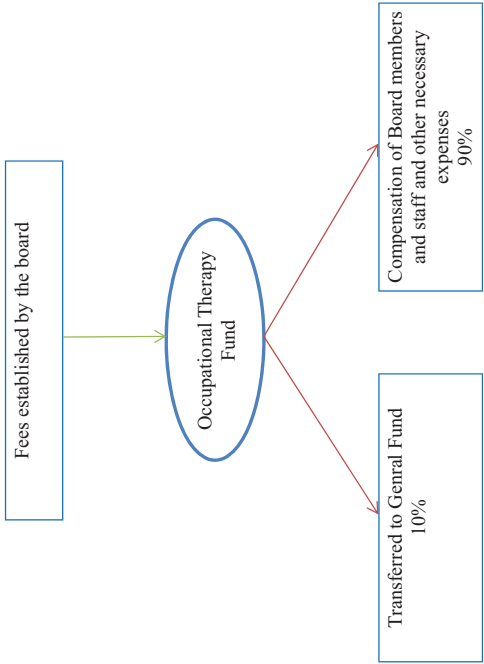
Fee of up one-half cent per carton of packed iceberg lettuce or a bin of 45 lbs. in weight

AZ Iceburg Lettuce
Research Fund

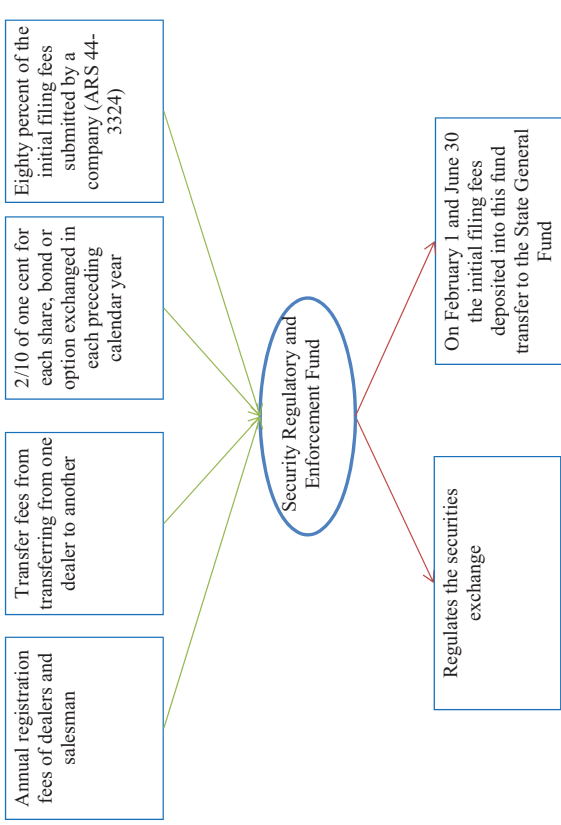
Supports research, development, and survey programs concerning the development of iceberg lettuce



OCCUPATIONAL THERAPY FUND
BOARD OF OCCUPATIONAL THERAPY EXAMINERS
 2263

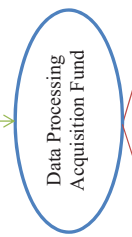


SECURITY REGULATORY AND ENFORCEMENT FUND
CORPORATION COMMISSION
 2264



DATA PROCESSING ACQUISITION FUND
DEPARTMENT OF STATE, SECRETARY OF STATE
2265

Fees (maximum of \$6) received by the Secretary of State for filing financing statements and other documents

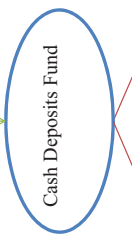


Improves data processing efforts in the office of the Secretary of State

Unencumbered funds reaching above \$250,000 revert back to the General Fund

CASH DEPOSITS FUND
DEPARTMENT OF TRANSPORTATION
2266

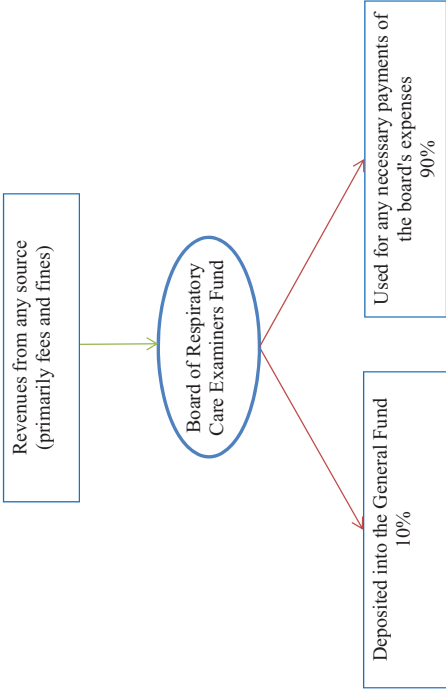
Receives cash advances, reimbursements and deposits



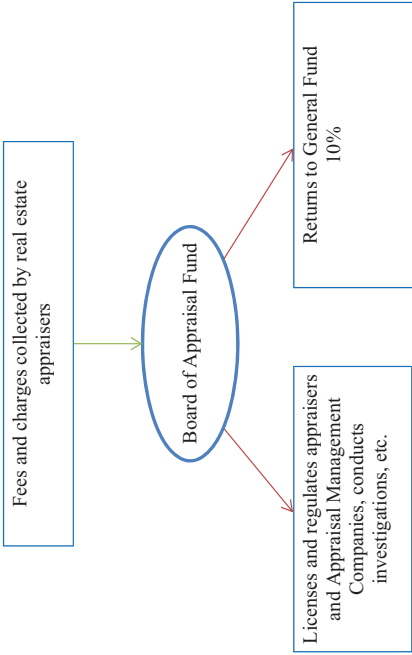
Used on State Park maintenance

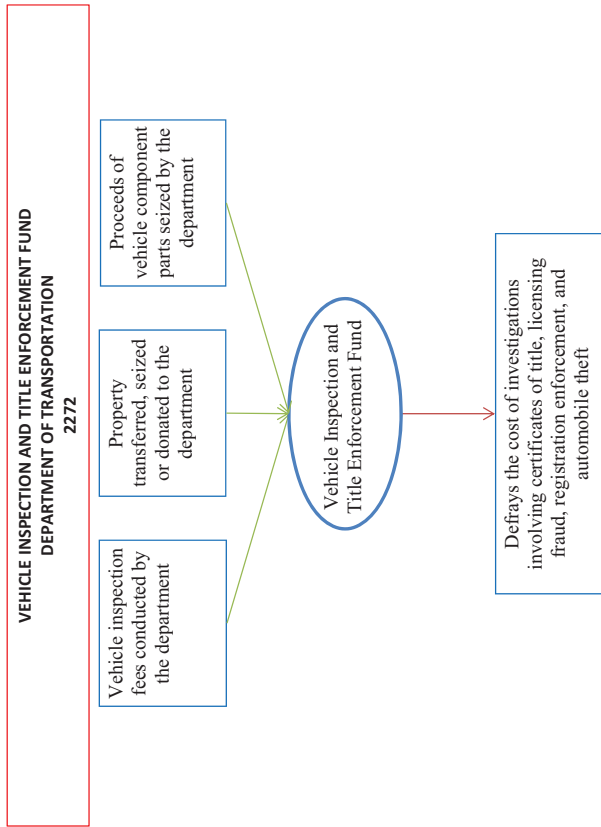
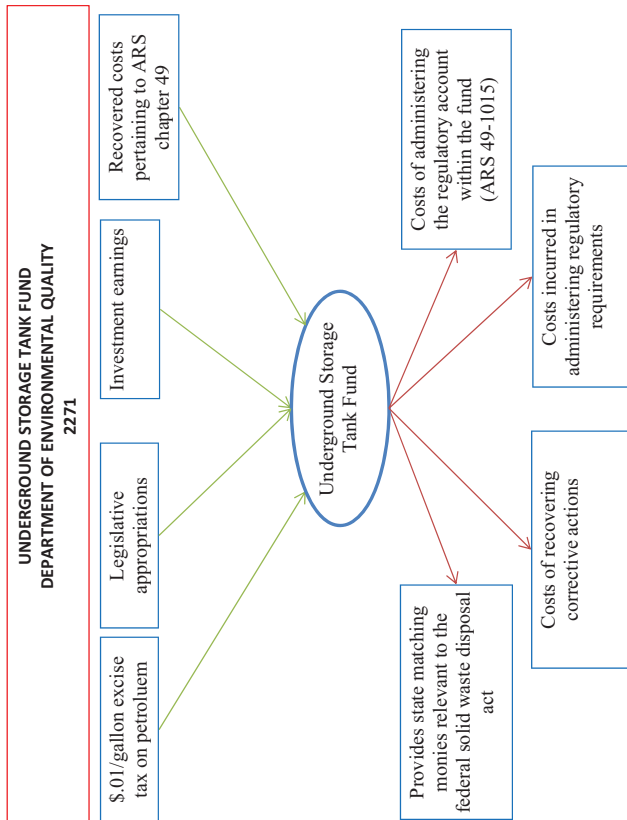
Used on rental property repair

BOARD OF RESPIRATORY CARE EXAMINERS FUND
BOARD OF RESPIRATORY CARE EXAMINERS
2269



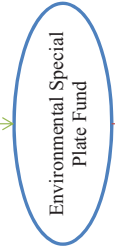
BOARD OF APPRAISAL FUND
STATE BOARD OF APPRAISAL
2270





ENVIRONMENTAL SPECIAL PLATE FUND
STATE LAND DEPARTMENT
2274

\$17 of the \$25 charge for the license and renewal of special license plates



Used by the State Land Department for environmental education programs

COURT APPOINTED SPECIAL ADVOCATE FUND
JUDICIARY
2275

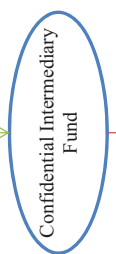
30% of the unclaimed prize winnings of the state lottery (A.R.S. 5-568)



Used by the Supreme Court to operate and improve the program, by training volunteers to advocate for abused and neglected children in juvenile court proceedings

CONFIDENTIAL INTERMEDIARY FUND
JUDICIARY
2276

Required Fees for the Confidential Intermediary Program



Used on individuals or adoption agencies to establish contacts between adoptive parents and adoptees or birth parents; locating confidential information or establishing contact

DRUG TREATMENT AND EDUCATION FUND
JUDICIARY
2277COU

Revenues are received from alcohol taxes



50% of Funds via the Administrative Office of the Supreme Court to one of 15 superior court probation offices; cover costs of placing persons in drug education and treatment programs

50% of the fund is distributed to the Arizona Parents Commission on Drug Education and Prevention

DRUG TREATMENT AND EDUCATION FUND
OFFICE OF THE GOVERNOR
2277GVA

Revenues from Alcohol Taxes

Drug Treatment and
Education Fund

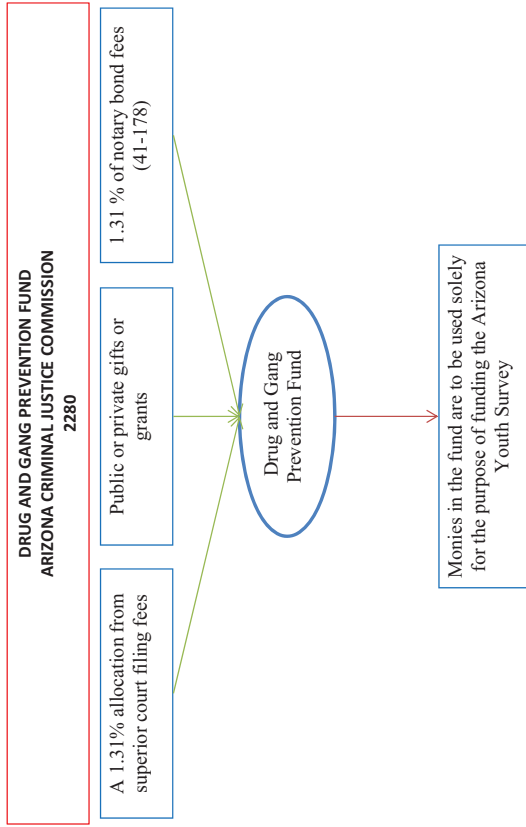
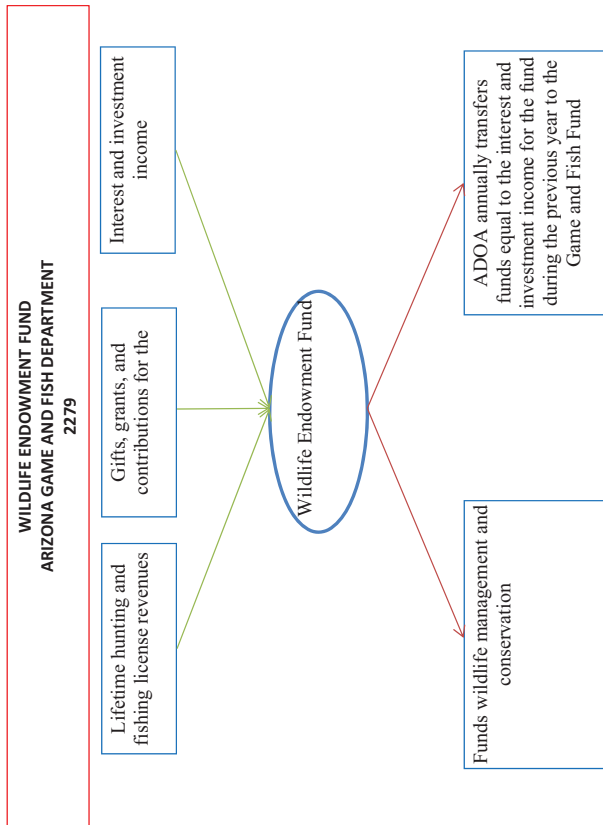
Funds are distributed to the Parent
Commission to help fund drug education
and treatment programs

DPS RECORDS PROCESSING FUND
DEPARTMENT OF PUBLIC SAFETY
2278

Accident reports, fingerprint fees, and
copying fees

DPS Records Processing
Fund

Used for the collection and payment of fees
for department reports and photographs of
traffic accident scenes processed by the
department



JUVENILE CJEF CORRECTIONS DIST FUND
DEPARTMENT OF JUVENILE CORRECTIONS
2281

Revenues consist of 1.61% of the Criminal Justice Enhancement Fund

Juvenile CJEF Corrections Dist Fund

Used for the treatment and rehabilitation of youth convicted of drug-related offenses

CRIME LABORATORY ASSESSMENT FUND
DEPARTMENT OF PUBLIC SAFETY
2282

2.3 Percent of the Criminal Justice Enhancement Fund

Crime Laboratory Assessment Fund

Provides enhanced crime laboratory services, purchases scientific equipment, educates and trains forensic scientists

22 Percent to the Phoenix Police Department

12 Percent to the Tucson Police Department

7 Percent to the Mesa Police Department

4 Percent to the Scottsdale Police Department

55 Percent to Department of Public Safety

MOTOR VEHICLE LIABILITY INSURANCE FUND
2285

Funds include fees not to exceed \$50 for reinstatement of a motor vehicle registration and license plate



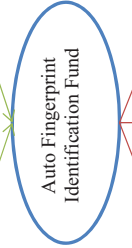
Enforces motor vehicle combined single limit liability insurance regulations

Agencies:
Department of Transportation
Department of Weights and Measures

AUTO FINGERPRINT IDENTIFICATION FUND
DEPARTMENT OF PUBLIC SAFETY
2286

Legislative Appropriations

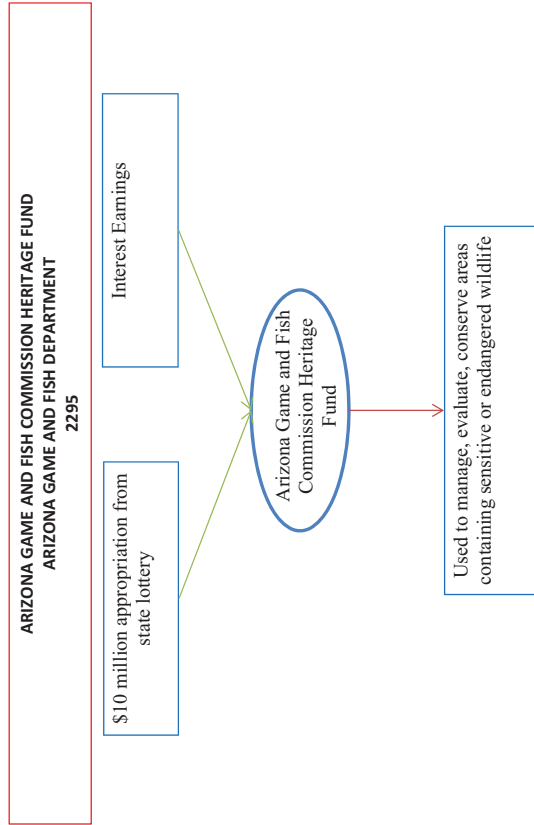
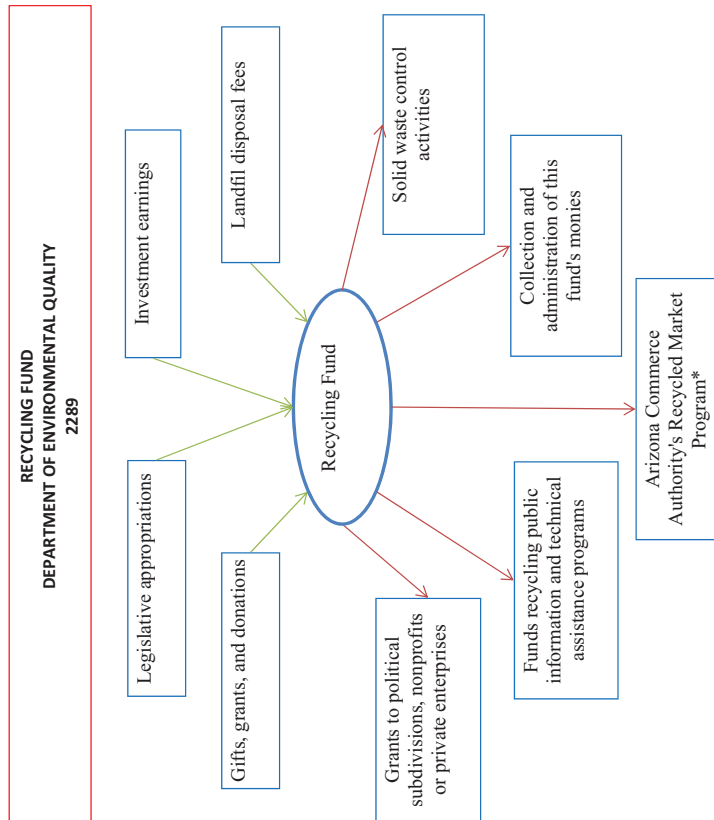
6.46% of the Criminal Justice Enhancement Fund



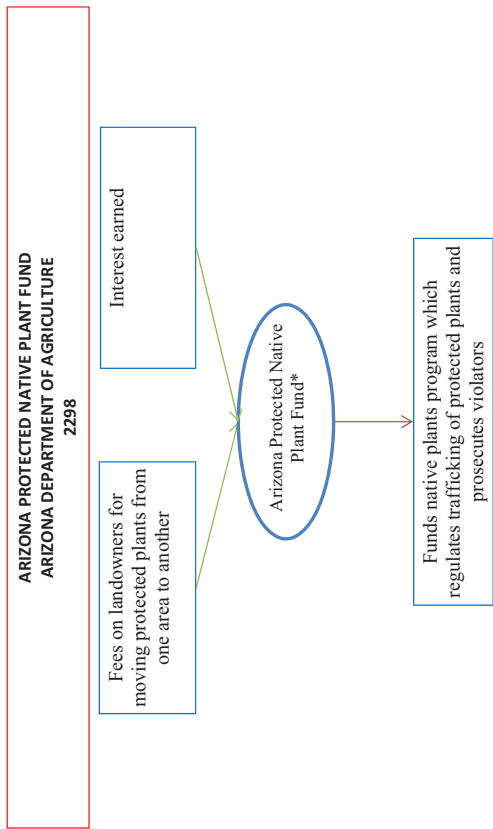
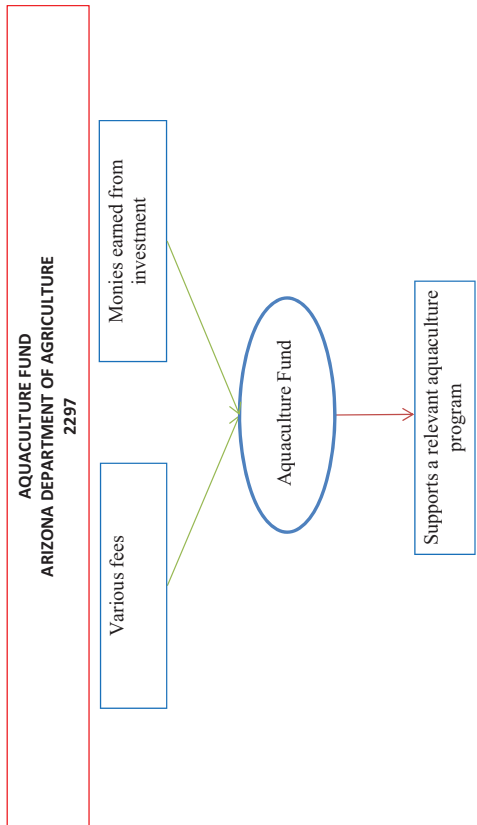
Purchases and installs fingerprint identification equipment

Operates and maintain the system and remote terminals

Funds costs of administering the system



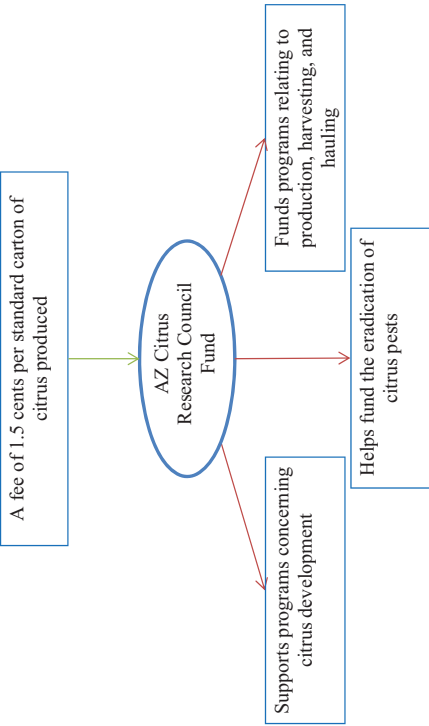
*If the Arizona Commerce Authority does not spend the funds for



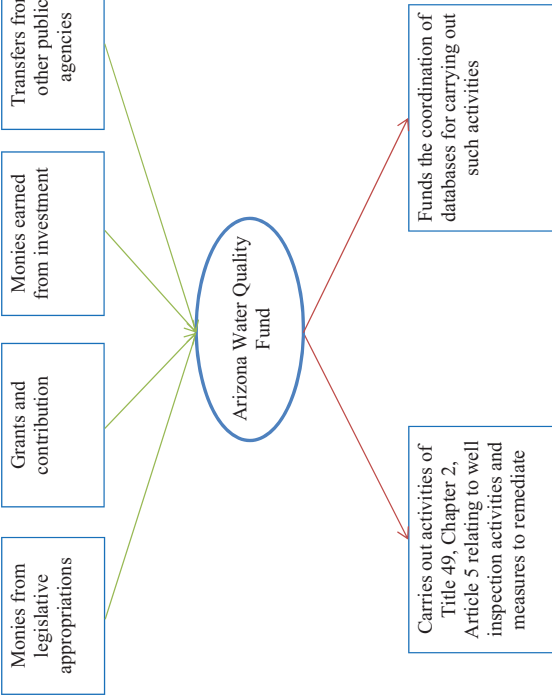
*Fees for protected plants:

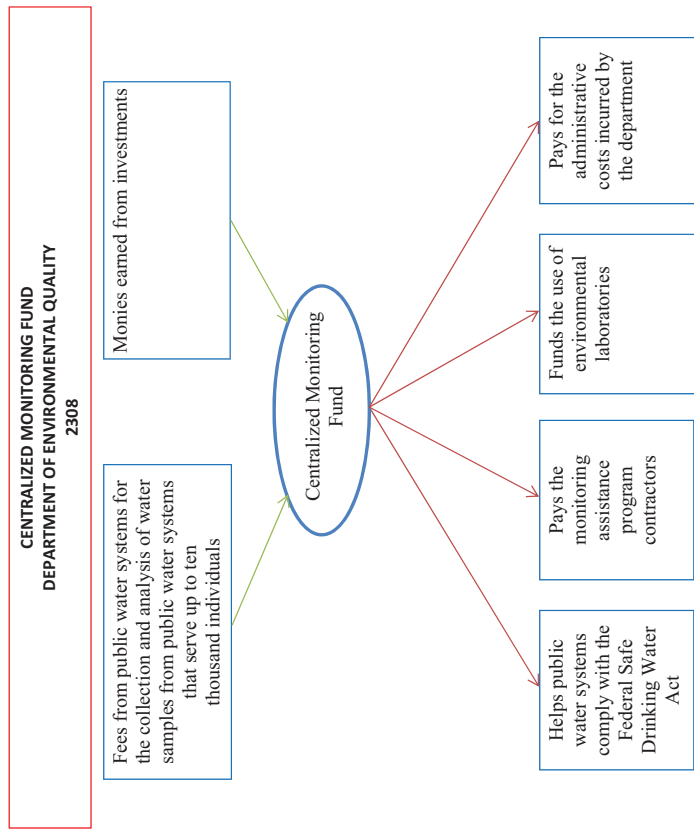
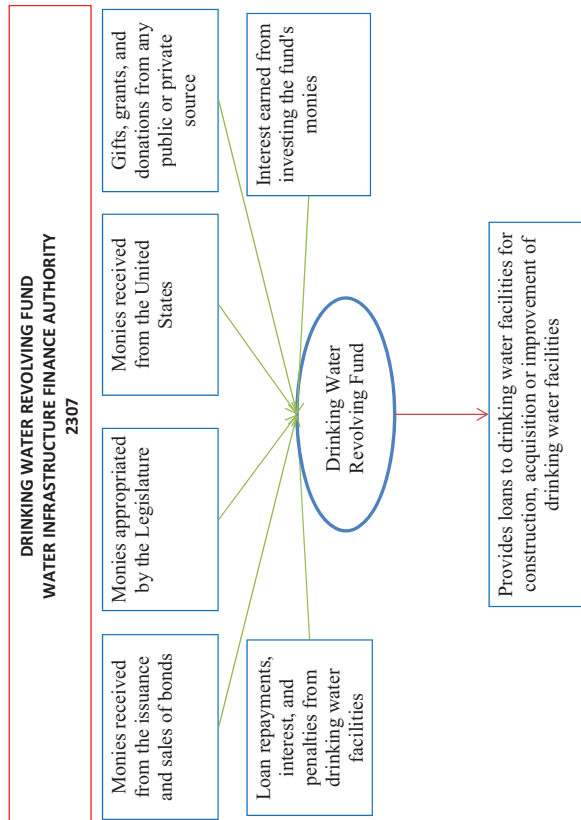
1. For cereus giganteus (saguaro), at least three dollars for each plant.
2. For native plants that the director determines to be useful for revegetation and that cannot be salvaged economically, at a higher fee, at least twenty-five cents per plant.
3. For all other native plants, at least two dollars for each plant.
4. For all receipts for live harvest restricted native plants cut or removed for wood, at least one dollar per cord.
5. For a permit for the by-products or fiber of harvest restricted native plants, at least one dollar per ton.

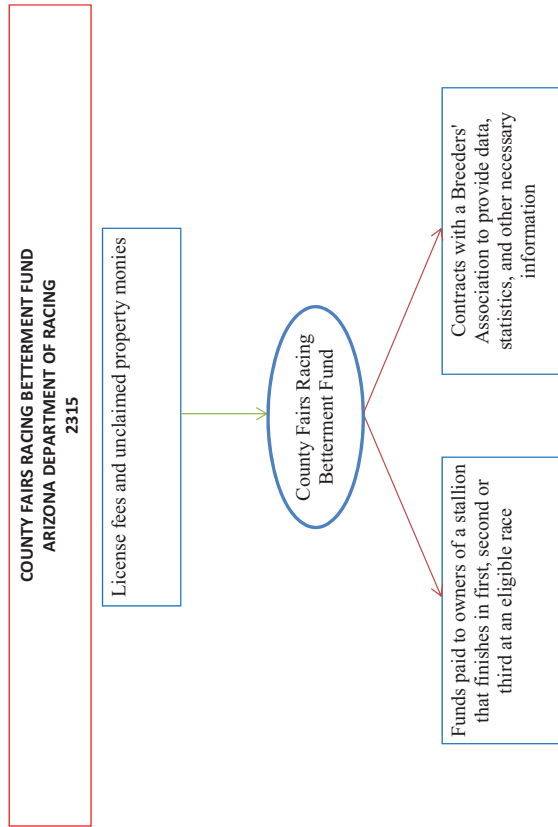
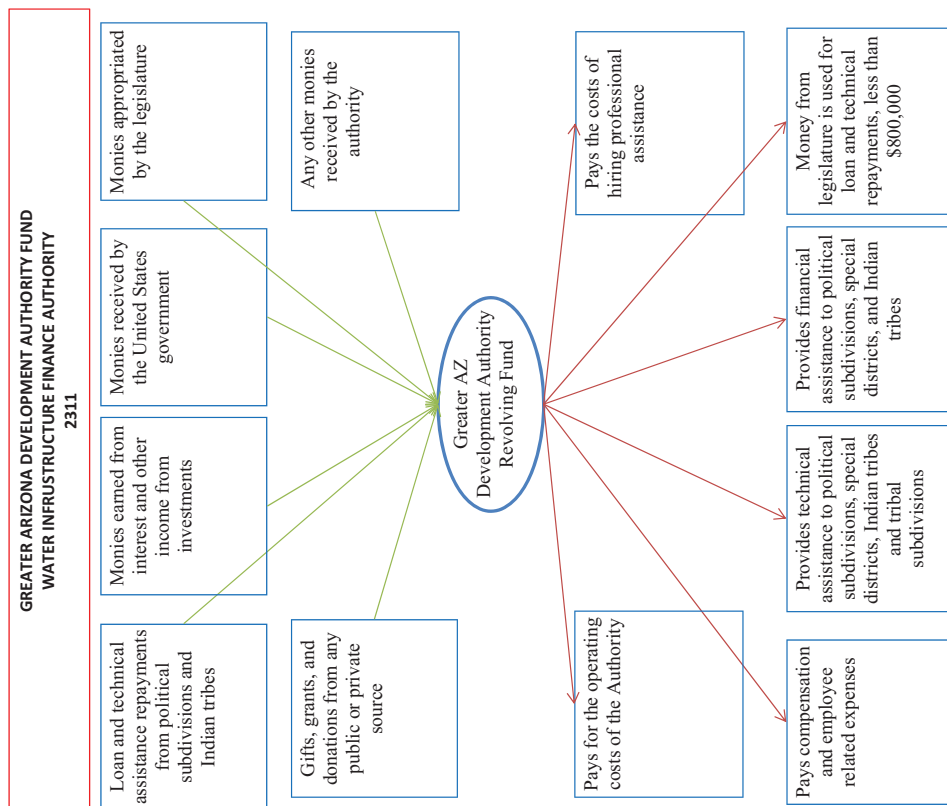
AZ CITRUS RESEARCH COUNCIL FUND
ARIZONA DEPARTMENT OF AGRICULTURE
2299AHA



ARIZONA WATER QUALITY FUND
DEPARTMENT OF WATER RESOURCES
2304







ASSESSMENT FUND FOR VOLUNTARY PLAN FUND
DEPARTMENT OF INSURANCE
2316

Assessment of up to \$200 on insurers authorized to transact liability insurance



Assessment Fund for Voluntary Plan Fund



Costs associated with helping insurance consumers locate liability insurance coverage

CHARTER AZ ONLINE INSTRUCTION PROCESSING FUND
STATE BOARD FOR CHARTER SCHOOLS
2319

Revenues consist of fees charged to charter schools that amend their contracts to participate in Arizona online instruction

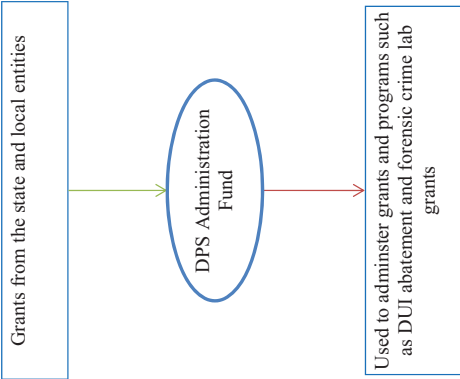


Charter AZ Online Instruction Processing Fund

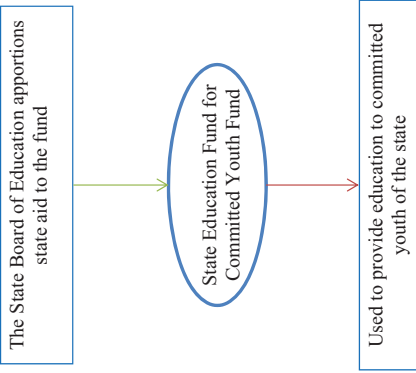


Funds are used only for the processing of contract amendments for charter schools participating in Arizona online instruction

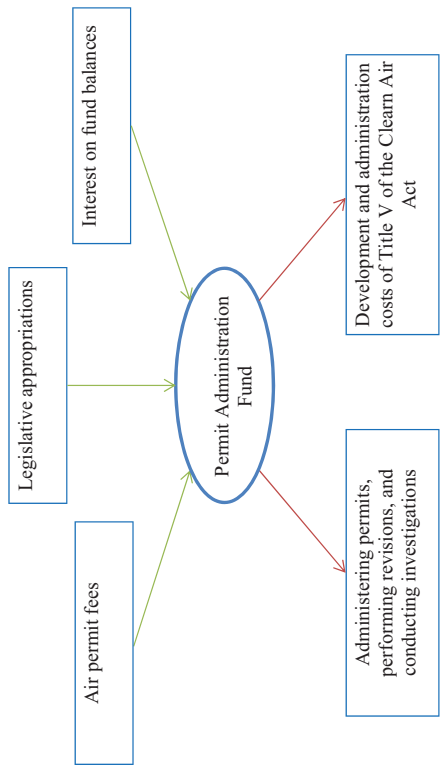
DPS ADMINISTRATION FUND
DEPARTMENT OF PUBLIC SAFETY
2322



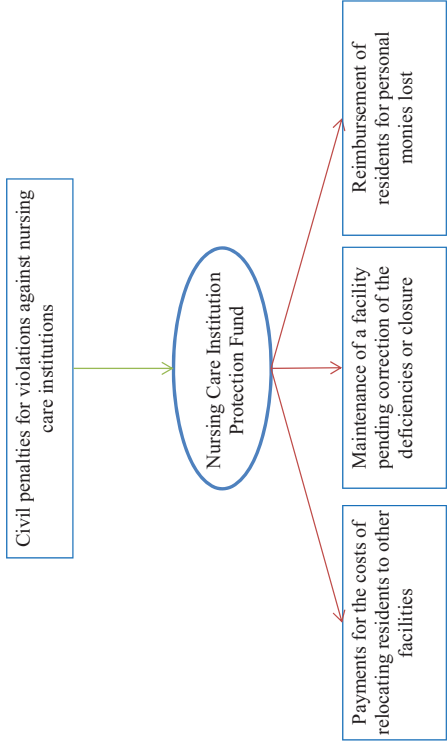
STATE EDUCATION FUND FOR COMMITTED YOUTH FUND
DEPARTMENT OF JUVENILE CORRECTIONS
2323



PERMIT ADMINISTRATION FUND
DEPARTMENT OF ENVIRONMENTAL QUALITY
2328



NURSING CARE INSTITUTION PROTECTION FUND
DEPARTMENT OF HEALTH SERVICES
2329



REAL ESTATE CONDOMINIUM RECOVERY FUND
DEPARTMENT OF REAL ESTATE
2331

\$10 per condominium unit request fee in Public Report applications paid by developers



Used to compensate consumers who suffer losses due to unfinished condominium projects

PUBLIC ACCESS FUND
CORPORATION COMMISSION
2333

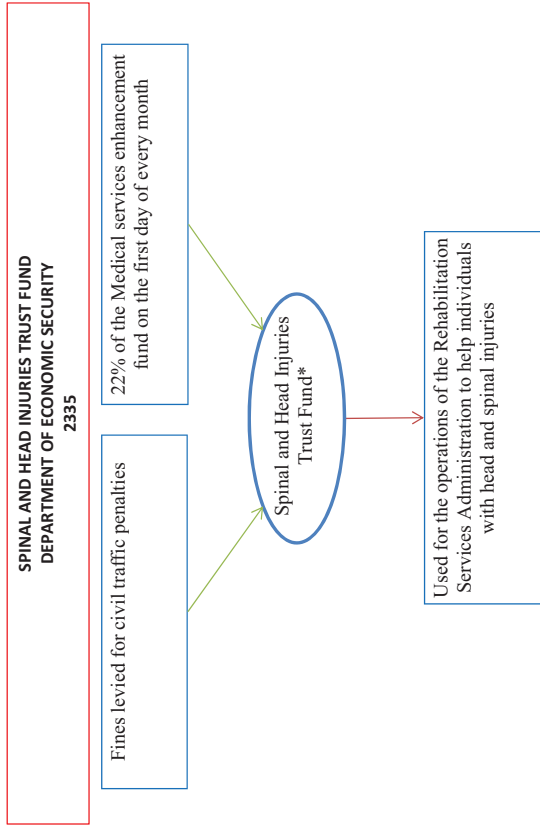
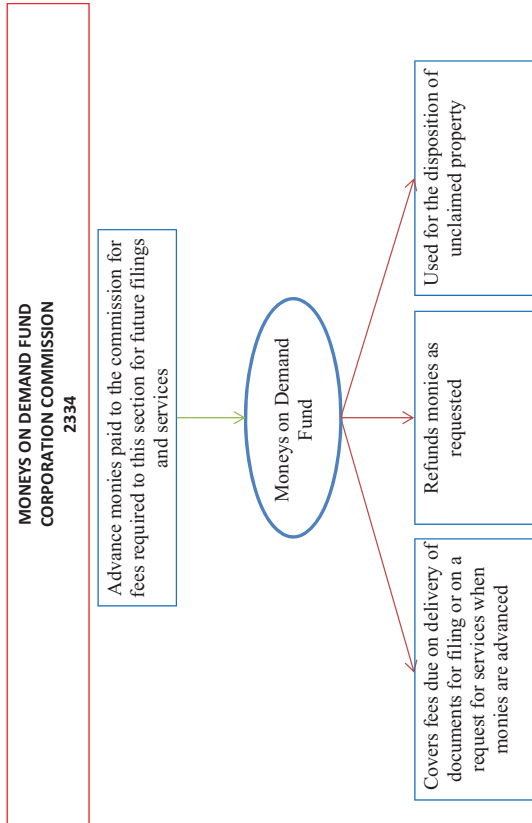
Fees for expedited services, special printouts, reports and tapes

Charges for remote access to the Commission's data system

\$10 incorporation fees for a domestic corporation; \$25 for foreign corporations

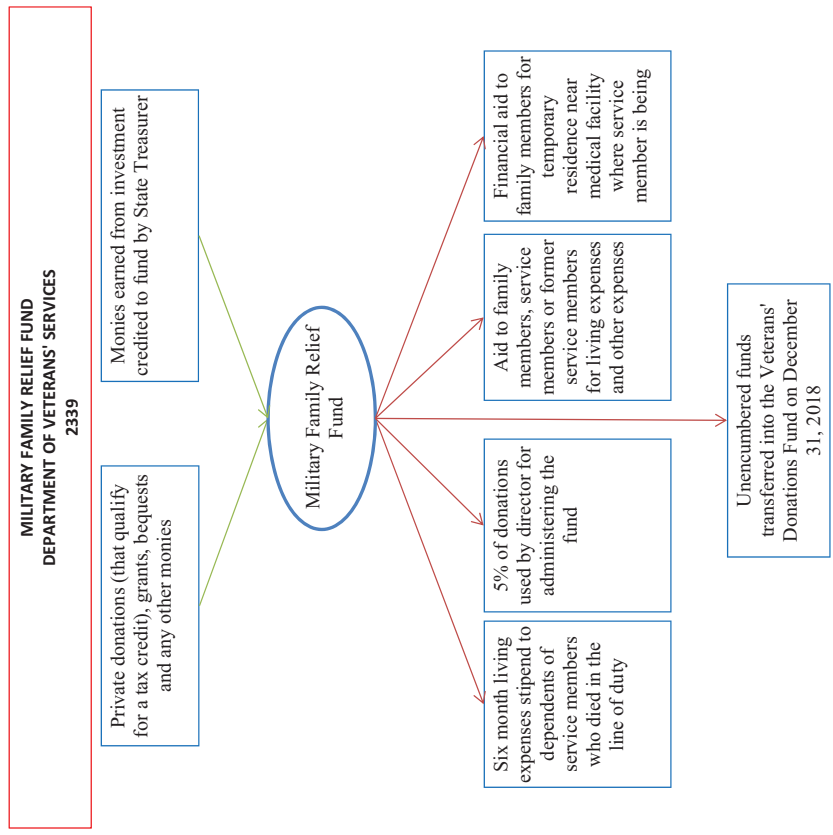
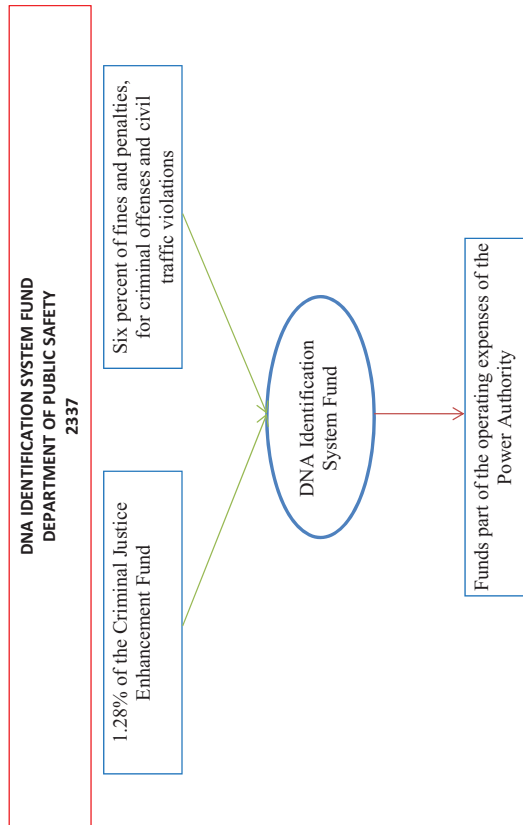


Funds are used for improvements to the Commission's data processing system




*Trust fund monies shall be spent on approval of the department of economic security's rehabilitation services administration only, if comparable resources are not available or are not able to be delivered in a timely manner and in accordance with guidelines for the following purposes:

1. Public information, prevention and education of the general public and professionals.
2. Rehabilitation, transitional living and equipment necessary for activities of daily living.
3. A portion of the disease surveillance system and statewide referral services for those with head and spinal injuries.
4. Costs incurred by the advisory council on spinal and head injuries established pursuant to section 41-3201.
5. Administrative costs incurred by the department of economic security to administer the provisions of this article.



PERMANENT TRIBAL-STATE COMPACT FUND
DEPARTMENT OF GAMING
2340


Revenues from tribal shares of regulatory costs



Funds are used to reimburse Department of Gaming's administrative and regulatory expenses

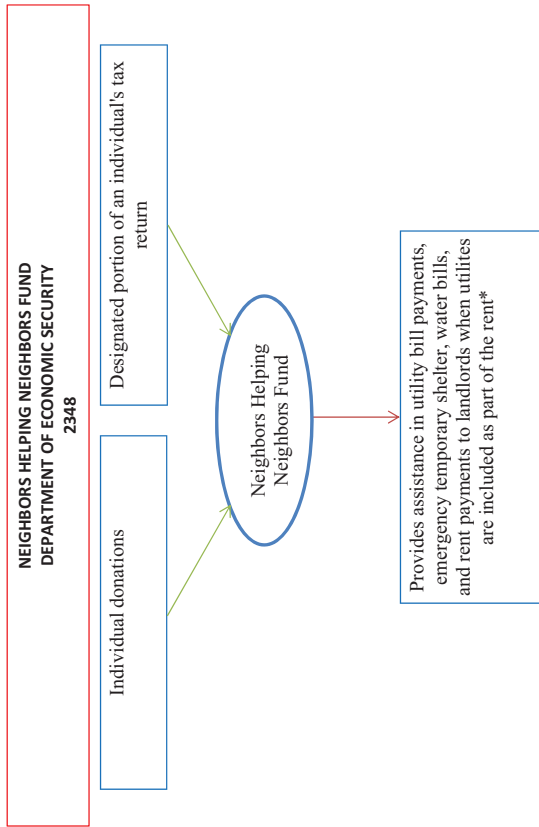
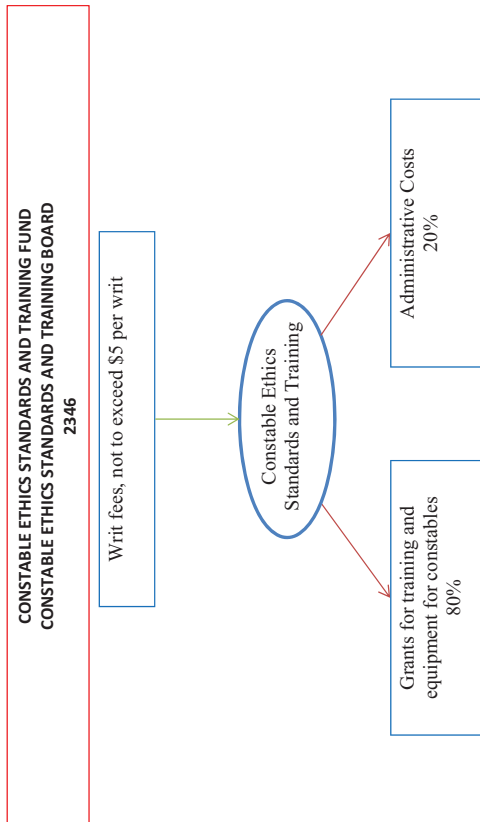
ARIZONA ESCROW GUARANTY FUND
STATE DEPARTMENT OF FINANCIAL INSTITUTIONS
2341

Revenues include a one time contribution of \$5,000 for each real property escrow plus three per cent of gross escrow fees charged for closing any sale or loan transaction

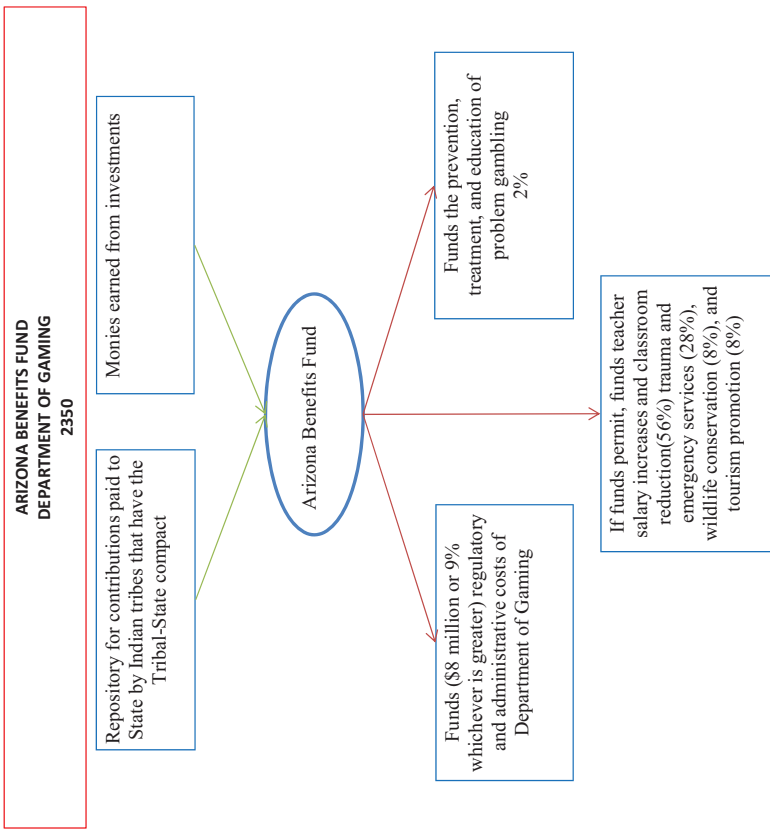
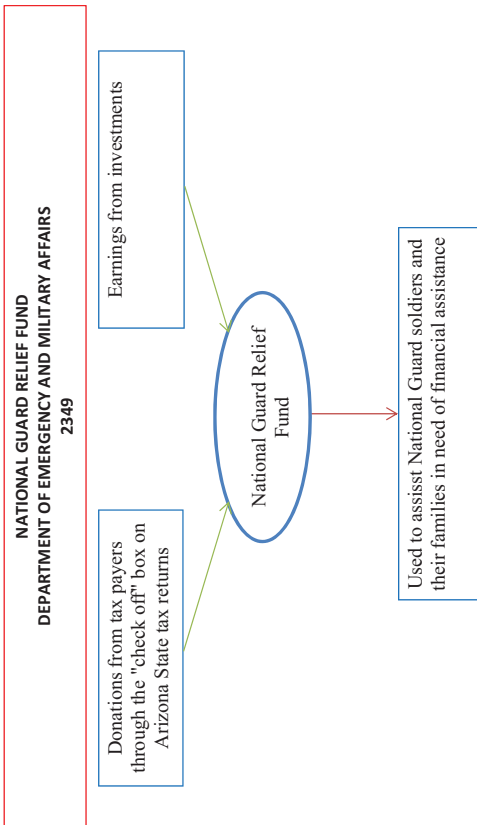


Pays claims against insolvent escrow agents

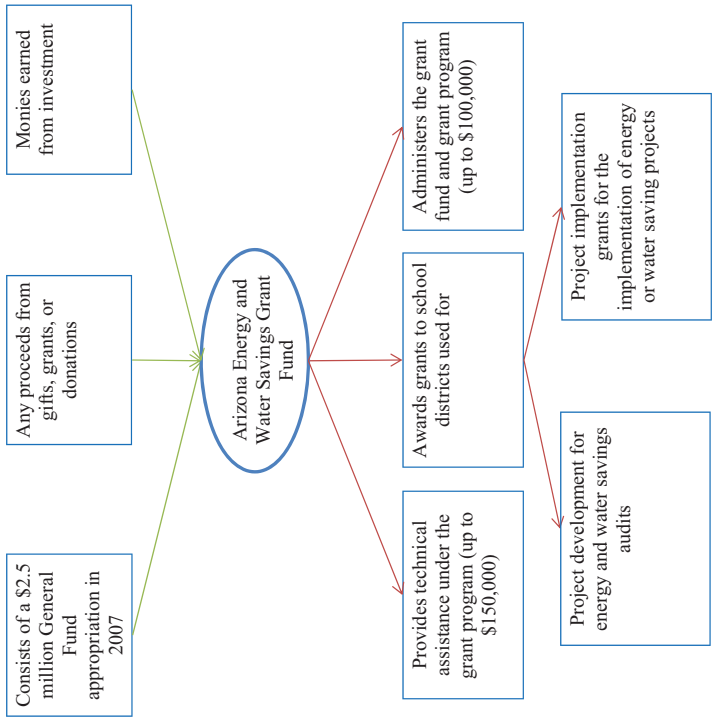
Agencies:
State Department of Financial Institutions



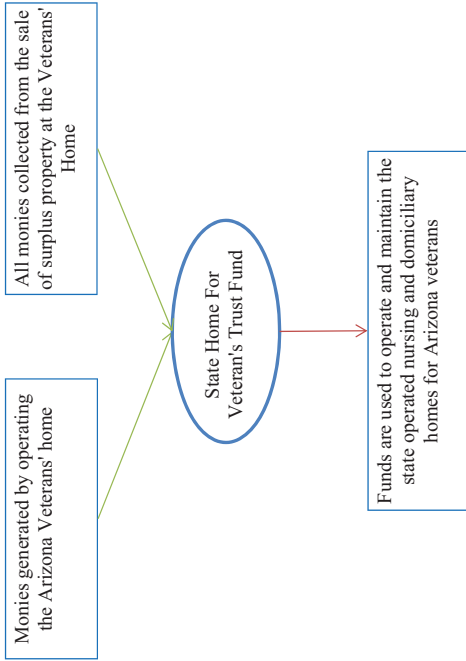
*Qualifying individuals must have income at or below 125% of the federal poverty level, be sixty years of age or older, or handicapped and income at 150% of poverty level or lower

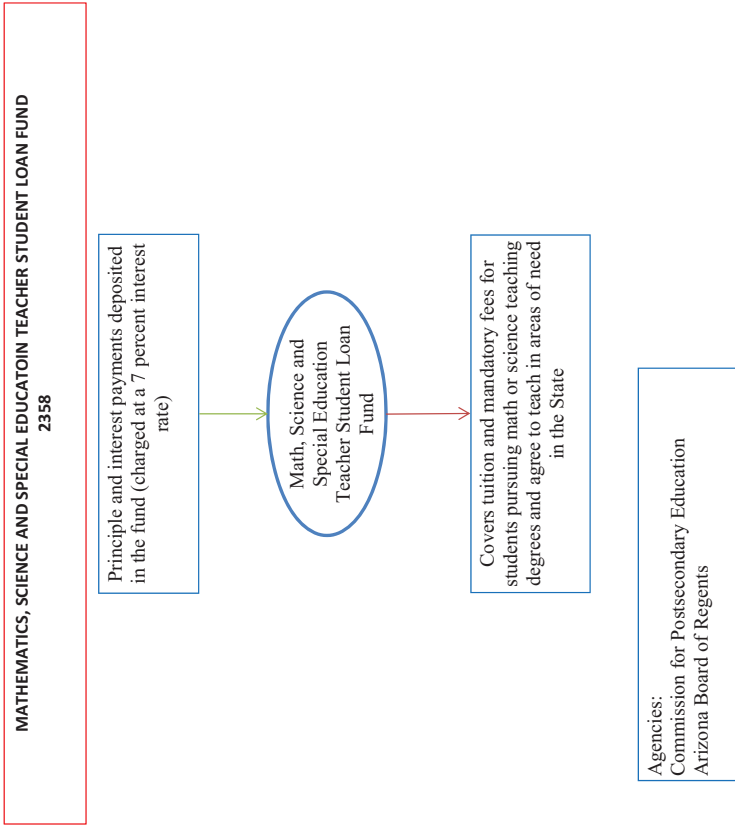
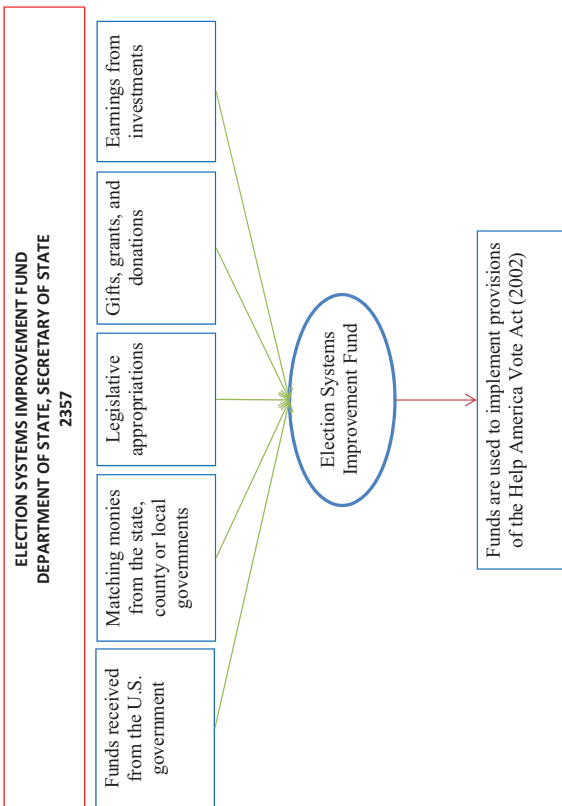


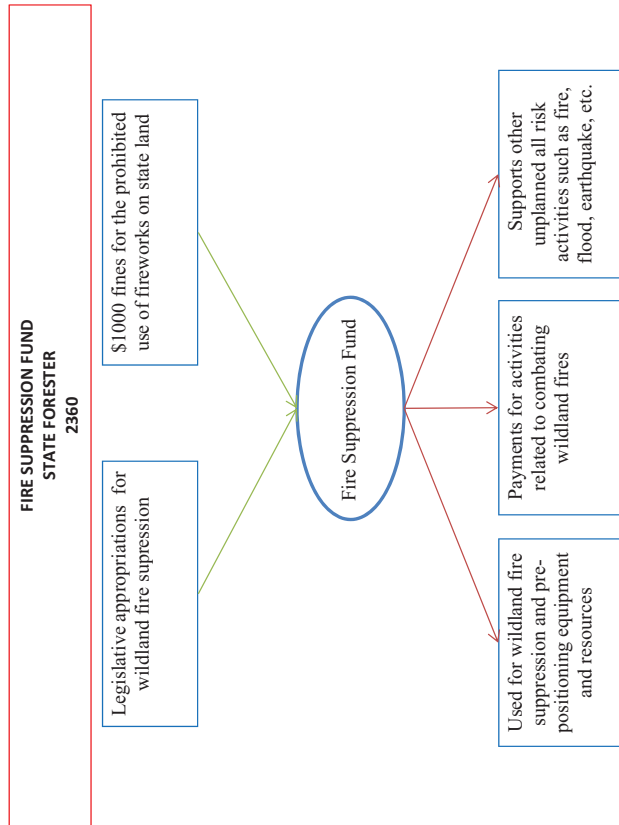
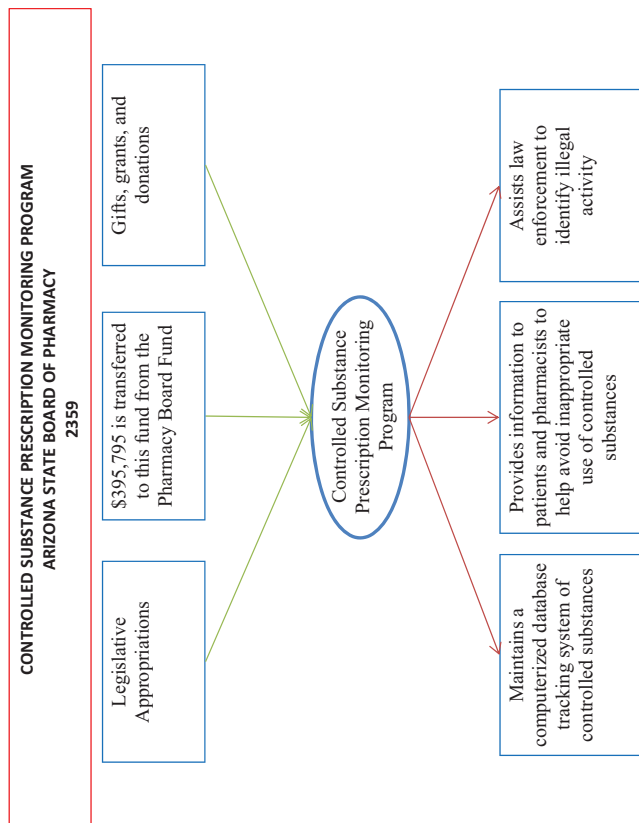
ARIZONA ENERGY AND WATER SAVINGS GRANT FUND
SCHOOL FACILITIES BOARD
 2351



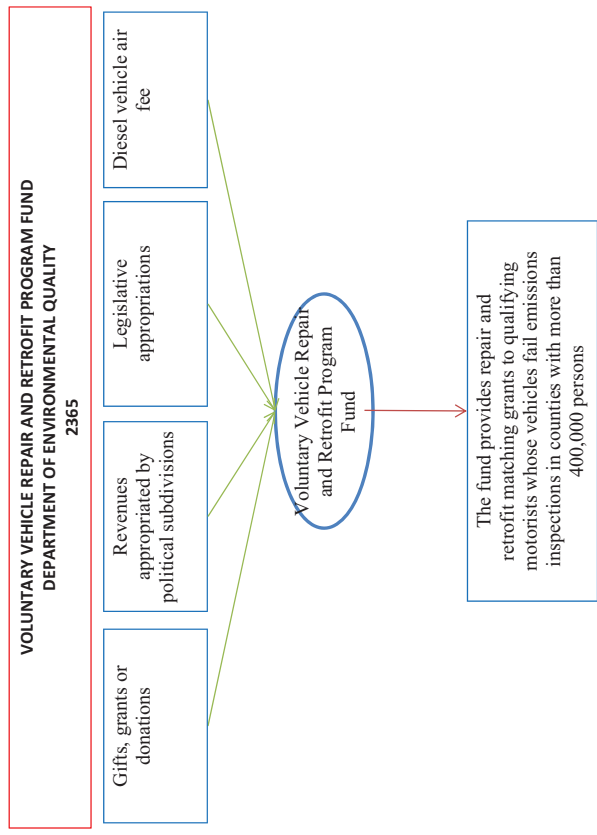
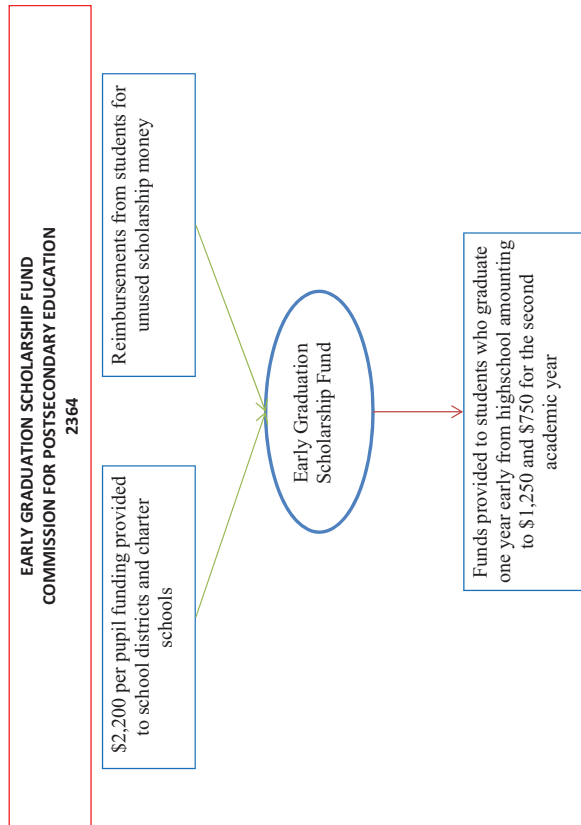
STATE HOME FOR VETERANS TRUST FUND
DEPARTMENT OF VETERANS' SERVICES
 2355







*If the unobligated balance of the fund exceeds \$2 million at the end of any calendar year, the excess is transferred to the State General Fund.



GOLDEN RULE SPECIAL PLATE FUND
DEPARTMENT OF EDUCATION
2366

Of a \$25 special plate license fee \$17 is deposited in this fund

Golden Rule Special Plate Fund

No more than 10% may be spent on administrative costs

Monies are transferred to a private golden rule foundation with 501(c)(3) status to provide golden rule programs in Arizona schools

CAPITAL POST-CONVICTION DEFENDER OFFICE FUND
STATE CAPITAL POST-CONVICTION PUBLIC DEFENDER OFFICE
2367

Revenue from counties billed 1/2 fees and expenses for representation of clients

Monies received from gifts and grants

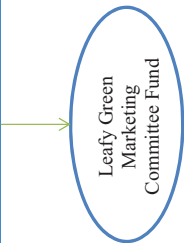
Capital Post-Conviction Defender Office Fund

Used to pay agency expenditures from representation of capital conviction client appeals

Employs not more than three deputies and not more than four other employees and establishes and operates any offices as needed

LEAFY GREEN MARKETING COMMITTEE FUND
ARIZONA DEPARTMENT OF AGRICULTURE
2368

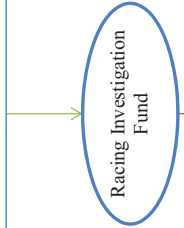
Assessments on commodities of the Arizona Leafy Green Product Shipper Marketing Agreement



Funds are used to ensure compliance with accepted food safety practices

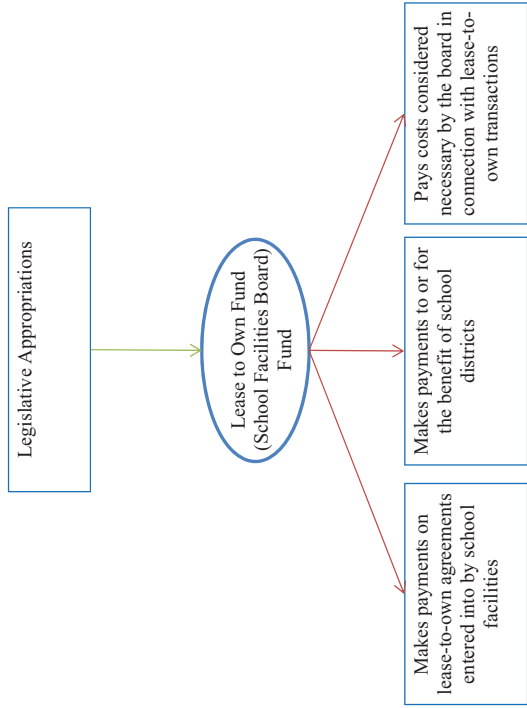
RACING INVESTIGATION FUND
ARIZONA DEPARTMENT OF RACING
2369

Monies deposited by persons, partnerships, associations or corporations that hold a racing permit

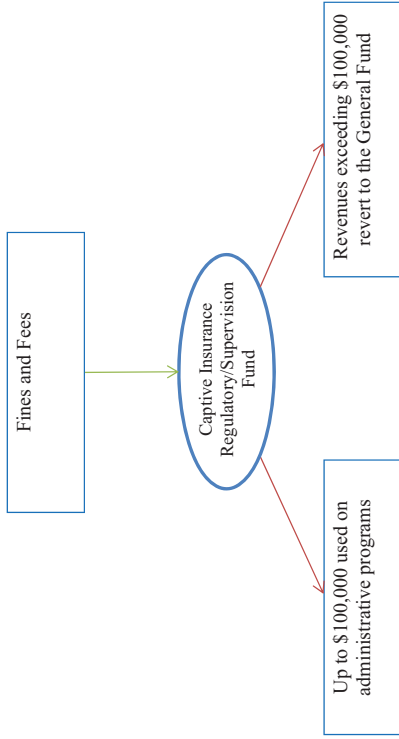


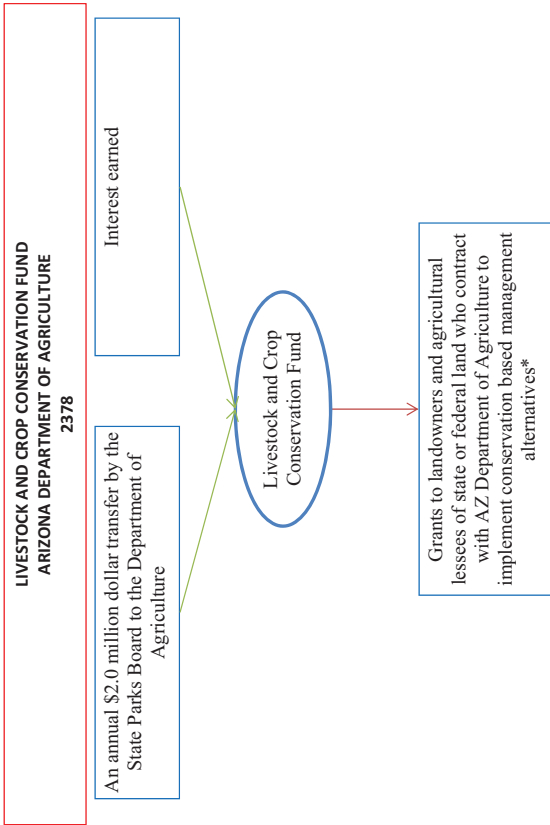
Used to offset the projected cost of investigations

LEASE TO OWN FUND (SCHOOL FACILITIES BOARD) FUND
SCHOOL FACILITIES BOARD
2373

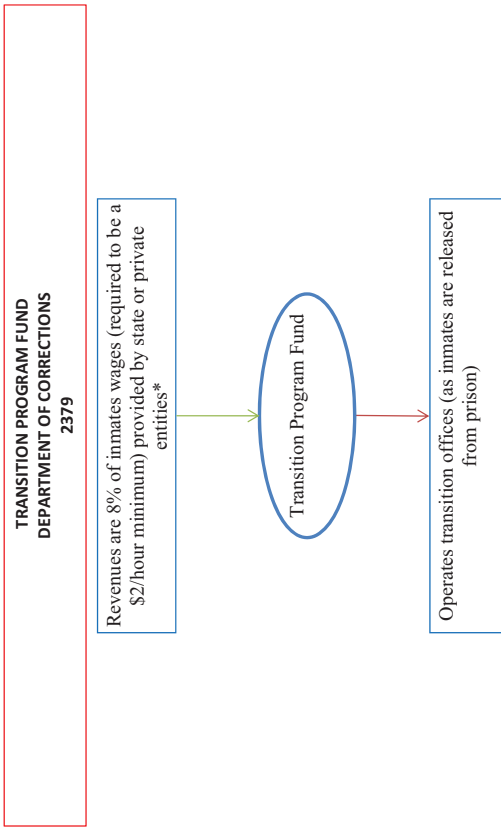


CAPTIVE INSURANCE REGULATORY/SUPERVISION FUND
DEPARTMENT OF INSURANCE
2377

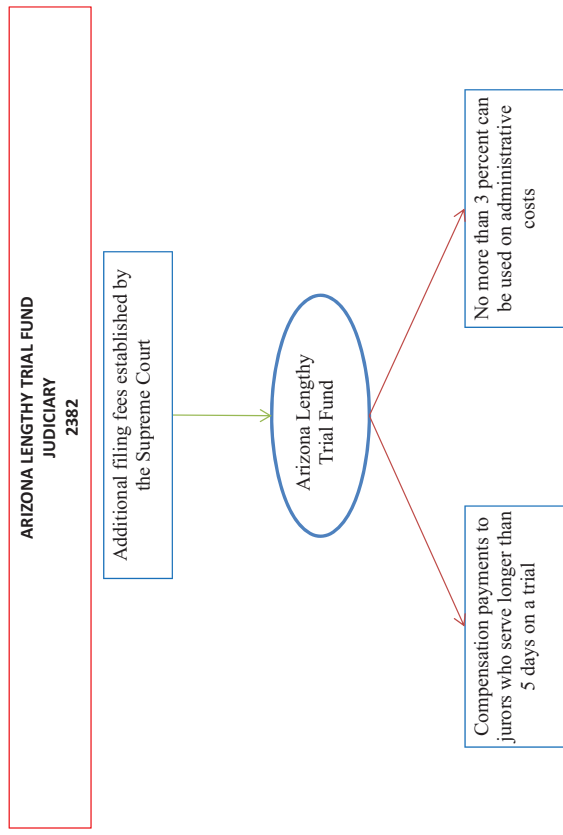
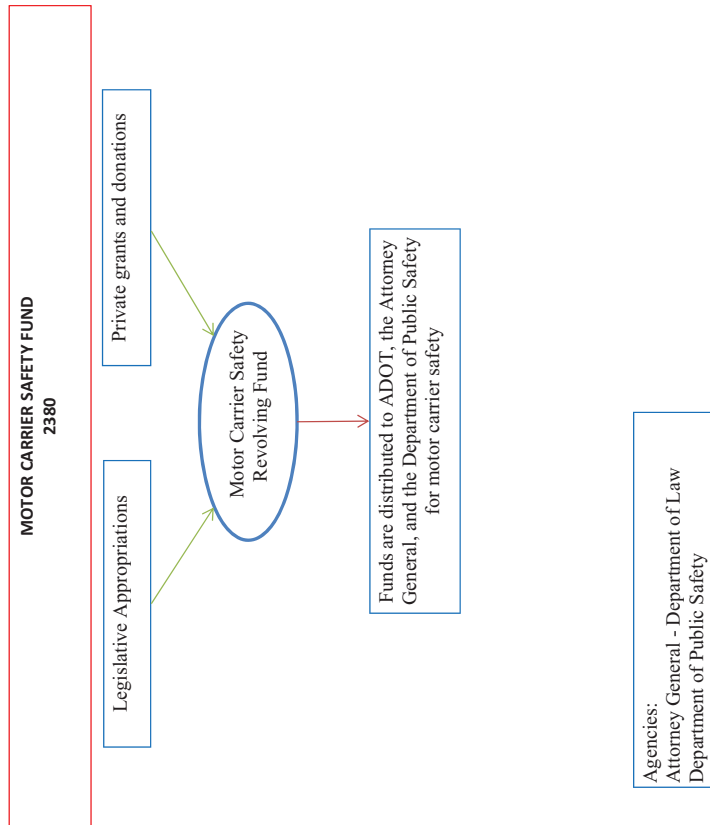




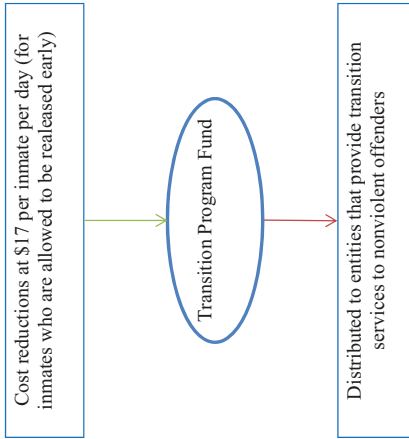
*No more than 50% of the fund may be granted in a single county in a given year.
 No more than 10% may be used for purposes of administering the program in a fiscal year.



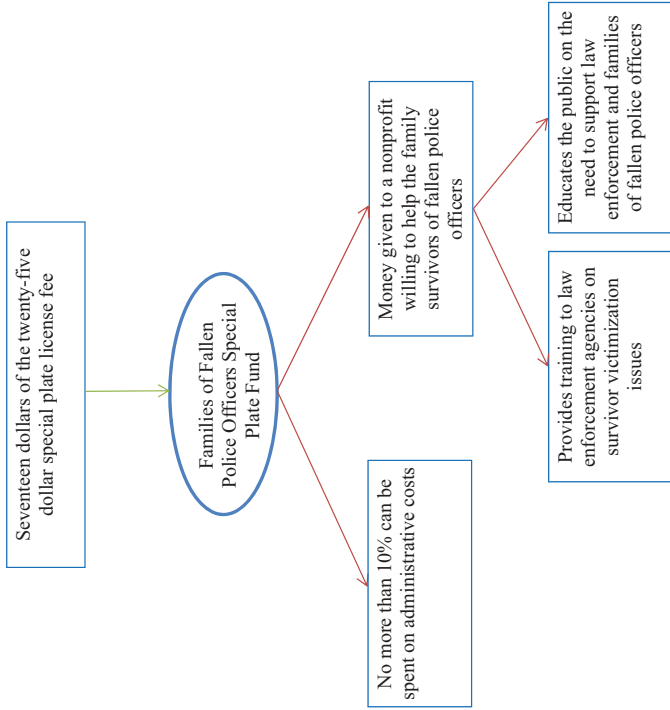
*Only 5% of wages are taken from inmates that are not guilty of Title 28 Chapter 4 "D.U.I." violations

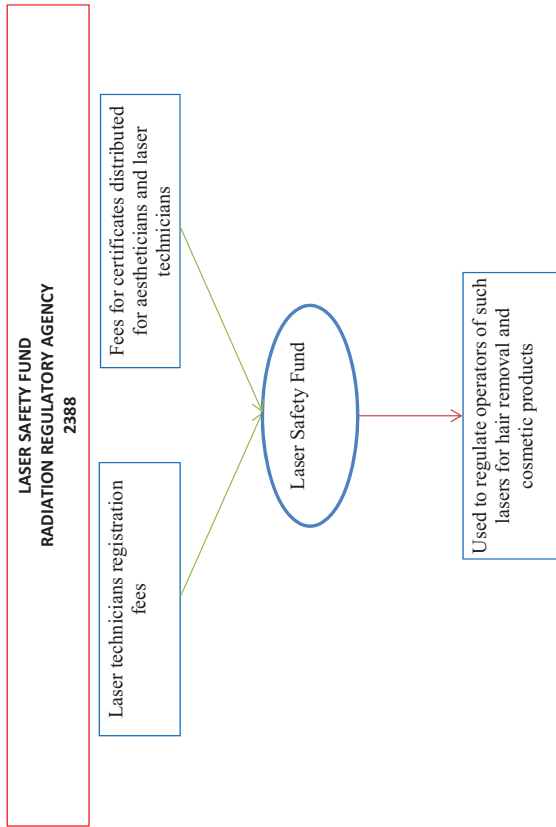
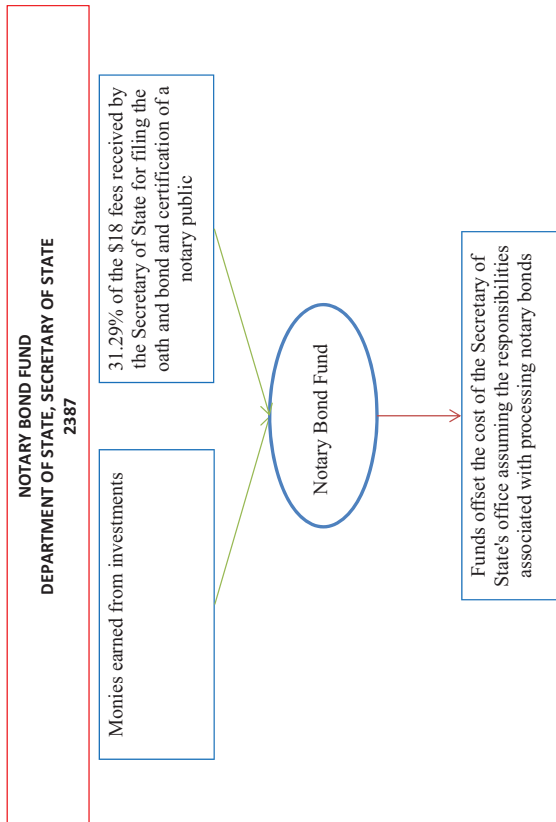


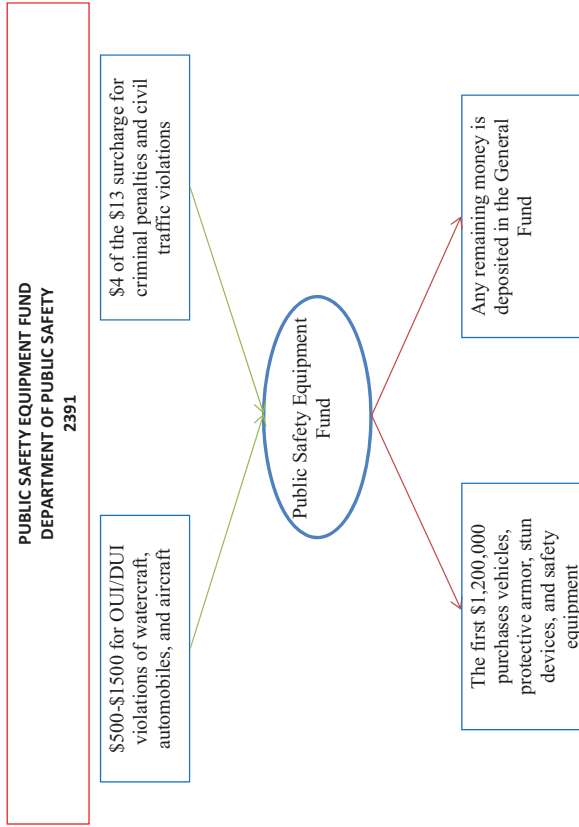
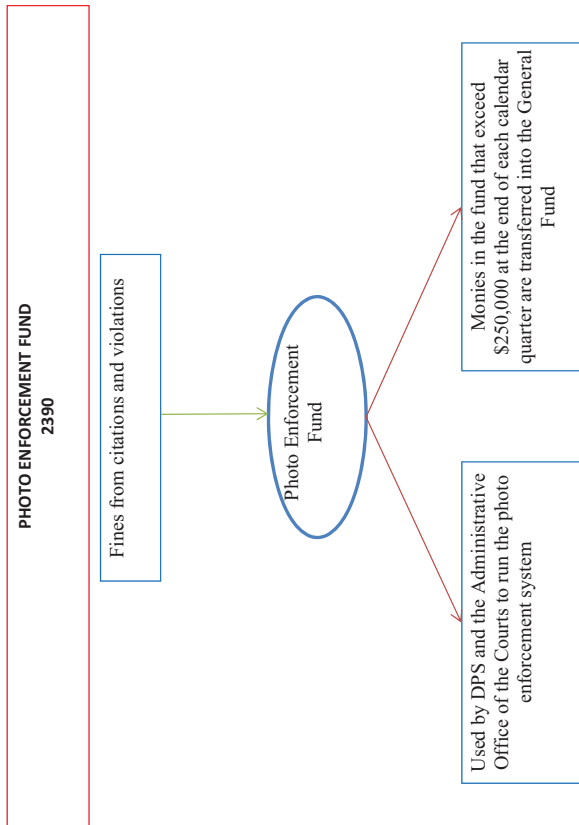
TRANSITION PROGRAM FUND
DEPARTMENT OF CORRECTIONS
2383



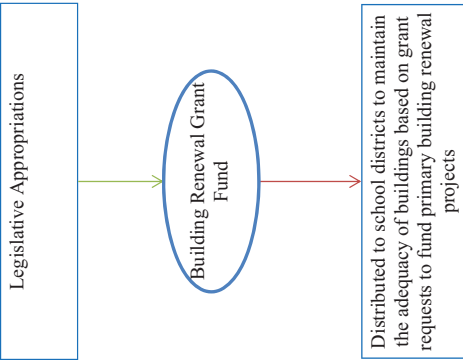
FAMILIES OF FALLEN POLICE OFFICERS SPECIAL PLATE FUND
DEPARTMENT OF PUBLIC SAFETY
2386



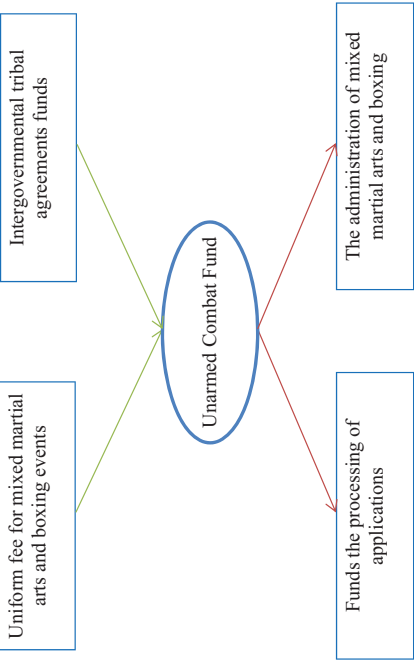


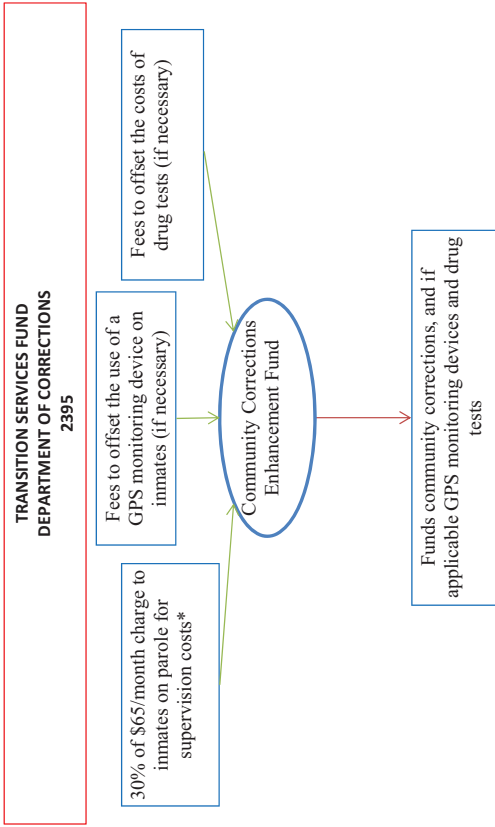
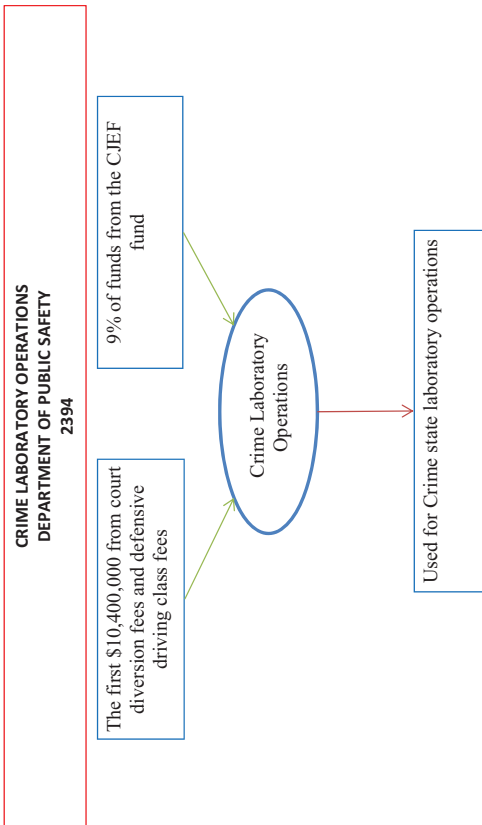


BUILDING RENEWAL GRANT FUND
SCHOOL FACILITIES BOARD
2392



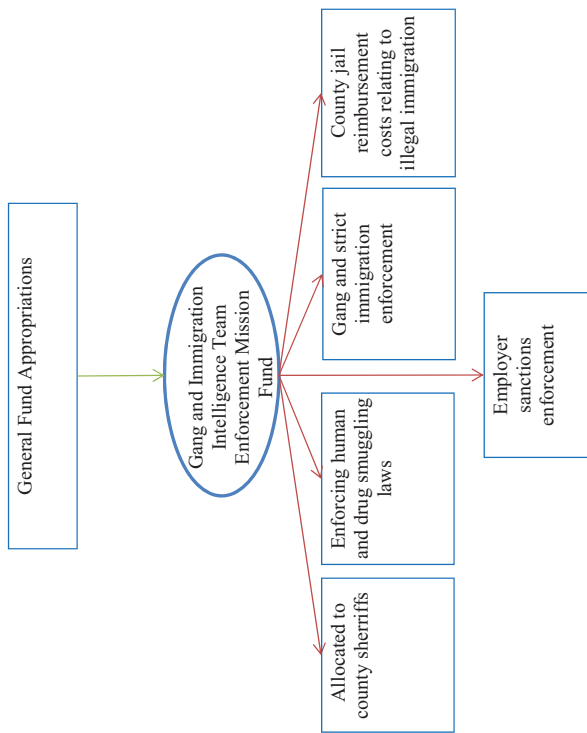
UNARMED COMBAT FUND
ARIZONA DEPARTMENT OF RACING
2393





*The remaining 70% of the maximum \$65 month fee goes to the Victim Compensation and Assistance Fund

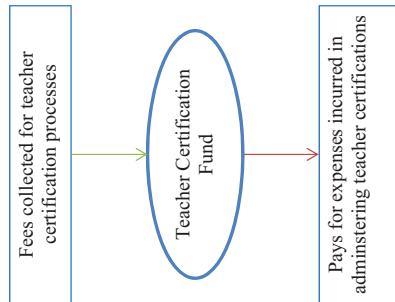
GANG AND IMMIGRATION INTELLIGENCE TEAM ENFORCEMENT MISSION FUND
DEPARTMENT OF PUBLIC SAFETY
2396



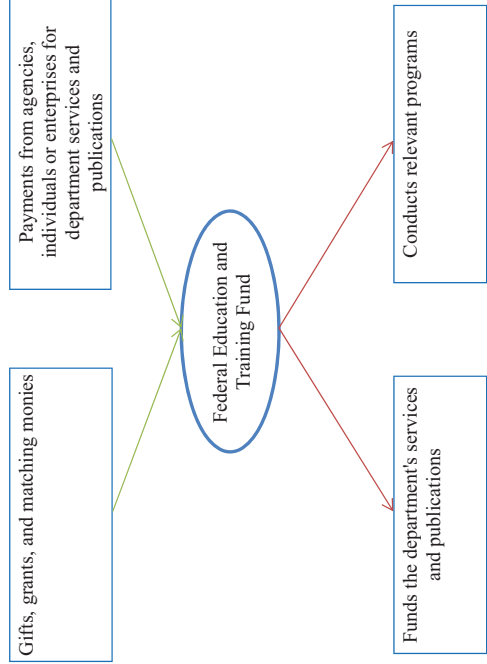
WATER RESOURCES FUND
DEPARTMENT OF WATER RESOURCES
2398

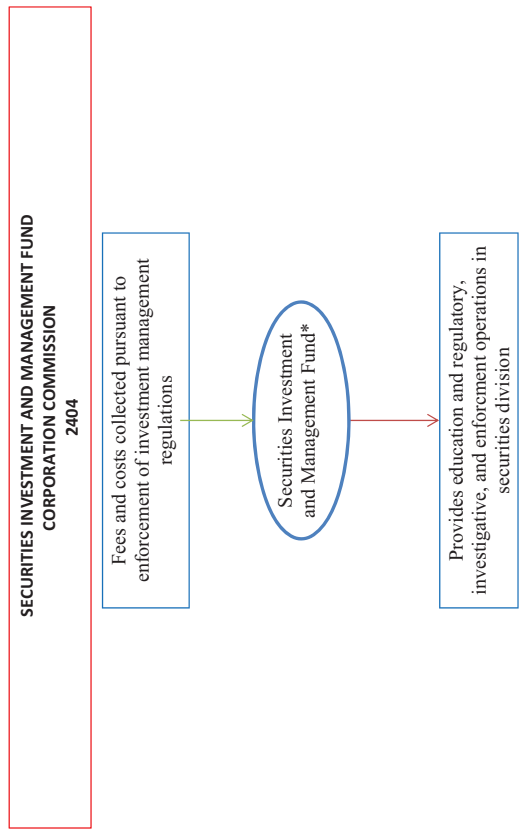
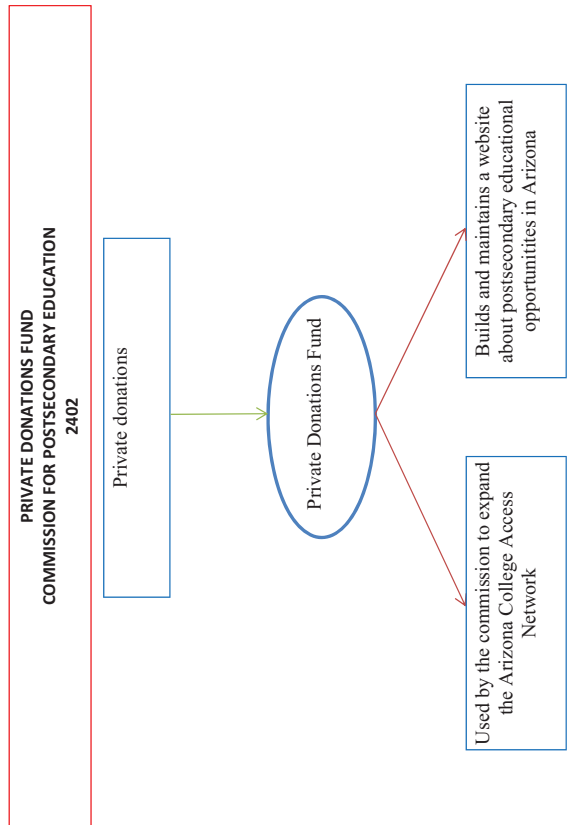


TEACHER CERTIFICATION FUND
DEPARTMENT OF EDUCATION
2399

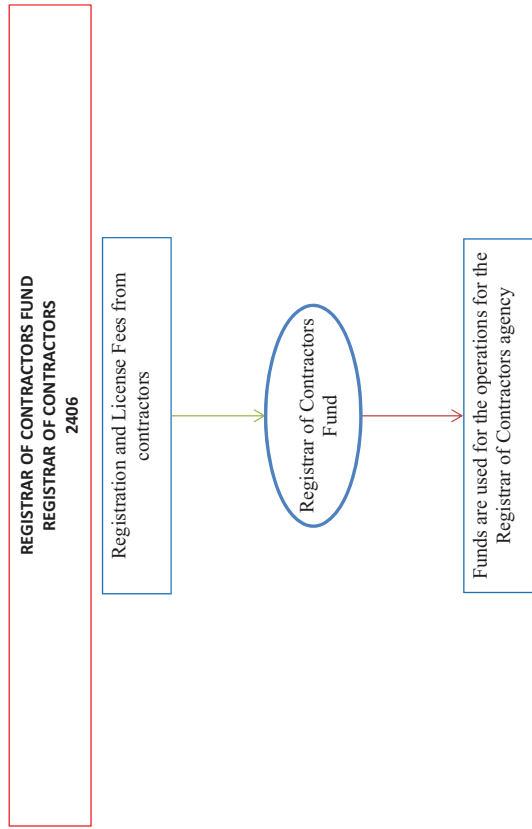
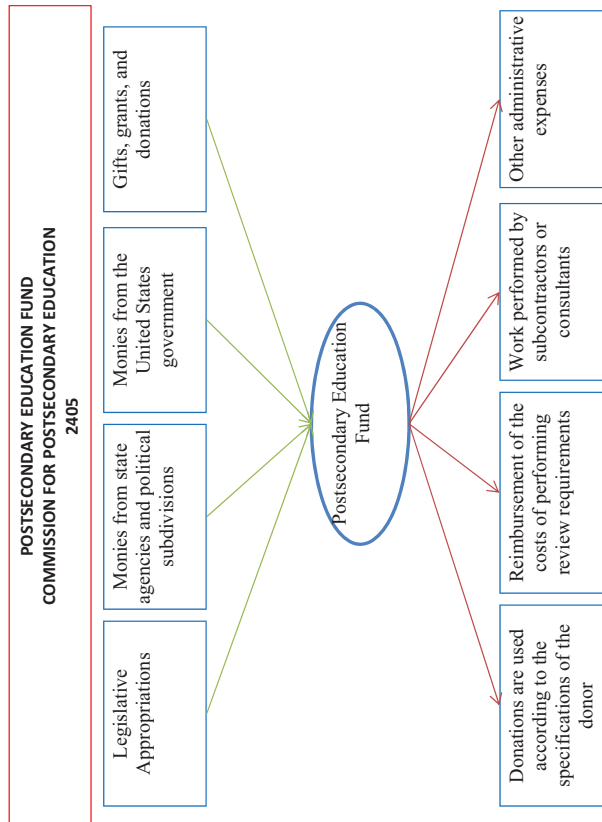


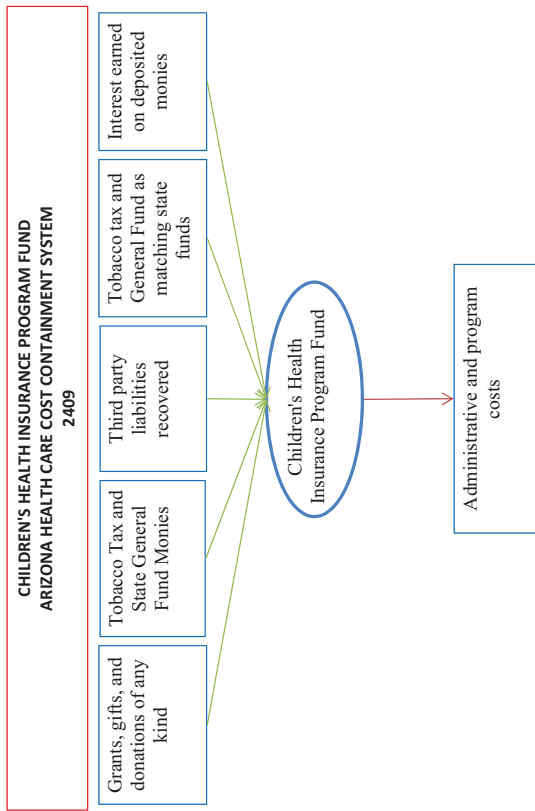
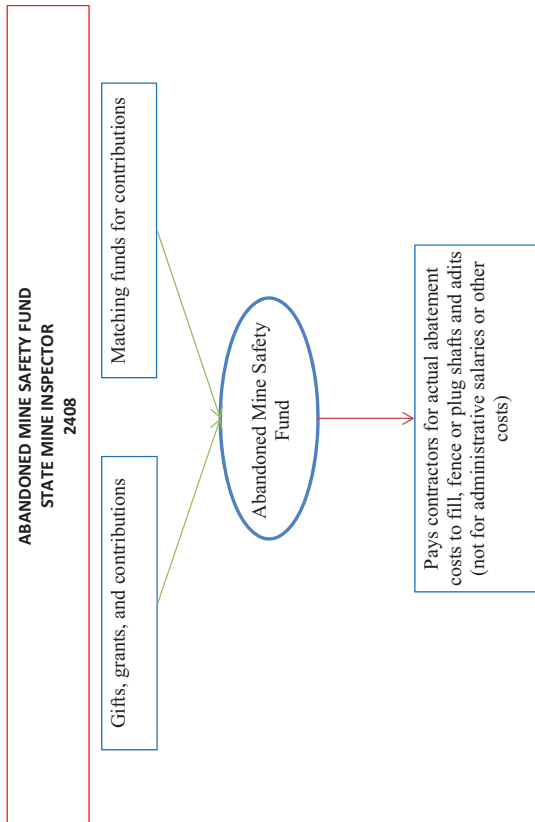
FEDERAL EDUCATION AND TRAINING FUND
STATE MINE INSPECTOR
2400






*If amount in fund exceeds 100,000 on Dec. 31, the excess is deposited into the General Fund





WATER RESOURCES PUBLICATION AND MAILING FUND
DEPARTMENT OF WATER RESOURCES
2410


Monies paid to the department for the publication and mailing of legal notices as required by law



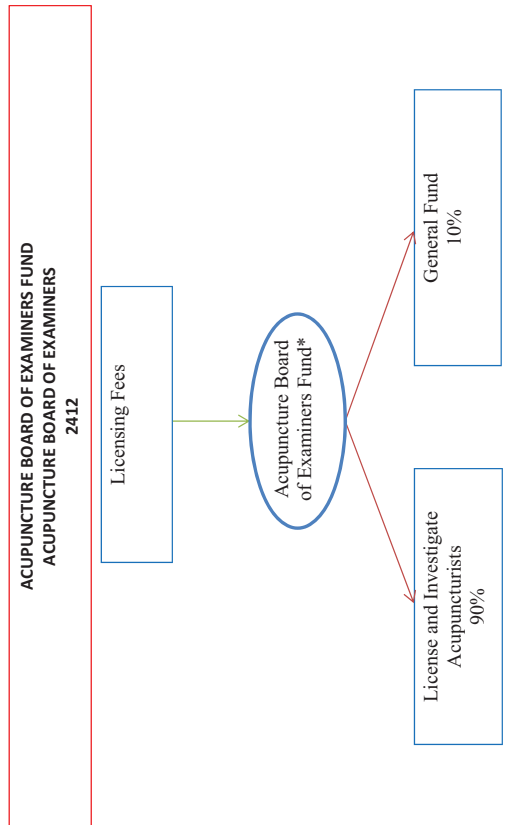
Pays for the expenses incurred by publishing and mailing legal notices as required by law

WATER RESOURCES PRODUCTION AND COPYING FUND
DEPARTMENT OF WATER RESOURCES
2411

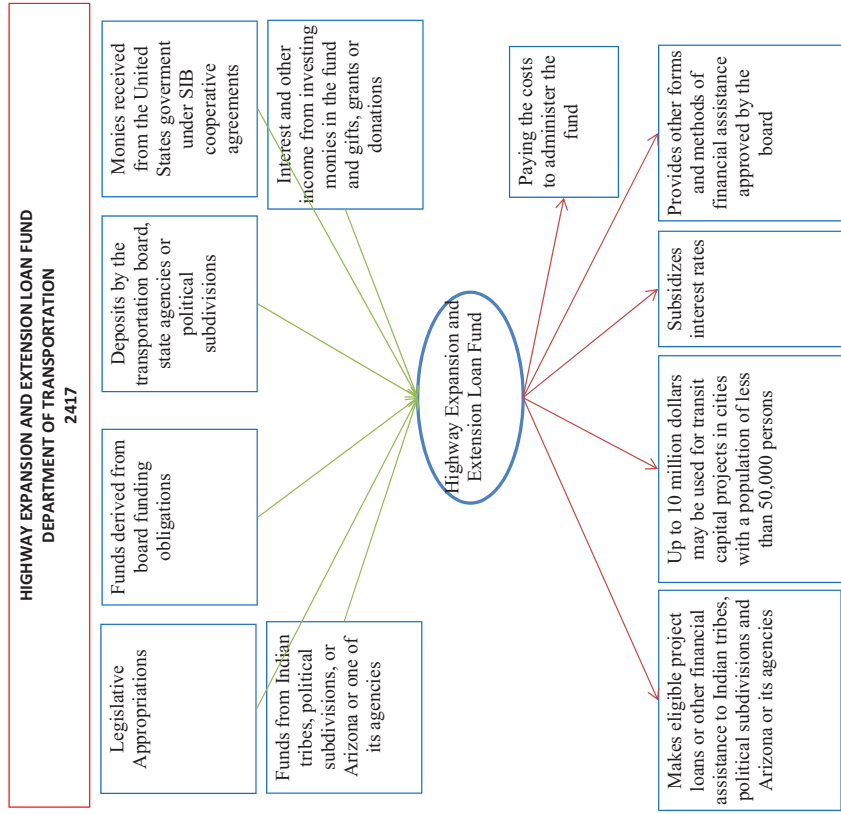
Monies paid to the department for publications and for copies of department

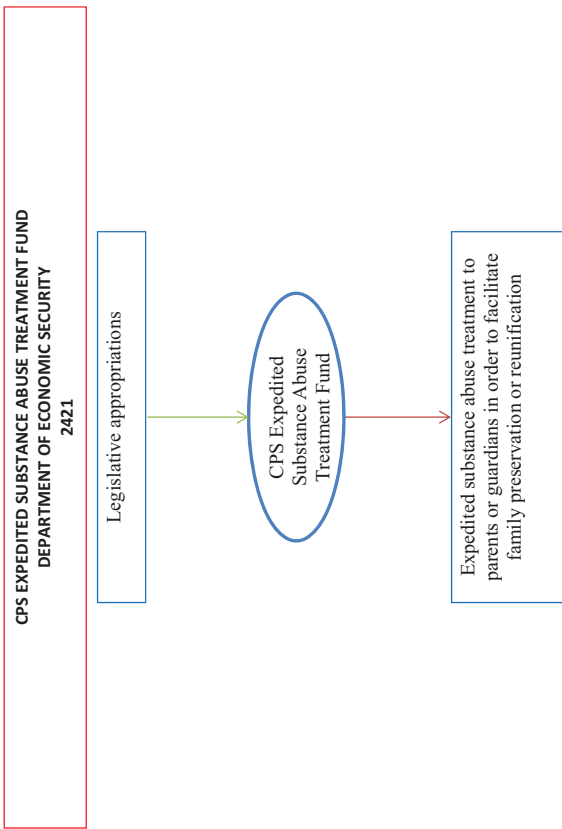
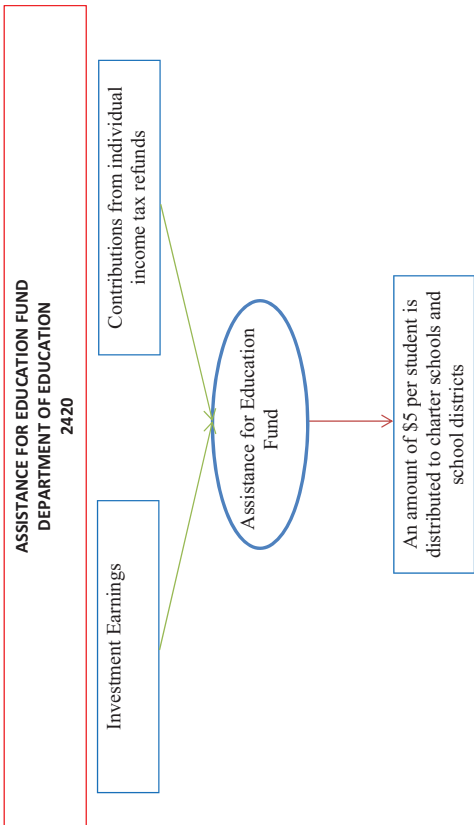


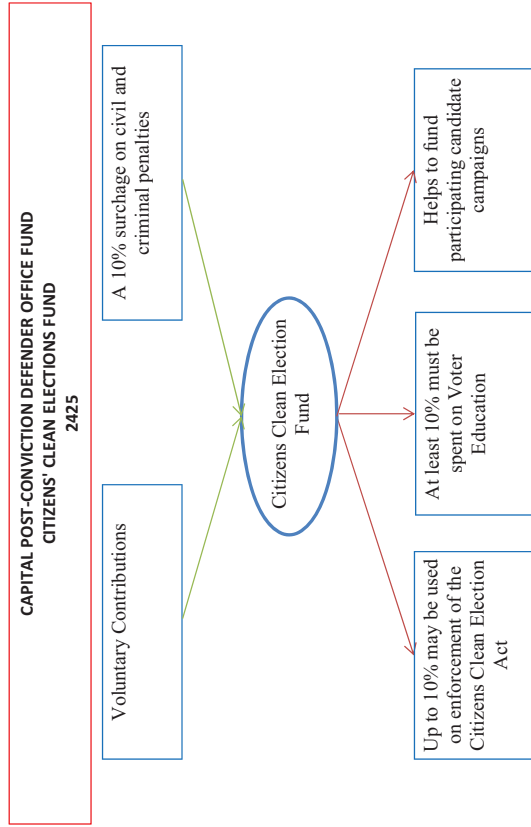
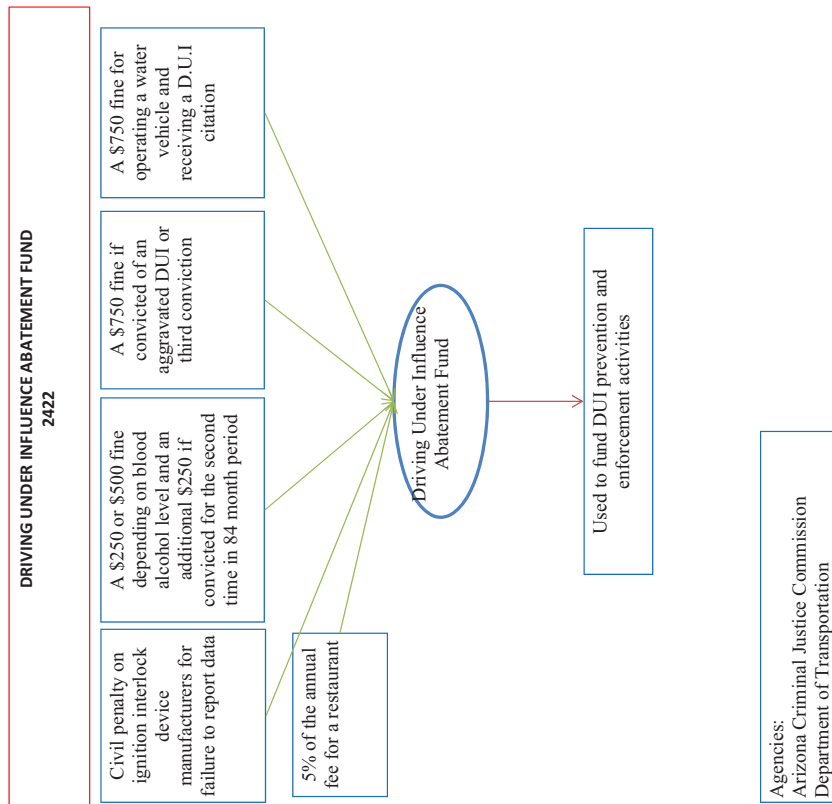
Used to produce the publications and copies of department records

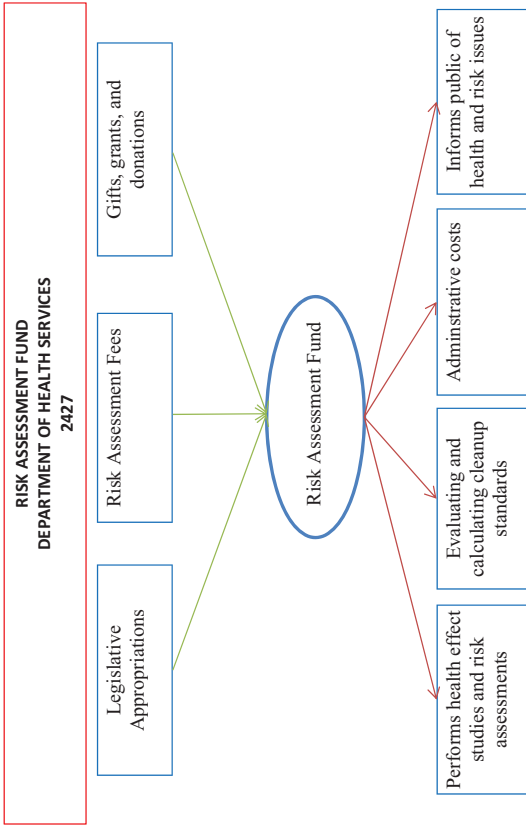
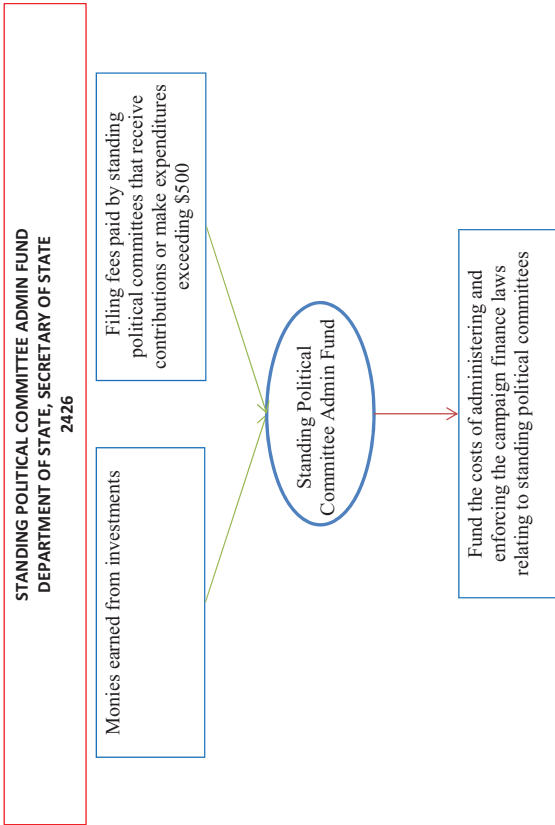


*Collections from penalties go directly to the General Fund










JOINT SUBSTANCE ABUSE TREATMENT FUND
DEPARTMENT OF ECONOMIC SECURITY
2429

Legislative appropriations



Supports Arizona Families
 F.I.R.S.T. program by helping
 parents or guardians whose
 substance abuse hurts families

Helps Cash Assistance recipients
 whose substance abuse prevents
 them from obtaining employment

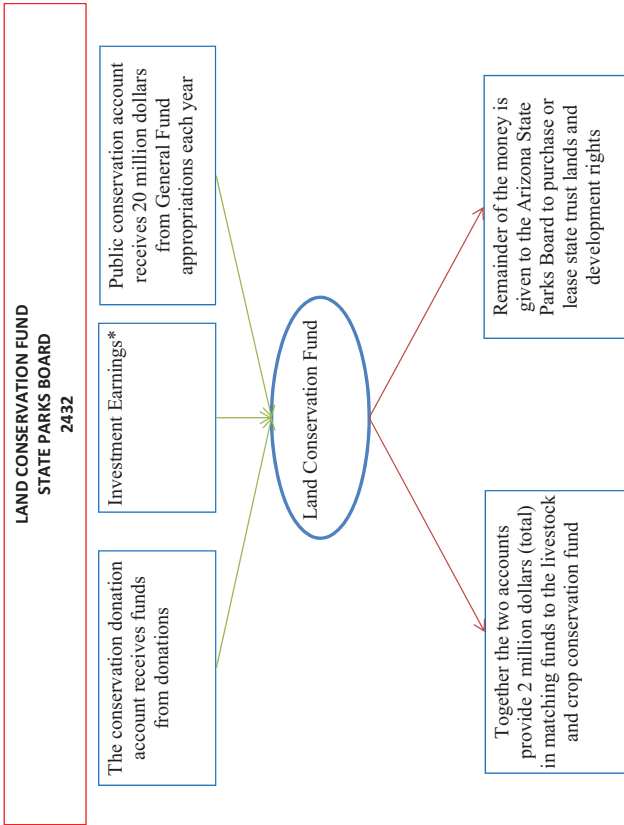
RECORD SERVICES FUND
DEPARTMENT OF STATE, SECRETARY OF STATE
2431

Fees charged to state agencies and
 political subdivisions for services
 provided

Fees to state agencies and political
 subdivisions for expenses incurred
 by the state library in obtaining
 copies of required reports

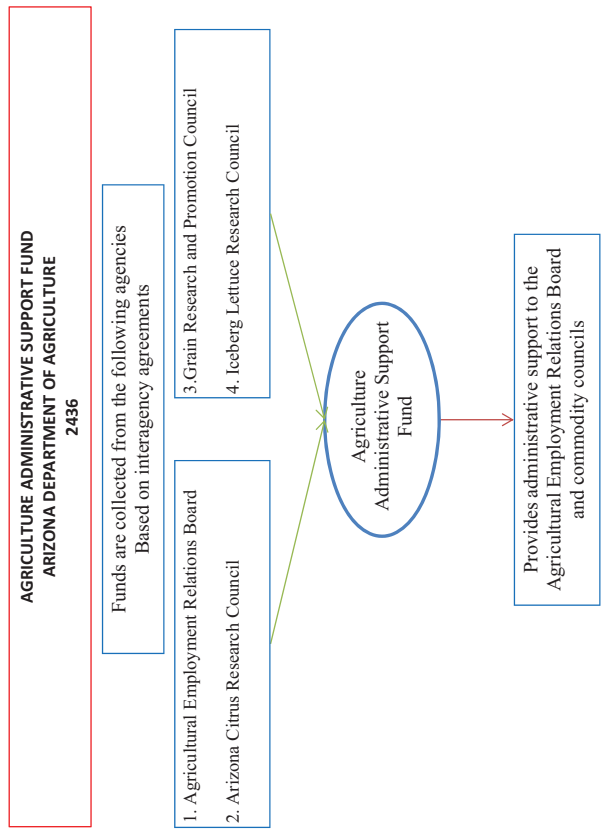
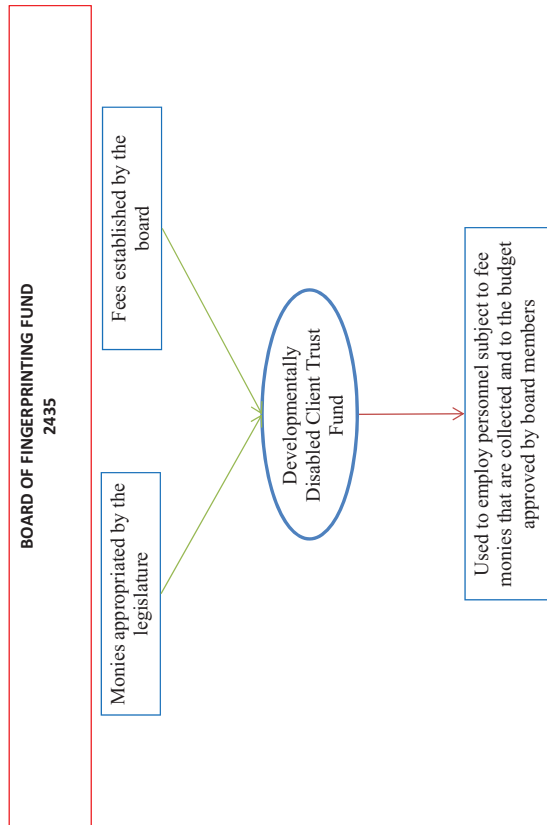


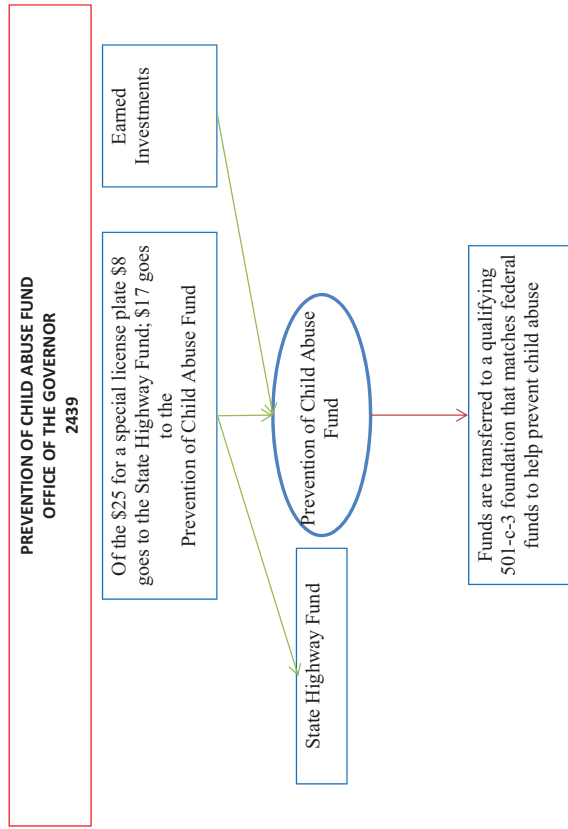
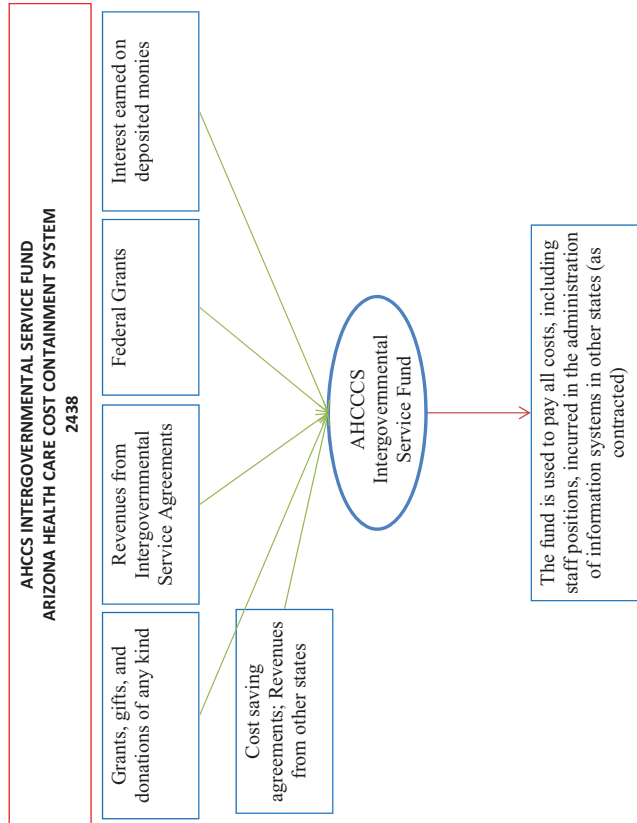
Used for the preservation and management
 of records and to perform the various duties
 of the director

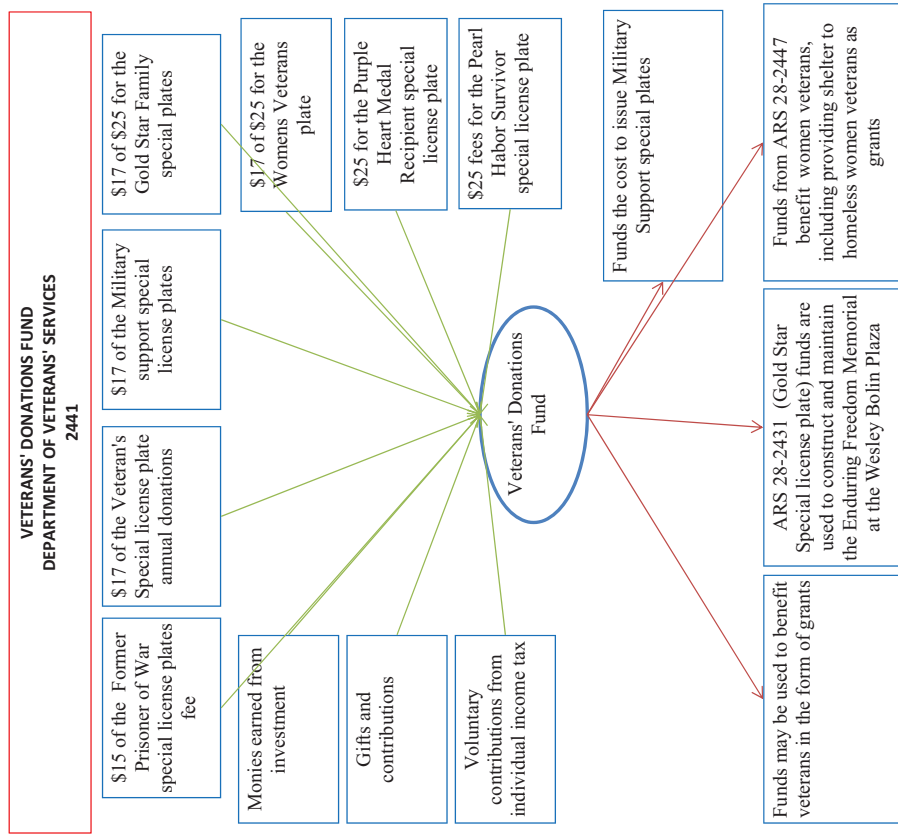
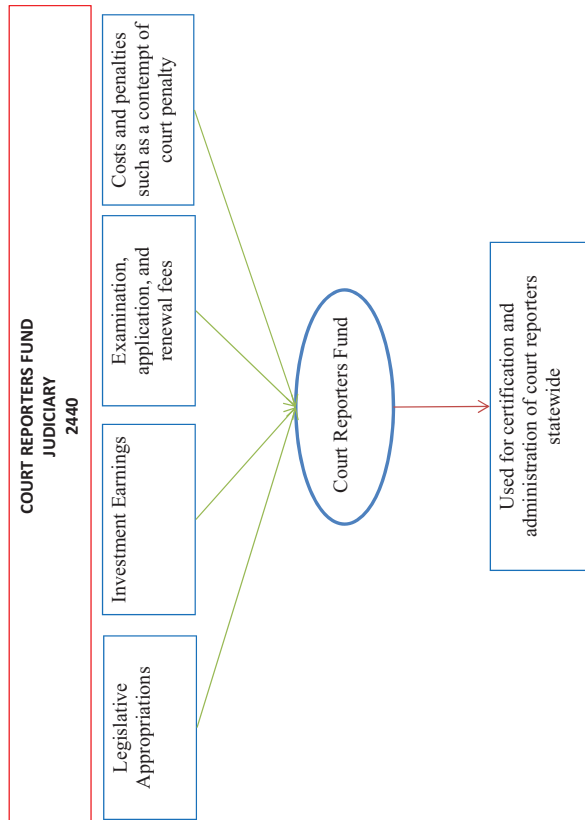


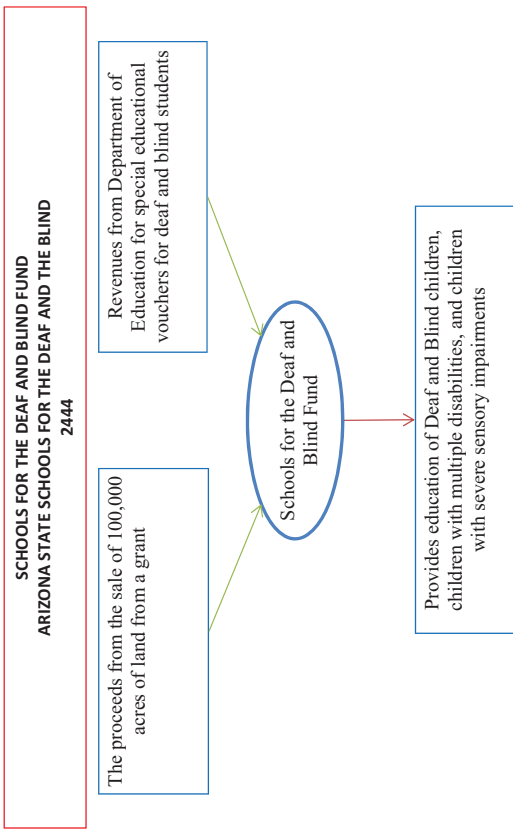
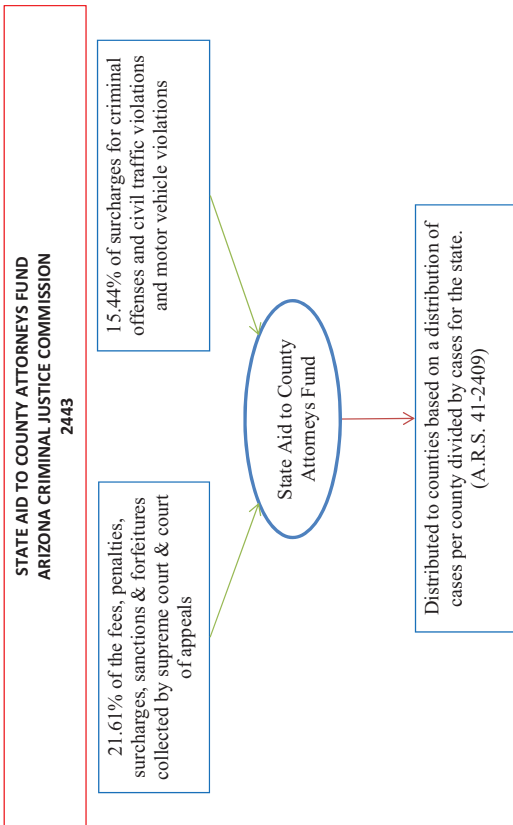
* Notes:
Investment Earnings are used for the two main expense functions (however, any amount above \$500,000 for investment earnings is used for the purpose of operating State parks











**STATE AID TO INDIGENT DEFENSE FUND
ARIZONA CRIMINAL JUSTICE COMMISSION
2445**

20.53% of the fees, surcharges, sanctions & forfeitures collected by supreme court and court of appeals

14.66% of surcharges for criminal offenses, civil traffic violations, and motor vehicle violations



Provides state aid to the county public defender and legal defender and contracts indigent defense counsel for the processing of criminal cases

**STATE AID TO COURTS FUND
JUDICIARY
2446**

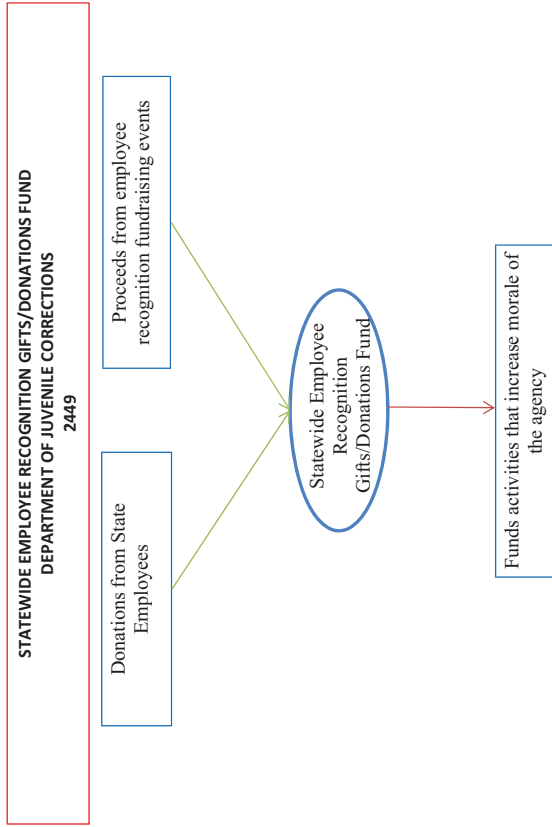
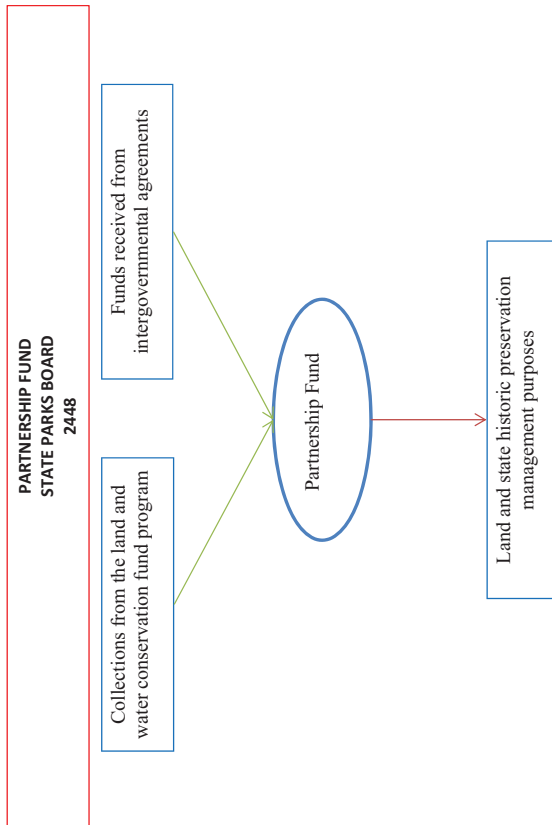
Legislative Appropriations

Fines and penalties for criminal offenses and motor vehicle violations

Court filing fees



Each county receives state aid to the Superior Court based on population and quantity of felonies for processing criminal cases



STATEWIDE EMPLOYEE RECOGNITION FUND
DEPARTMENT OF TRANSPORTATION
2499DTA

Gifts and donations from public and private entities

Statewide Employee Recognition Fund

Conduct's ADOT's employee recognition programs

STATEWIDE EMPLOYEE RECOGNITION GIFTS/DONATIONS FUND
DEPARTMENT OF ENVIRONMENTAL QUALITY
2449EVA

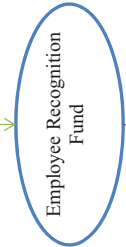
Revenues from gifts, grants or matching monies from public and private agencies, individuals, and enterprises

Federal Grant Fund

Used according to specifications of the grant

**EMPLOYEE RECOGNITION FUND
ARIZONA PIONEERS' HOME
2449PIA**

Proceeds from the sales of candy and snacks and auctioned goods from donations



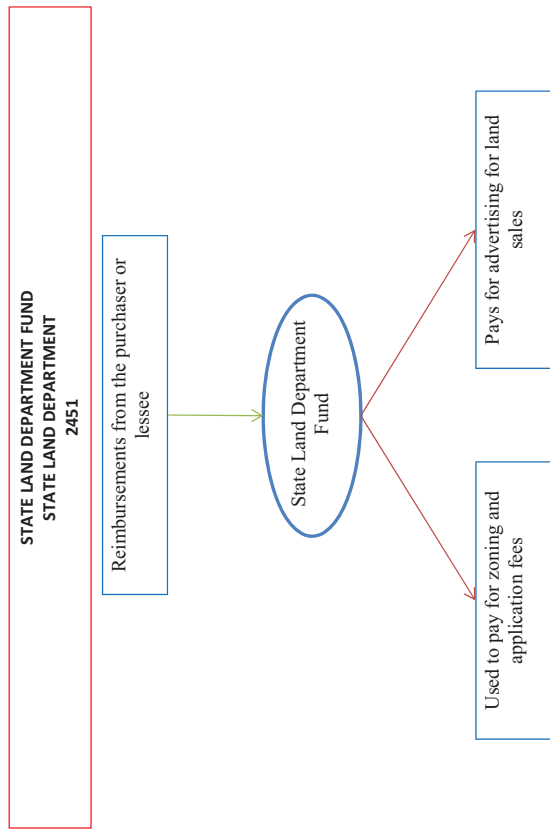
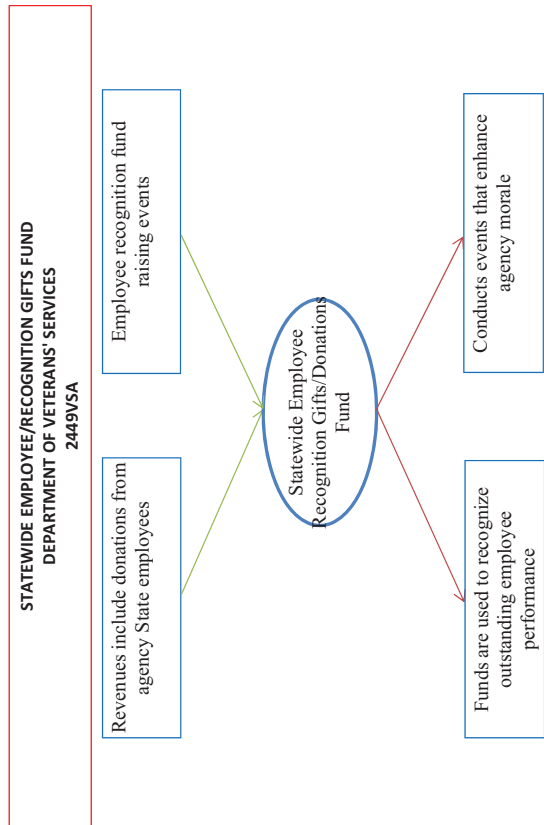
Funds employee recognition and appreciation events for the department

**STATEWIDE EMPLOYEE RECOGNITION FUND
DEPARTMENT OF REVENUE
2449RVA**

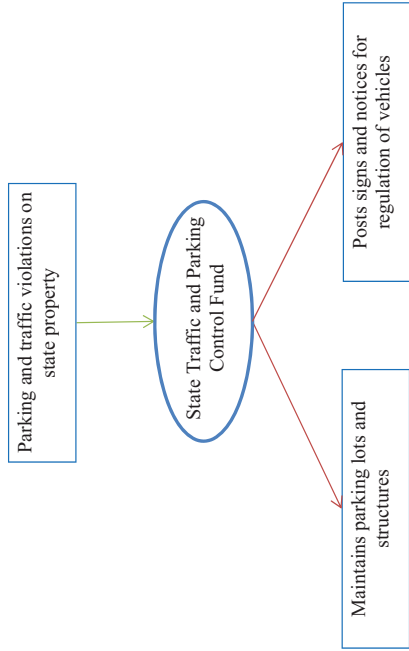
Consists of donations from fund-raising activities, contributions or services from employees



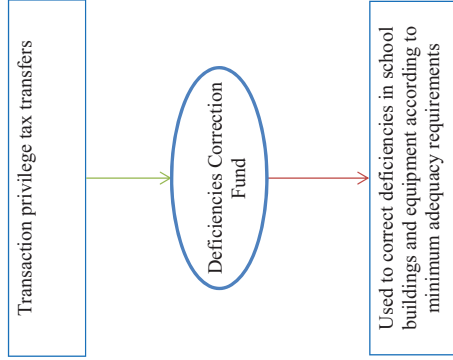
Used for employee recognition programs in the Department of Revenue



STATE TRAFFIC AND PARKING CONTROL FUND
ARIZONA DEPARTMENT OF ADMINISTRATION
2453

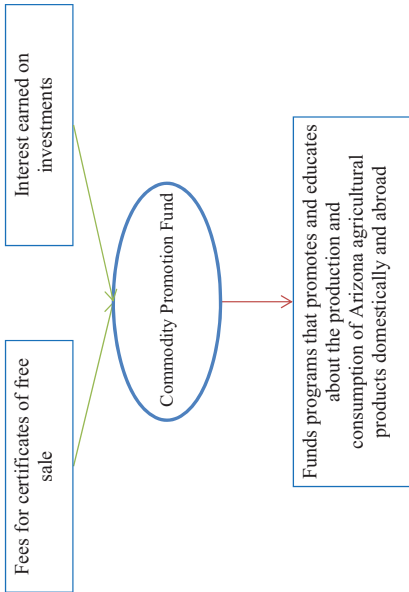


DEFICIENCIES CORRECTION FUND
SCHOOL FACILITIES BOARD
2455

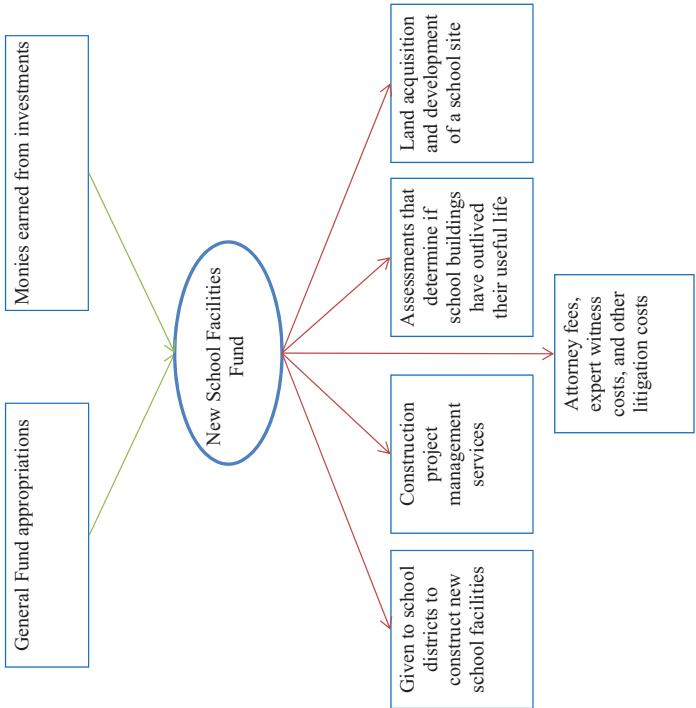


Agencies:
School Facilities Board

COMMODITY PROMOTION FUND
ARIZONA DEPARTMENT OF AGRICULTURE
2458

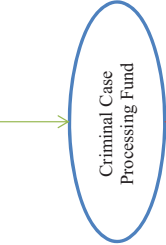


NEW SCHOOL FACILITIES FUND
SCHOOL FACILITIES BOARD
2460



CRIMINAL CASE PROCESSING FUND
ATTORNEY GENERAL - DEPARTMENT OF LAW
2461

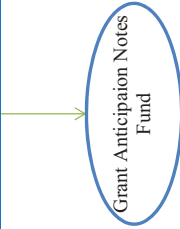
.35% of a 7% surcharge on all criminal, motor vehicle, and game and fish statute violations, and redirected court collections



Funds are used to process criminal cases

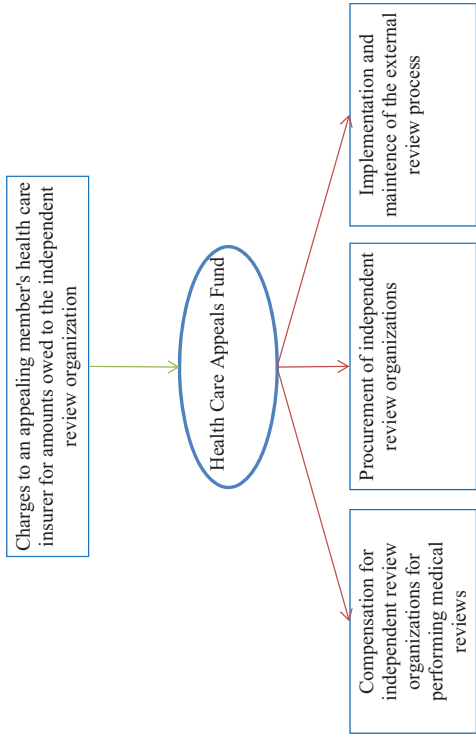
GRANT ANTICIPATION NOTES FUND
DEPARTMENT OF TRANSPORTATION
2463

Grant revenues received by the director of ADOT

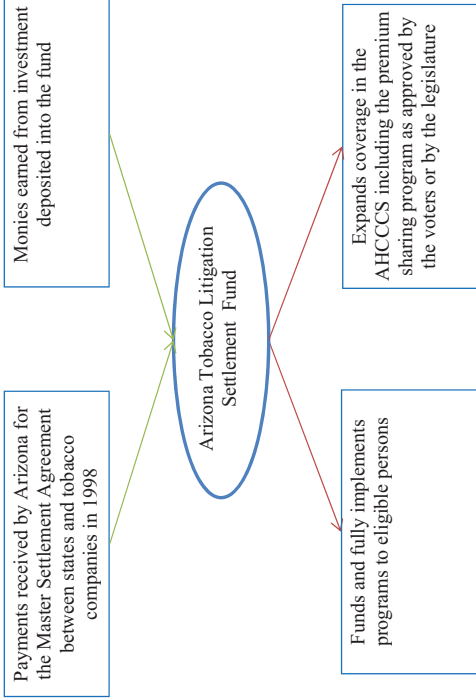


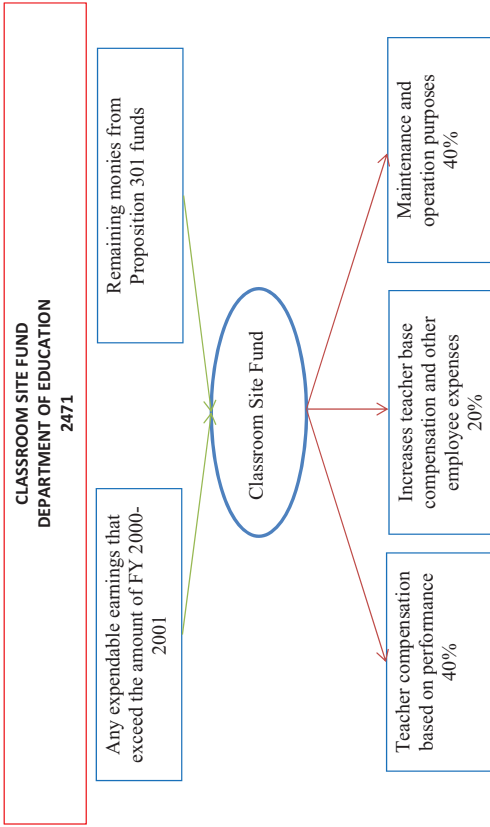
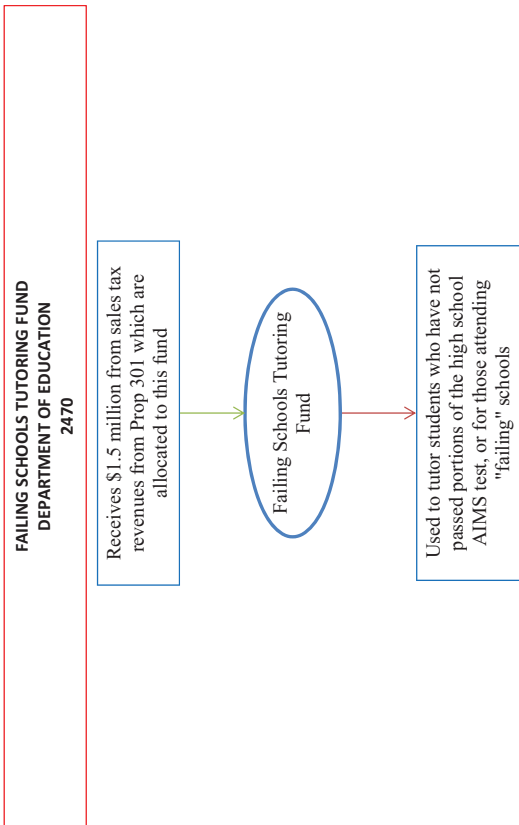
Provides payments for the costs of certain projects; and reimburses the Director for expenses made previously on projects

**HEALTH CARE APPEALS FUND
DEPARTMENT OF INSURANCE
2467**

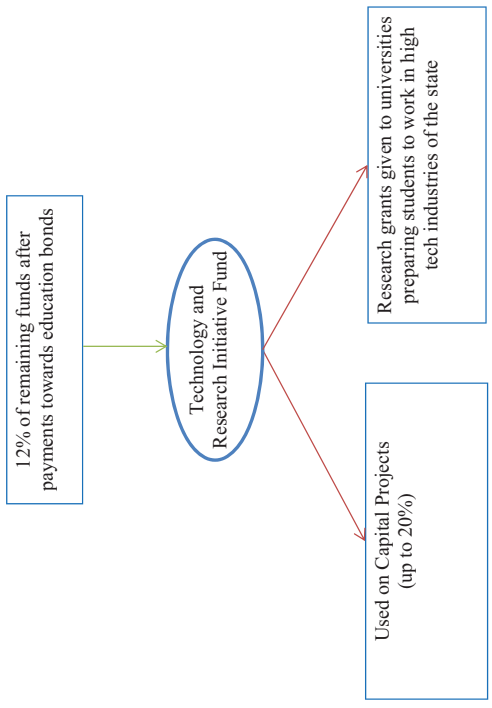


**ARIZONA TOBACCO LITIGATION SETTLEMENT FUND
ARIZONA HEALTH CARE COST CONTAINMENT SYSTEM
2468**



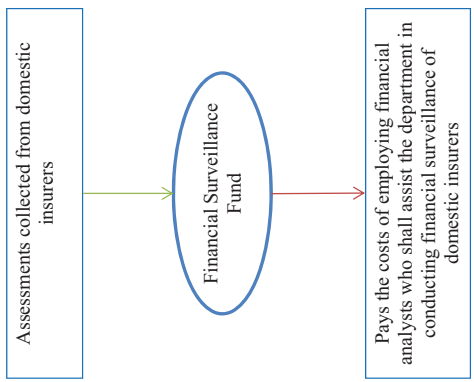


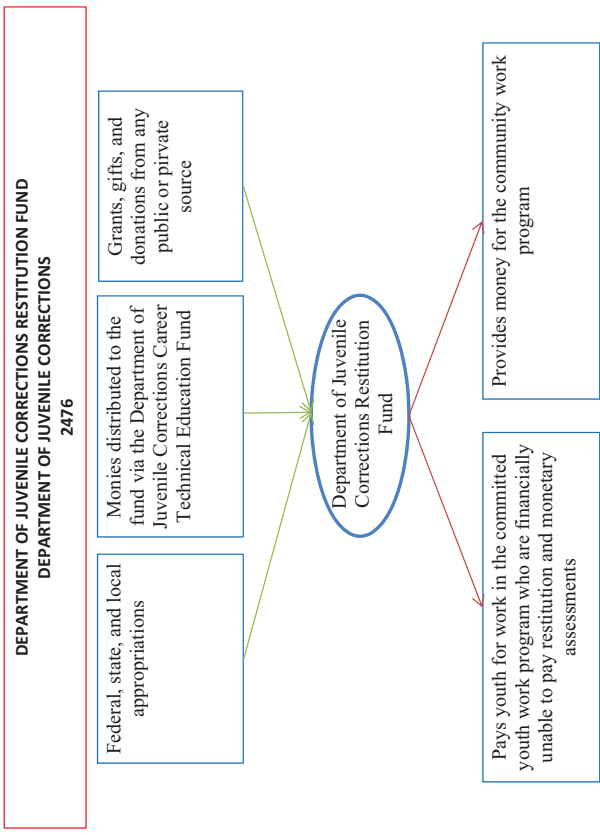
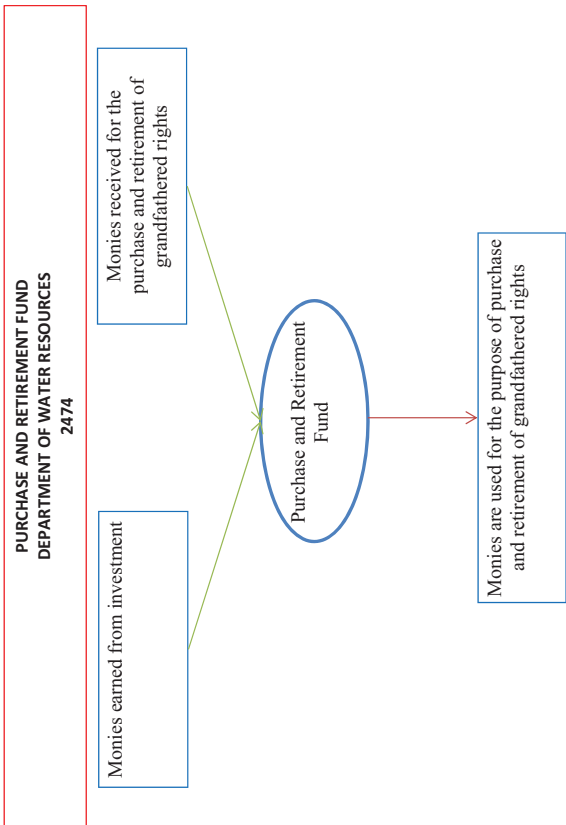
**TECHNOLOGY AND RESEARCH INITIATIVE FUND
2472**

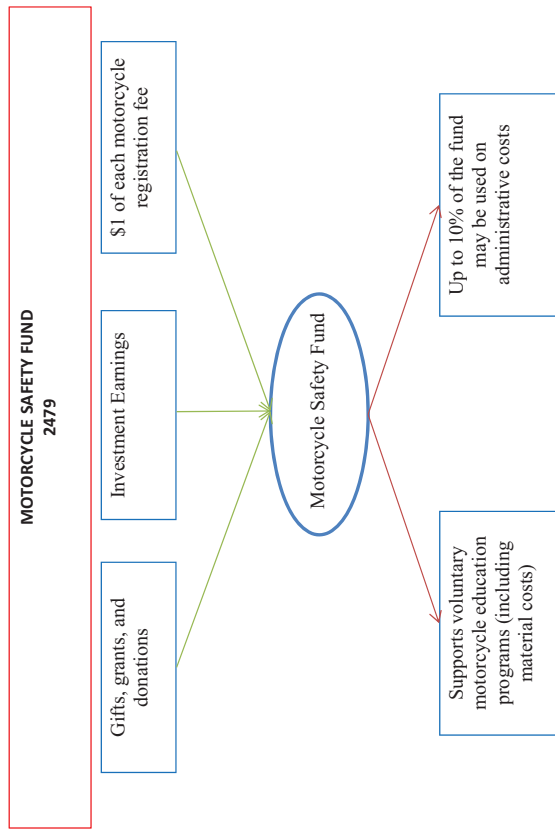
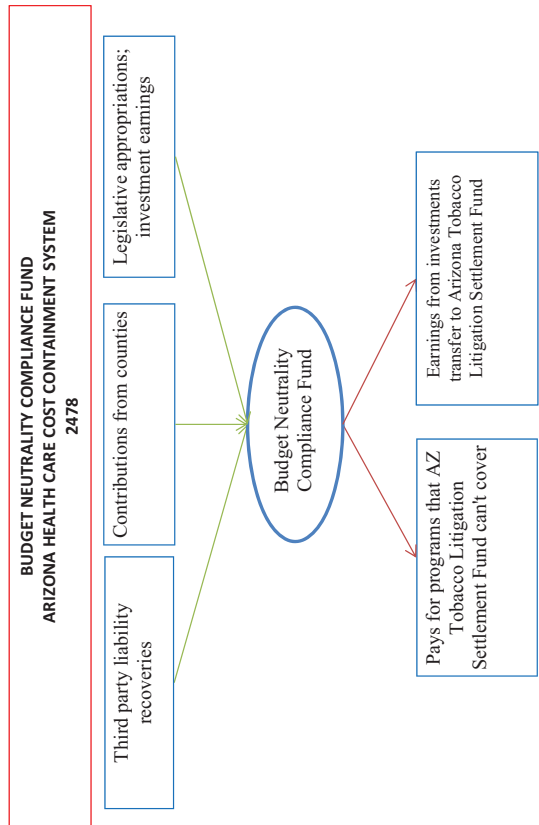


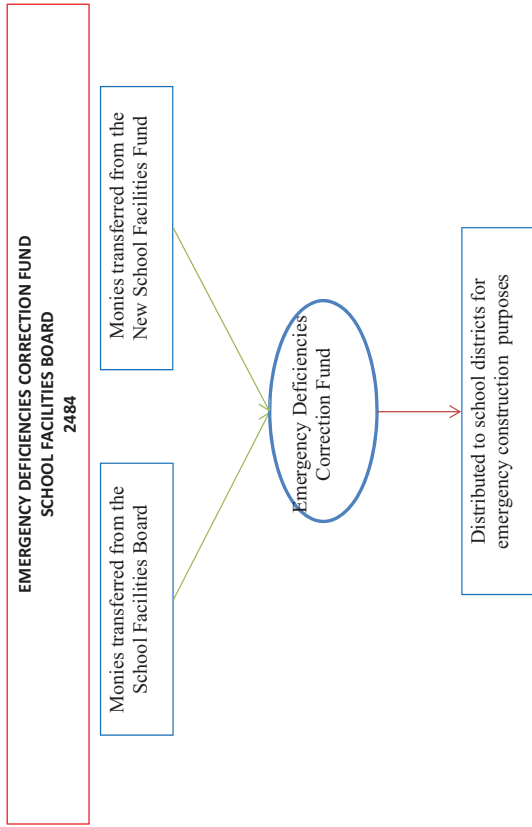
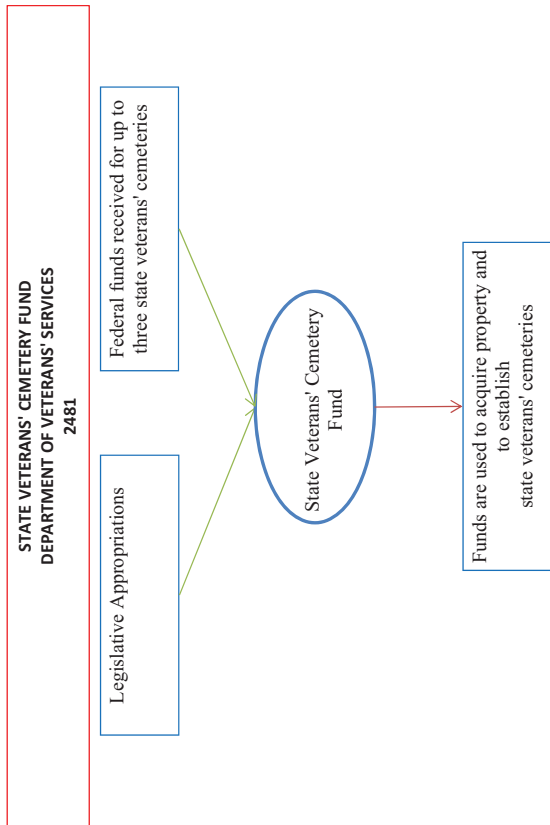
Agencies:
Arizona Board of Regents
ASU - Polytechnic
ASU - West

**FINANCIAL SURVEILLANCE FUND
DEPARTMENT OF INSURANCE
2473**

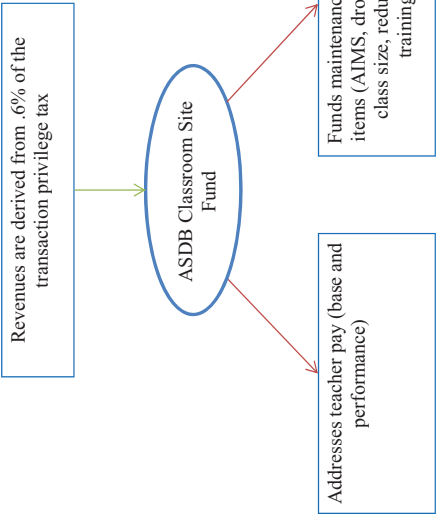




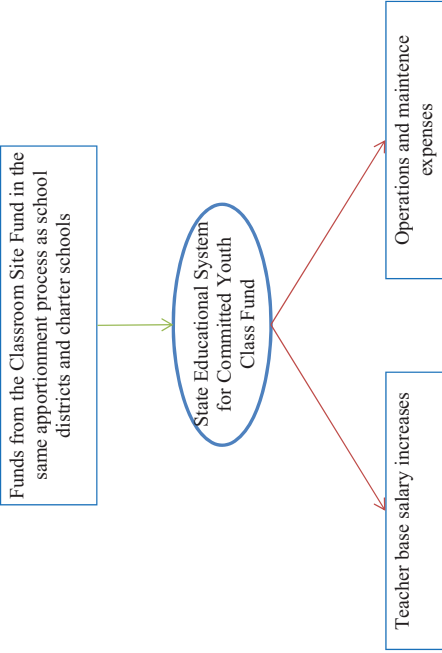




ASDB CLASSROOM SITE FUND
ARIZONA STATE SCHOOLS FOR THE DEAF AND THE BLIND
 2486



STATE EDUCATIONAL SYSTEM FOR COMMITTED YOUTH CLASS FUND
DEPARTMENT OF JUVENILE CORRECTIONS
 2487



EQUINE INSPECTION FUND
ARIZONA DEPARTMENT OF AGRICULTURE
2489

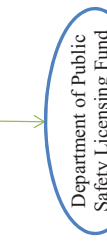
Inspection fees for processing ownership and transportation of horses



Issuance of horse ownership and transportation certificates

DEPARTMENT OF PUBLIC SAFETY LICENSING FUND
DEPARTMENT OF PUBLIC SAFETY
2490

Fees for private investigator and security guard applications



Covers costs of regulating the private investigator and security guard industry

**WELL ADMINISTRATION AND ENFORCEMENT FUND
DEPARTMENT OF WATER RESOURCES
2491**

Intention to drill filing fees (either \$150 or \$100 depending on type of well to be drilled)

A \$150 application fee to construct a new well or replace an old well by building in a new location

Moneys earned from investment

Well Administration and Enforcement Fund

Provides for the costs of the department concerning the administration of wells

For compliance monitoring, investigation and enforcement activities relating to the construction, abandonment and capping of wells

**INSTRUCTIONAL IMPROVEMENT FUND
ARIZONA STATE SCHOOLS FOR THE DEAF AND THE BLIND
2492**

Fund consists of 56% from Indian Gaming as stated by Proposition 202

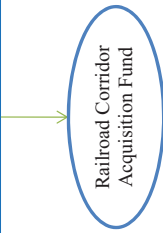
Instructional Improvement Fund*

Funds are distributed to counties and school districts by formula for teacher compensation increases, class size reductions, dropout prevention, and instructional improvement programs

*For an explanation of the county breakdown formula see A.R.S. 15-979

RAILROAD CORRIDOR ACQUISITION FUND
DEPARTMENT OF TRANSPORTATION
2493

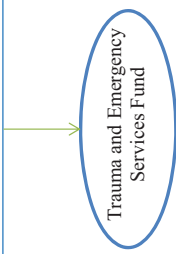
Revenues include fees collected from proponents of a preferred alternative railroad route or site



Funds pay for the costs of consultants, review processes, and hearings

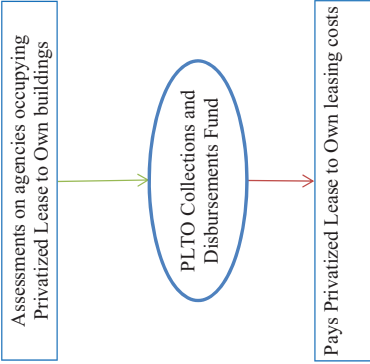
TRAUMA AND EMERGENCY SERVICES FUND
ARIZONA HEALTH CARE COST CONTAINMENT SYSTEM
2494

Fund consists of 28% of tribal gaming revenues

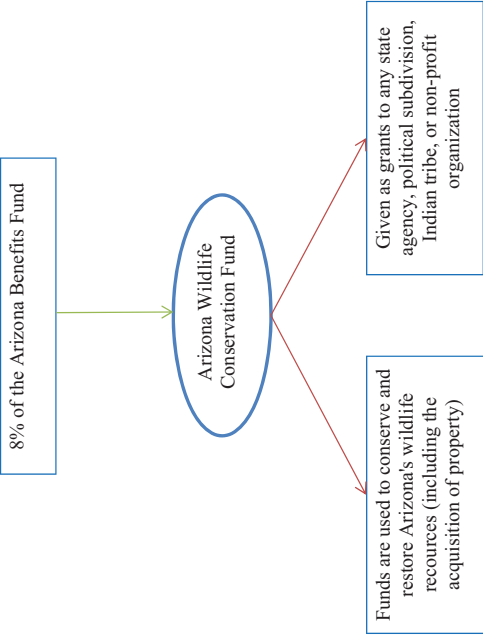


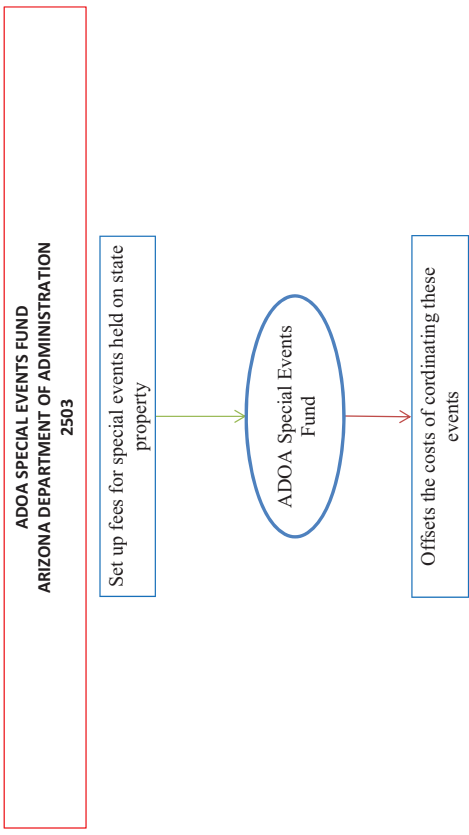
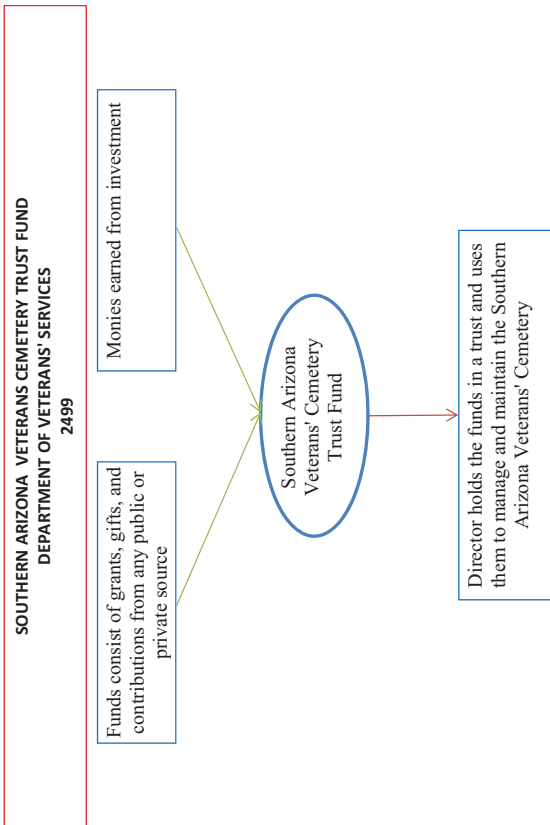
Reimburses Arizona hospitals for unrecovered trauma and emergency services costs

PLTO COLLECTIONS AND DISBURSEMENTS FUND
ARIZONA DEPARTMENT OF ADMINISTRATION
2495



ARIZONA WILDLIFE CONSERVATION FUND
ARIZONA GAME AND FISH DEPARTMENT
2497





**PRISON CONSTRUCTION AND OPERATIONS FUND
DEPARTMENT OF CORRECTIONS
2504**

Fines for operating watercraft, automobiles, and aircraft while intoxicated

Prison Construction and Operations Fund

Used to pay for any costs related to prison overcrowding and department support and maintenance

**INNATE STORE PROCEEDS FUND
DEPARTMENT OF CORRECTIONS
2505**

State's share of inmate store proceeds

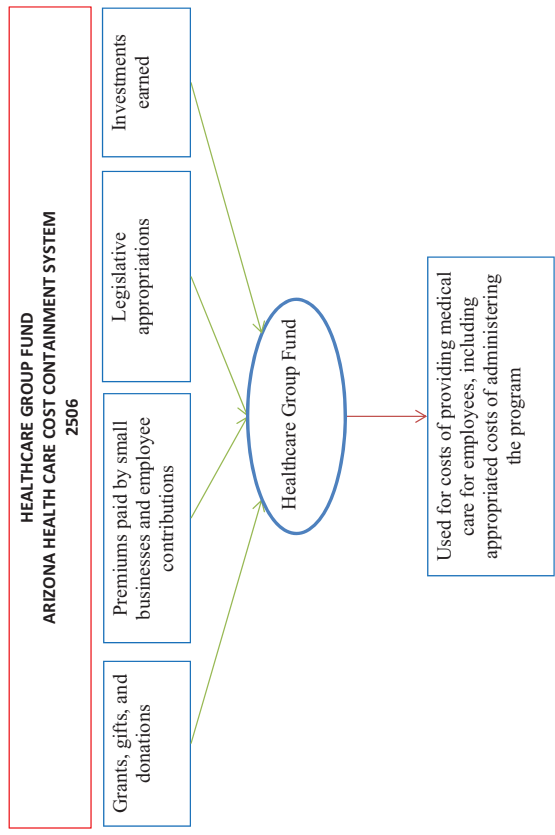
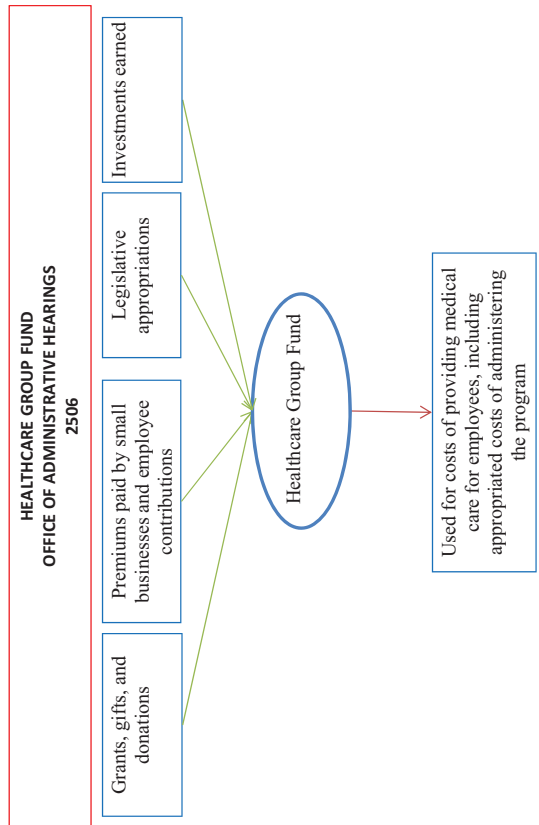
Inmate Store Proceeds Fund

\$500,000 Goes to DOC Building Renewal & Preventive Maintenance Fund

Incentive pay for officers

Inmate activities

Safety equipment or other needs



ASSURED AND ADEQUATE WATER SUPPLY FUND
DEPARTMENT OF WATER RESOURCES
2509

Fees for certificates of Assured Water Supplies for contractors

Assured and Adequate Water Supply Administration Fund

Used to offset the costs of evaluating the Assured Water Supply of the specified location

PARITY COMPENSATION FUND
DEPARTMENT OF PUBLIC SAFETY
2510

Legislative Appropriations

1.51 percent of vehicle license taxes


Parity Compensation Fund

Pays for salaries and benefits of law enforcement personnel

AGGREGATE MINING RECLAMATION FUND
STATE MINE INSPECTOR
2511

Fees established by the state mine inspector on owners or operators of each exploration operation for substantial changes to approved plans

Funds from the federal government or other governmental agencies



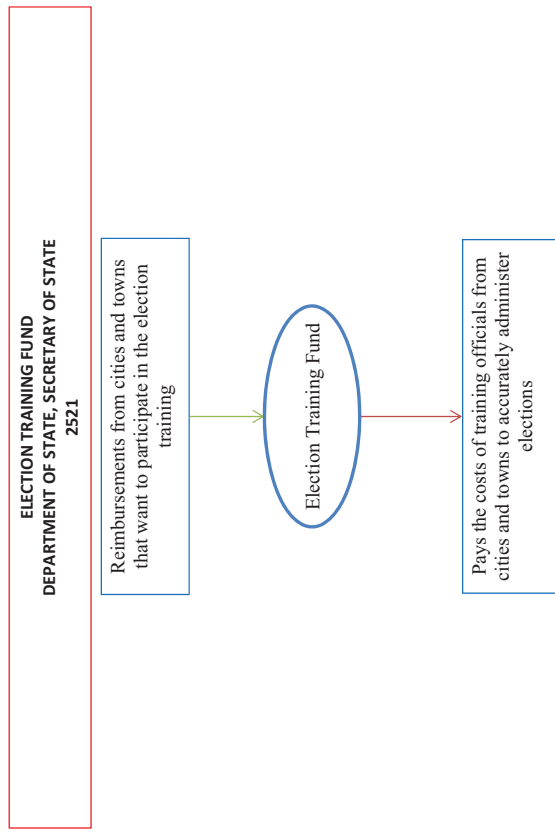
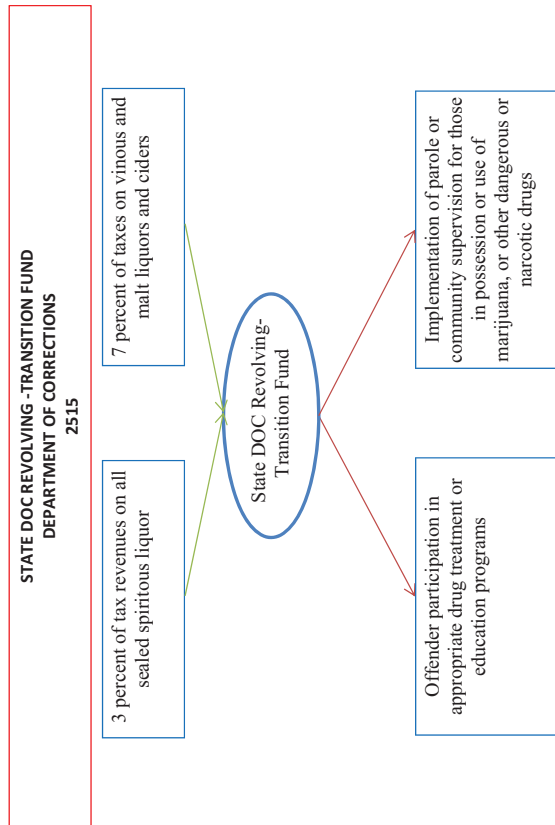
Funds are used for enforcing reclamation statutes

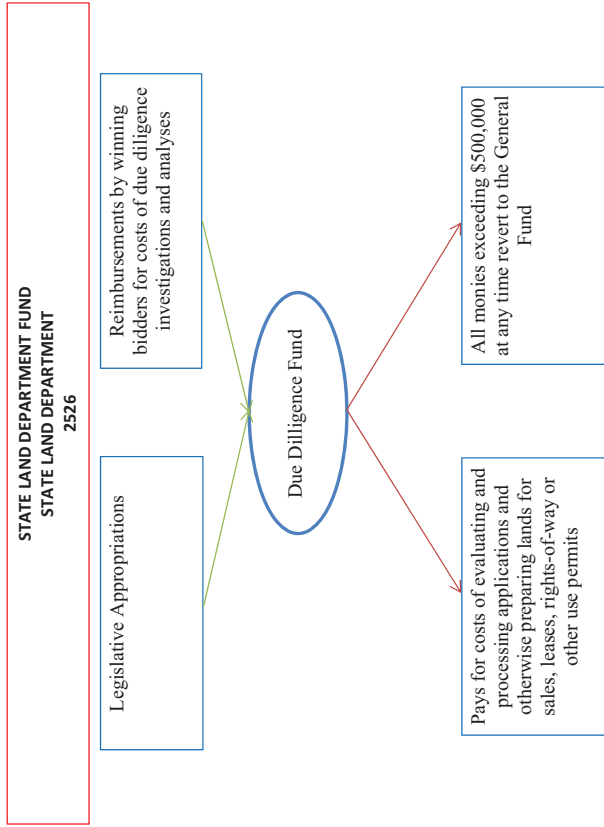
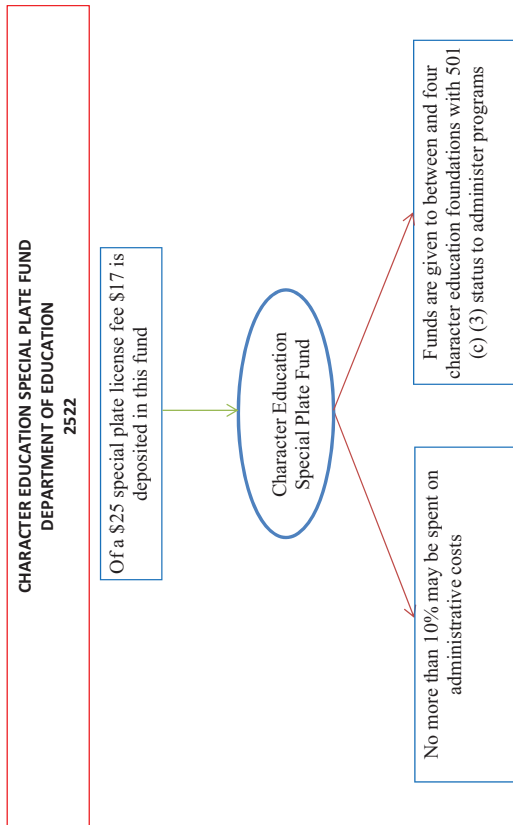
BREAST/CERVICAL CANCER PLATE FUND
DEPARTMENT OF HEALTH SERVICES
2513

Proceeds from a \$25 special license plate fee for purchase and renewal, \$8 is for administration and \$17 is an annual donation

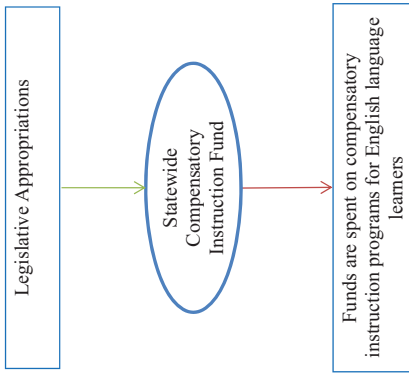


Used for breast and cervical cancer screening and diagnostics in the state

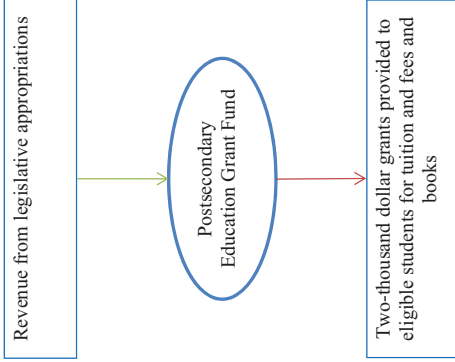


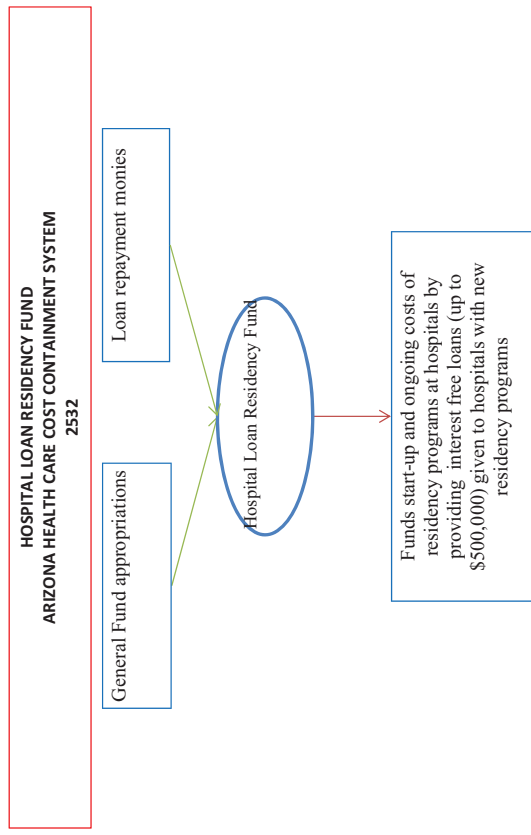
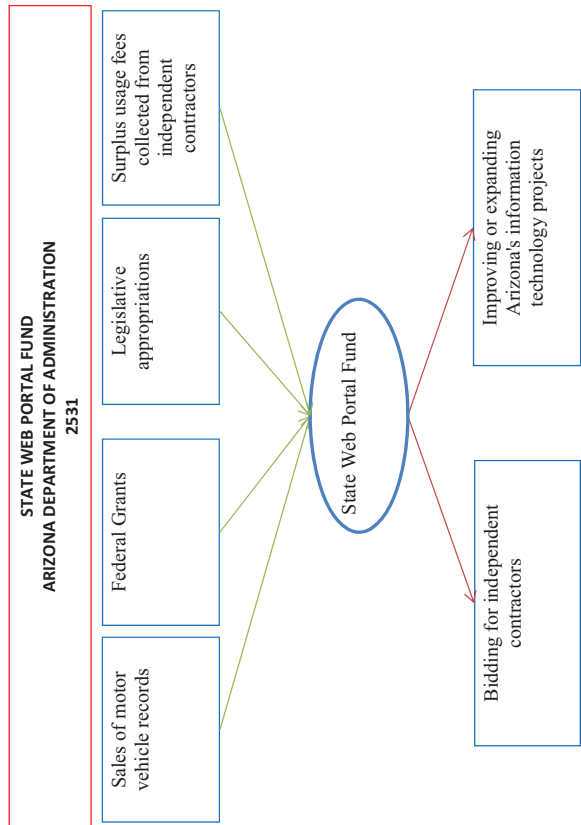


STATEWIDE COMPENSATORY INSTRUCTION FUND
DEPARTMENT OF EDUCATION
2528



POSTSECONDARY EDUCATION GRANT FUND
COMMISSION FOR POSTSECONDARY EDUCATION
2530





ARIZONA STRUCTURED ENGLISH IMMERSION FUND
DEPARTMENT OF EDUCATION
2535

General Fund Appropriations

Arizona Structured
English Immersion Fund

Funding for local level English immersion
programs established by school districts and
charter schools

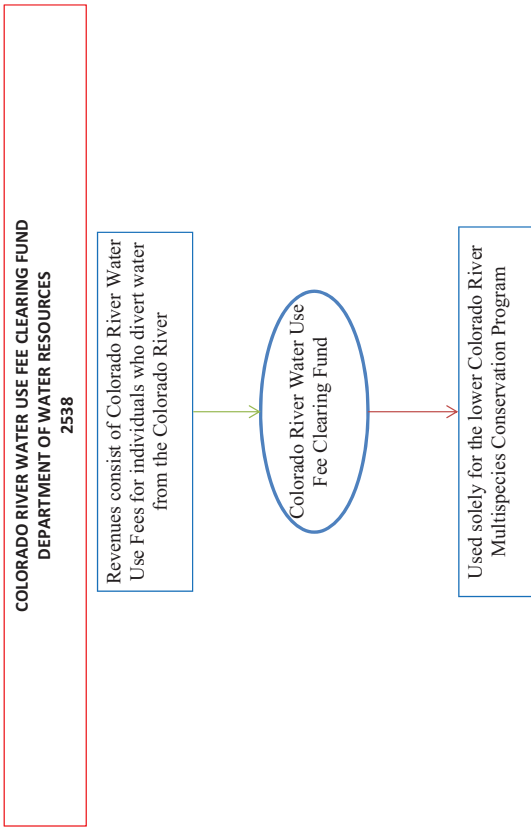
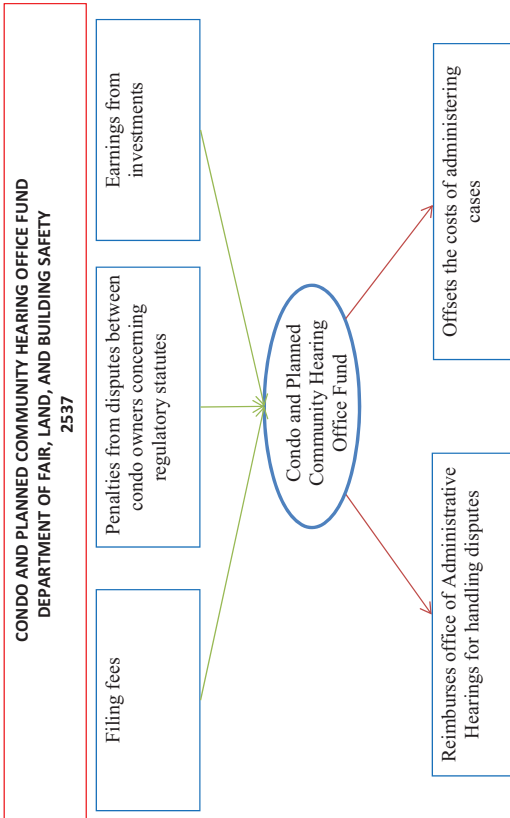
WILDLIFE HABITAT RESTORATION FUND
ARIZONA GAME AND FISH DEPARTMENT
2536

Legislative Appropriations

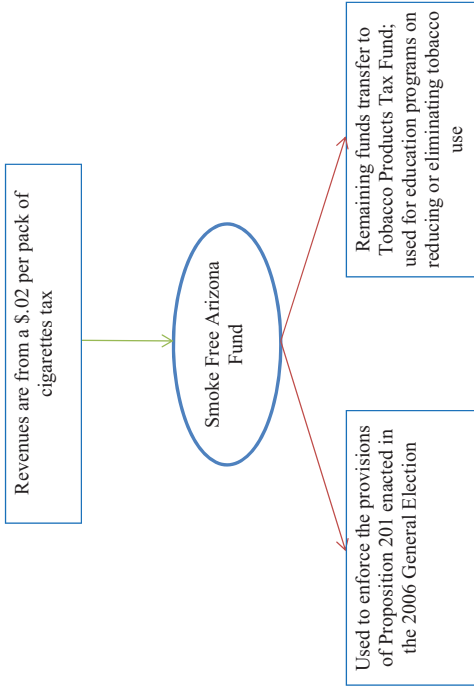
Investment Earnings

Wildlife Habitat
Restoration Fund

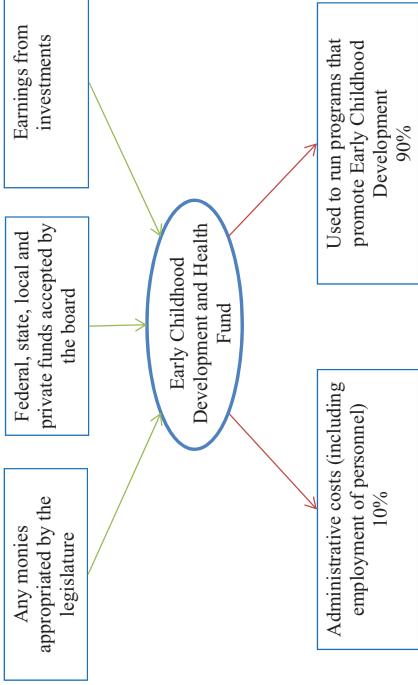
Used on specific wildlife enhancement and
restoration projects

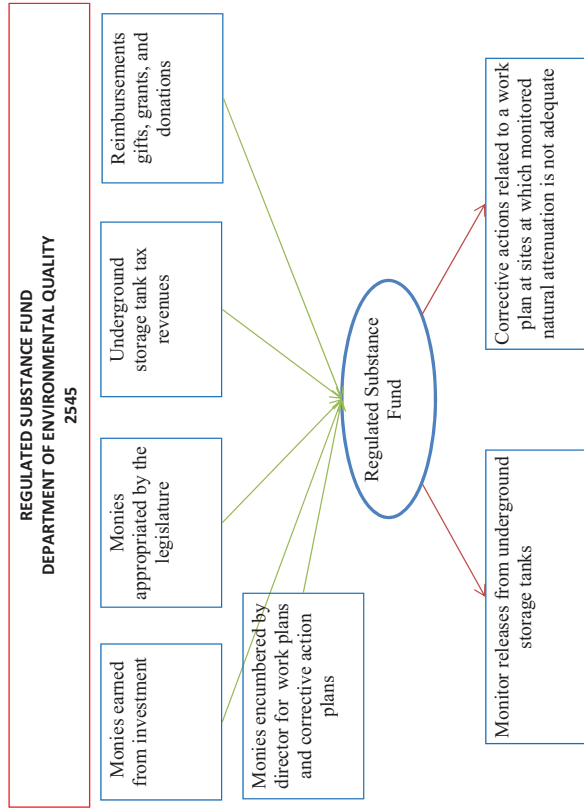
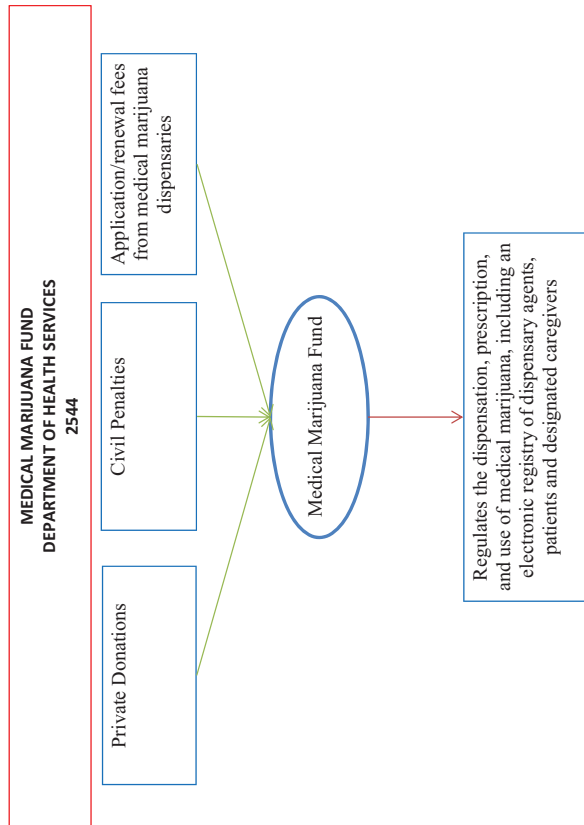


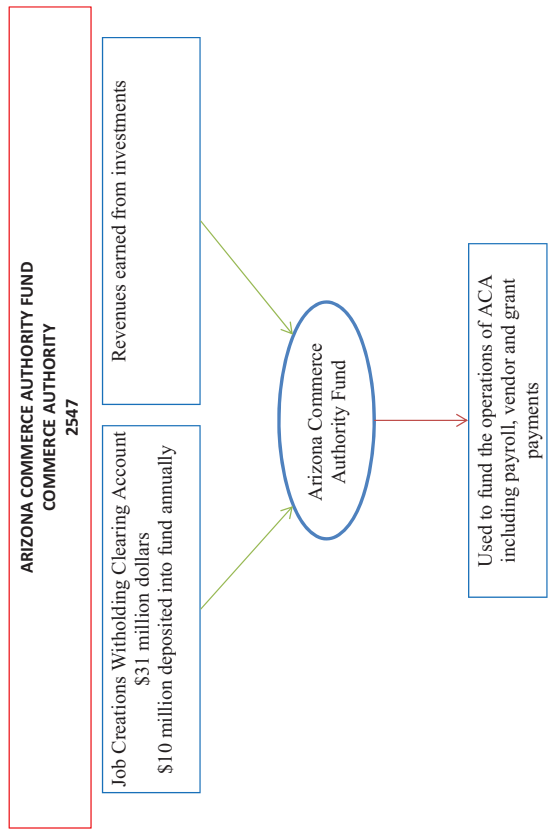
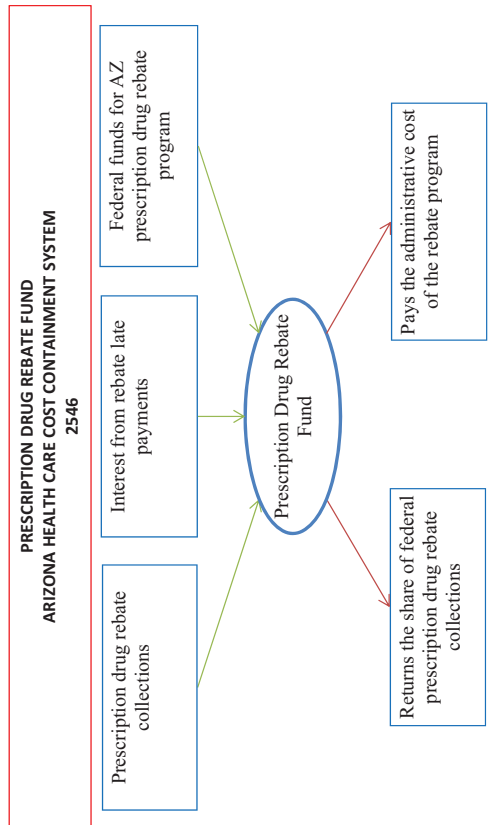
SMOKE FREE ARIZONA FUND
DEPARTMENT OF HEALTH SERVICES
2541



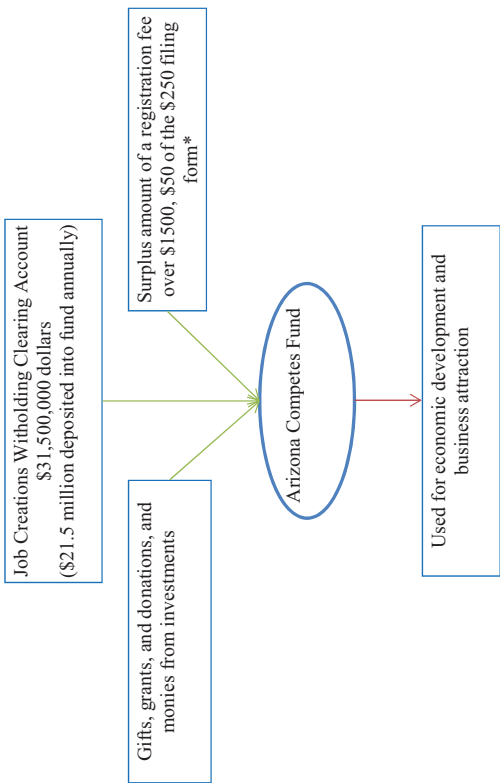
EARLY CHILDHOOD DEVELOPMENT AND HEALTH FUND
EARLY CHILDHOOD DEVELOPMENT AND HEALTH BOARD
2542





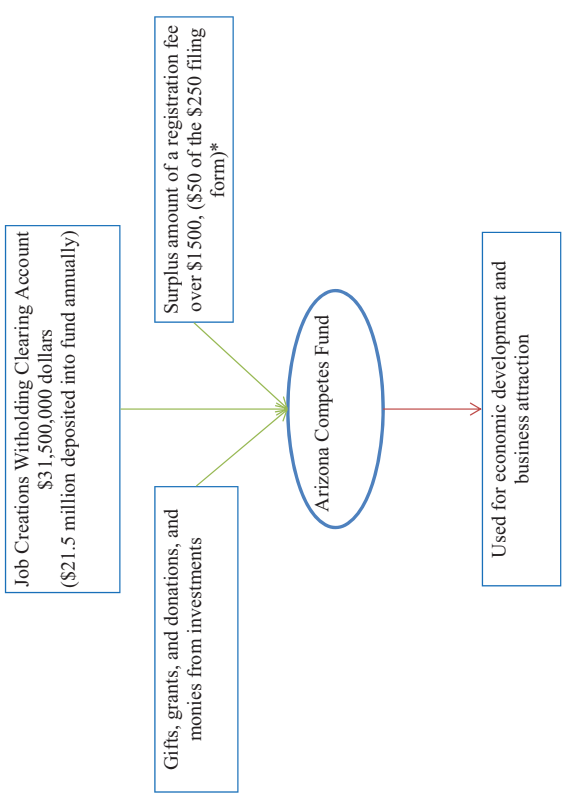


**ARIZONA COMPETES FUND
COMMERCE AUTHORITY
2548**

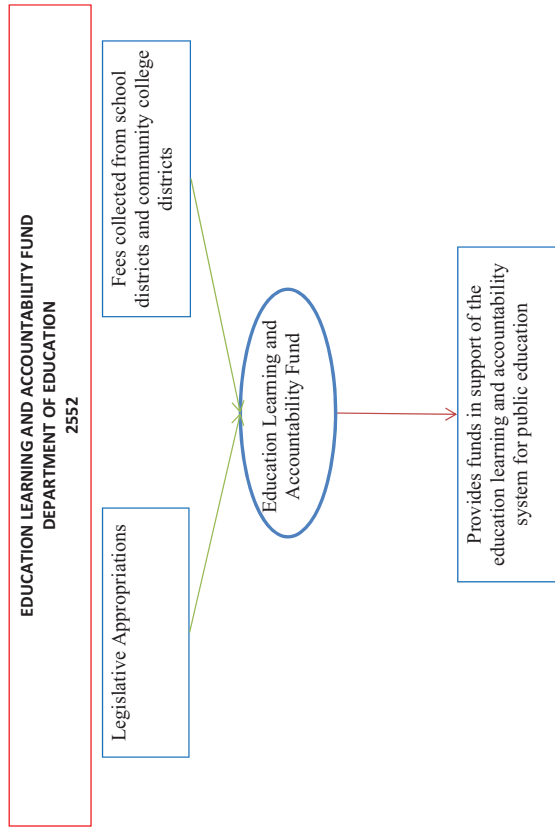
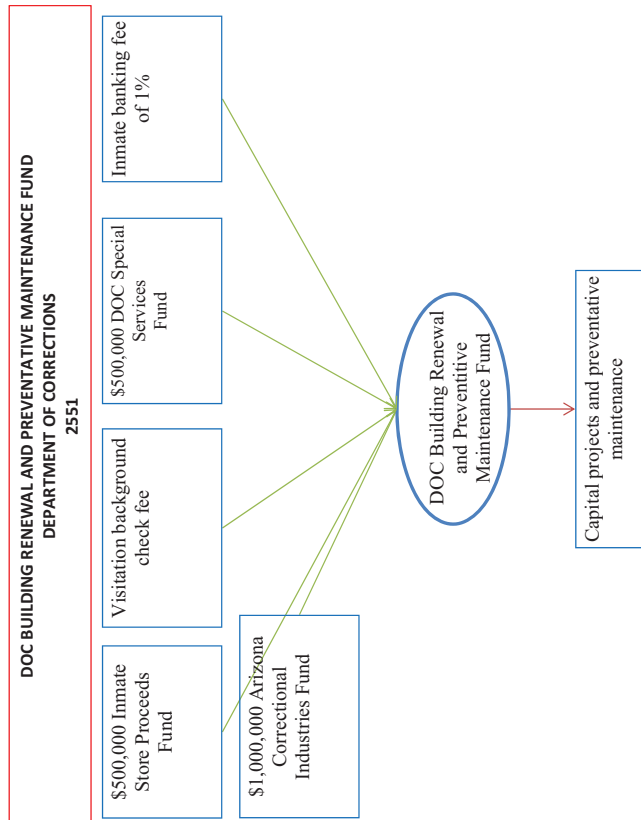


*The final filing of the form, if separate from the initial filing, shall be accompanied by a filing fee of one hundred dollars that is allocated to the Arizona competes fund established by section 41-1545.01

**ARIZONA COMPETES FUND
CORPORATION COMMISSION
2548**

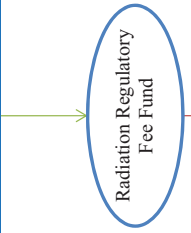


Agencies:
Corporation Commission
Commerce Authority



RADIATION REGULATORY FEE FUND
RADIATION REGULATORY AGENCY
2554

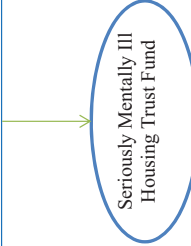
Licensing and registration fees directed by law to be deposited in the fund



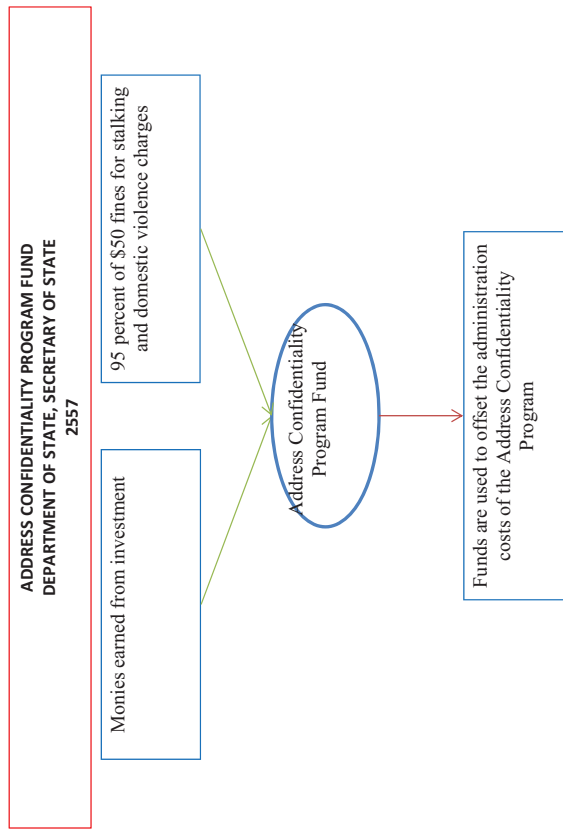
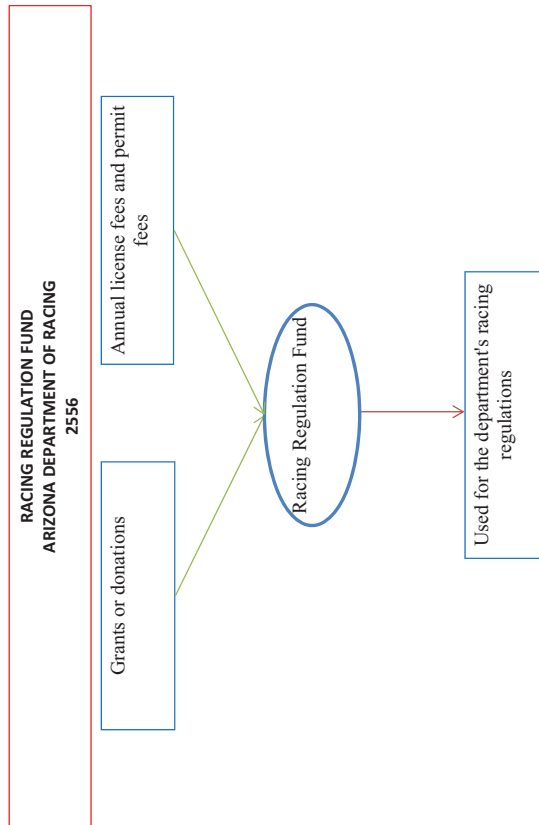
Used for department operations

SERIOUSLY MENTALLY ILL HOUSING TRUST FUND
DEPARTMENT OF HEALTH SERVICES
2555

2 million dollars from the proceeds from selling abandoned property




Strictly used for housing projects for the seriously mentally ill



UNEMPLOYMENT SPECIAL ASSESSMENT FUND
DEPARTMENT OF ECONOMIC SECURITY
2558

An assessment on employers levied in 2012 and 2013 to pay off federal loan advances for the unemployment insurance program



Used to pay the interest and principal of a U.S. Treasury loan for unemployment benefits issued in 2010 (\$243 million loan)

INSTITUTIONAL AND ENGINEERING CONTROL FUND
DEPARTMENT OF ENVIRONMENTAL QUALITY
2563

Gifts, grants or donations

Fees for restoring and using Engineering Controls

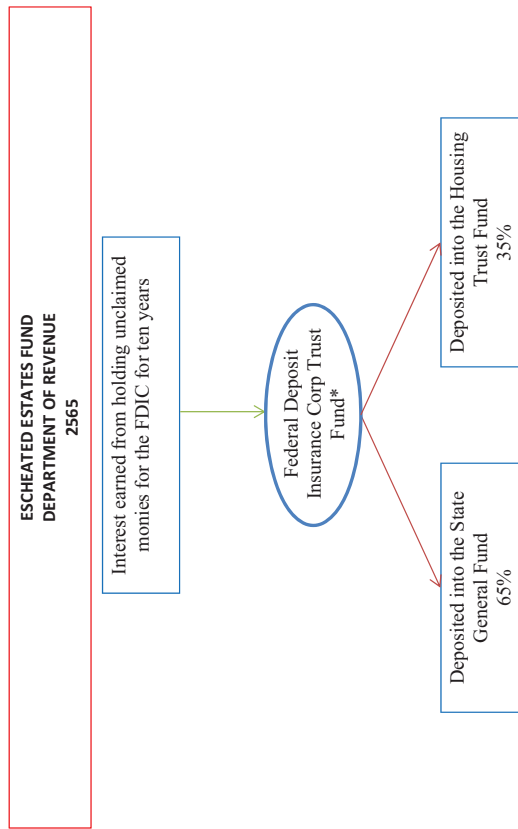
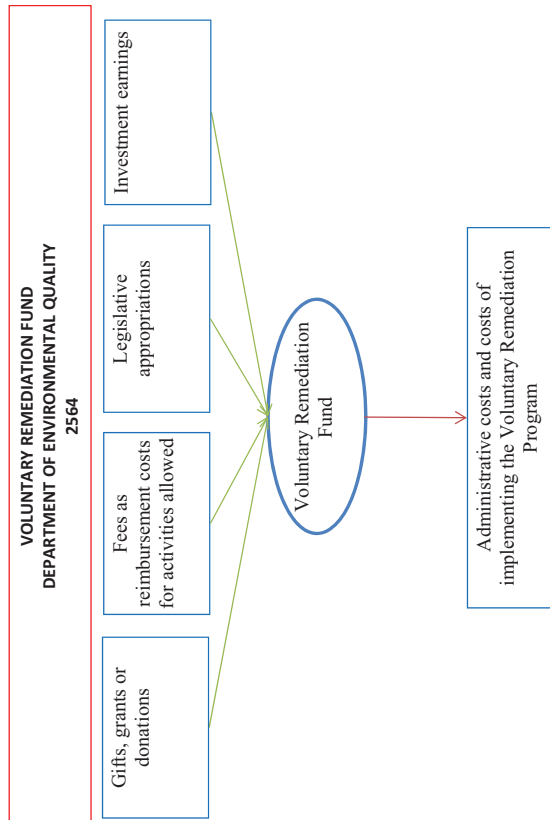
Legislative appropriations

Earnings on investments

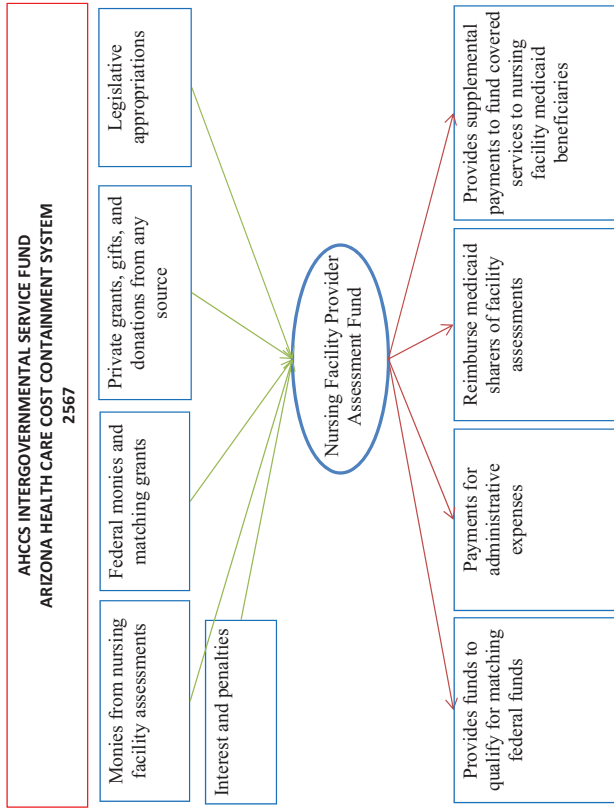
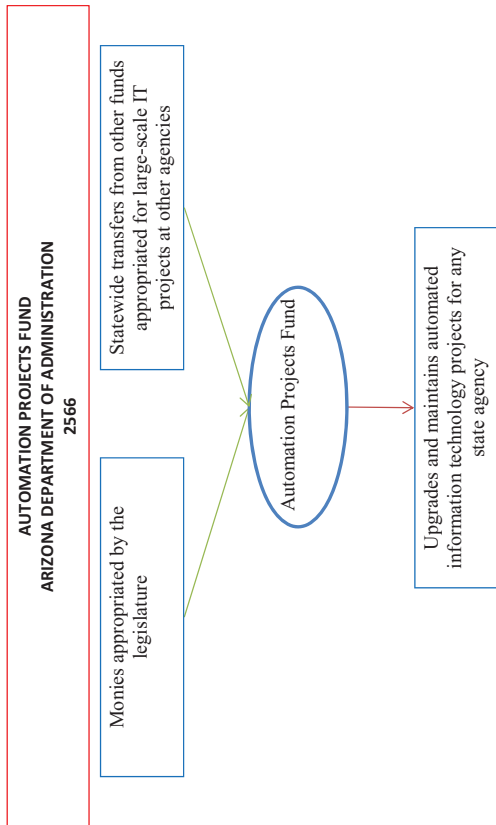


Implementation of Soil Remediation Efforts

Costs of restoring Engineering Controls



*The FDIC allows Arizona to hold these funds and generate interest but the principal must be returned to rightful claimants or to the FDIC after 10 years time



EMPOWERMENT SCHOLARSHIP ACCOUNT FUND
DEPARTMENT OF EDUCATION
2570

Five percent of all scholarship funds are retained in this fund

Empowerment
Scholarship Account
Fund

One percent of scholarship funds is transferred to the State Treasurer Empowerment Scholarship Account

Remaining funds are used for the department's costs in administering empowerment scholarship accounts

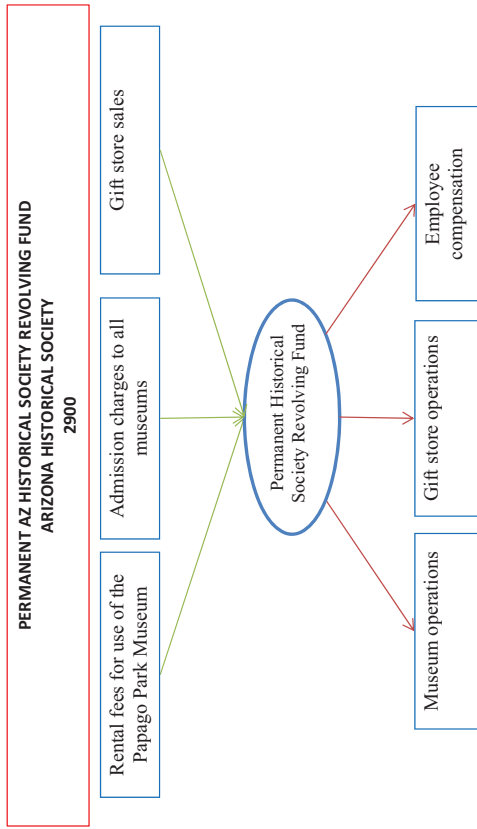
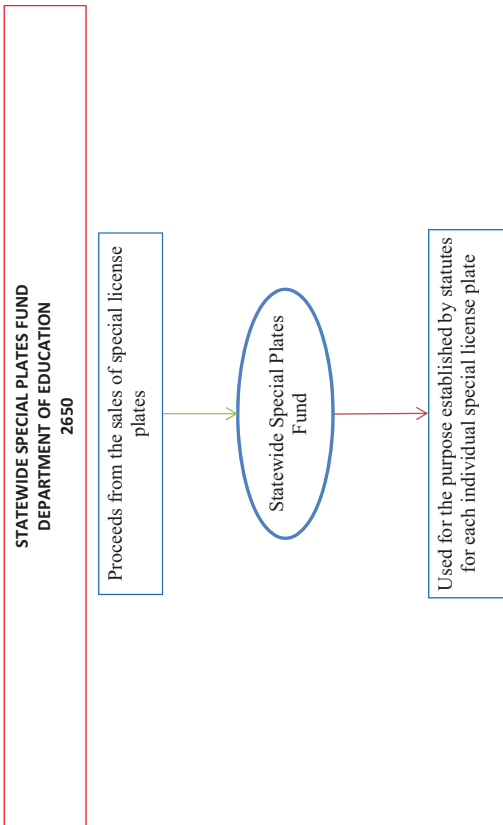
ATHLETIC TRAINING FUND
STATE BOARD OF ATHLETIC TRAINING
2583

Athletic trainer license fees and any other funds received

Athletic Training Fund

Deposited in the General Fund
10%

Used to license and regulate athletic trainers
90%



STATEWIDE STIMULUS ADMIN FUND
2950

Monies received from other state agencies
eligible for the federal recovery act

Statewide Stimulus
Admin Fund

Used for accounting and reporting as
dictated by federal requirements

FEDERAL ECONOMIC RECOVERY FUND
ARIZONA DEPARTMENT OF ADMINISTRATION
2999ADA

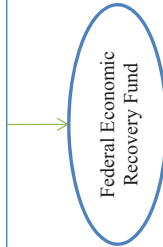
Funds received from American Recovery
and Reinvestment Act of 2009 (ARRA)

Federal Economic
Recovery Fund

Used by DOA according to
federal guidelines

FEDERAL ECONOMIC RECOVERY FUND
ATTORNEY GENERAL - DEPARTMENT OF LAW
2999AGA

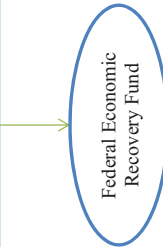
Funds received from American Recovery
and Reinvestment Act of 2009 (ARRA)



Used according to
federal guidelines

FEDERAL ECONOMIC RECOVERY FUND
CORPORATION COMMISSION
2999CCA

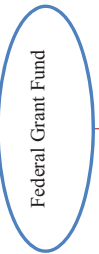
Funds received from American Recovery
and Reinvestment Act of 2009 (ARRA)



Used according to specifications of the
grant

**FEDERAL ECONOMIC RECOVERY FUND
EARLY CHILDHOOD DEVELOPMENT AND HEALTH FUND
2999CDA**

Federal grant from
U.S. Department of Health and Human
Services



Used to increase collaboration between
regional councils and grantee partners in
providing early childhood services in the
state

**FEDERAL ECONOMIC RECOVERY FUND
DEPARTMENT OF CORRECTIONS
2999DCA**

Funds received from the American
Recovery and Reinvestment Act of 2009
(ARRA)



Funds are used according to guidelines
established by the Federal Government

FEDERAL ECONOMIC RECOVERY FUND
DEPARTMENT OF EDUCATION
2999EDA

Funds received from the American Recovery and Reinvestment Act (2009)



Used according to federal guidelines

FEDERAL ECONOMIC RECOVERY FUND
DEPARTMENT OF ENVIRONMENTAL QUALITY
2999EVA

Funds received from the Recovery and Reinvestment Act (2009)



Used according to federal guidelines

FEDERAL ECONOMIC RECOVERY FUND
ARIZONA GAME AND FISH DEPARTMENT
2999GFA

Funds received from the American
Recovery and Reinvestment Act (2009)

Federal Economic

Used according to federal guidelines

FEDERAL ECONOMIC RECOVERY FUND
ARIZONA GAME AND FISH DEPARTMENT
2999GSA

Funds received from the American
Recovery and Reinvestment Act (2009)

Federal Economic
Recovery Fund

Funds are for the National Geothermal
Database system, but 80% passes on to
other state agencies or universities (Arizona
Geological University being the most
important)

**FEDERAL ECONOMIC RECOVERY FUND
OFFICE OF THE GOVERNOR
2999GVA**

Funds received from the American Recovery and Reinvestment Act, ARRA (2009)



Funds are for the National Geothermal Database system, but 80% passes on to other state agencies or universities (Arizona Geological University being the most important)

**FEDERAL ECONOMIC RECOVERY FUND
ARIZONA HEALTH CARE COST CONTAINMENT SYSTEM
2999HCA**

Revenue from American Recovery and Reinvestment Act



Funds are used as specified in the grants

**FEDERAL ECONOMIC RECOVERY FUND
ARIZONA DEPARTMENT OF HOUSING
2999HDA**

Funds received from the American Recovery and Reinvestment Act ARRA (2009)

Federal Economic Recovery Fund

Used according to guidelines established by the federal government

**FEDERAL ECONOMIC RECOVERY FUND
DEPARTMENT OF HEALTH SERVICES
2999HSA**

Funds received from the American Recovery and Reinvestment Act ARRA (2009)

Federal Economic Recovery Fund

Used according to guidelines established by the federal government

**FEDERAL ECONOMIC RECOVERY FUND
ARIZONA CRIMINAL JUSTICE COMMISSION
29991CA**

Funds received from American Recovery and Reinvestment Act of 2009 (ARRA)



Used according to specifications of the grant

**FEDERAL ECONOMIC RECOVERY FUND
STATE LAND DEPARTMENT
29991DA**

Funds received from the American Recovery and Reinvestment Act of 2009



Used in accordance with guidelines established by the federal government

FEDERAL ECONOMIC RECOVERY FUND
DEPARTMENT OF PUBLIC SAFETY
2999PSA

Funds received from the American Recovery and Reinvestment Act (2009)



Used According to federal guidelines

FEDERAL ECONOMIC RECOVERY FUND
SCHOOL FACILITIES BOARD
2999SFA

Funds are received from the American Recovery and Reinvestment Act of 2009



Used according to federal guidelines

FEDERAL ECONOMIC RECOVERY FUND
DEPARTMENT OF STATE, SECRETARY OF STATE
29995TA

Funds are received from the American Recovery and Reinvestment Act of 2009



Used according to federal guidelines

FEDERAL ECONOMIC RECOVERY FUND
DEPARTMENT OF VETERANS' SERVICES
2999VSA

Funds received from the American Recovery and Reinvestment Act of 2009 (ARRA)



Used according to federal guidelines

**APPLICATION FEES FUND
COMMERCE AUTHORITY
3005**

Tax credit processing fees equal to 1% of the tax credits being refunded

Application Fees Fund

Pays for the administrative costs of the Commerce Authority's tax credit programs

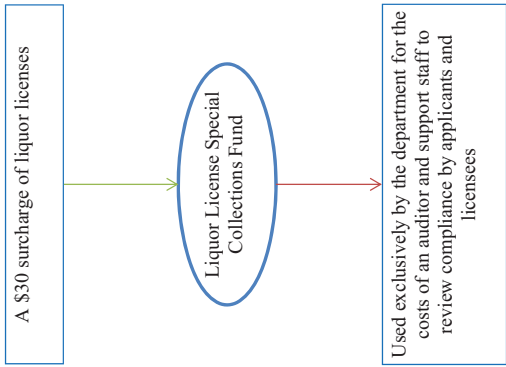
**SPECIFIC SITE JUDGMENT FUND
DEPARTMENT OF ENVIRONMENTAL QUALITY
3006**

Proceeds from legal judgments and court settlement agreements

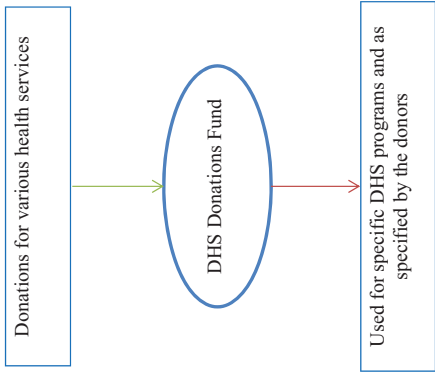
Specific Site Judgment Fund

Implements the directives established in the court judgments and agreements

**LIQUOR LICENSE SPECIAL COLLECTIONS FUND
DEPARTMENT OF LIQUOR LICENSES AND CONTROL
3008**



**DHS DONATIONS FUND
3010**



COUNTY PUBLIC DEFENDERS TRAINING FUND
JUDICIARY
3013

2\$ for every 20\$ issued as the court's Time Payment Fee

County Public Defenders Training Fund

Revenues are transferred to each county public defender office and are used exclusively for public defender training

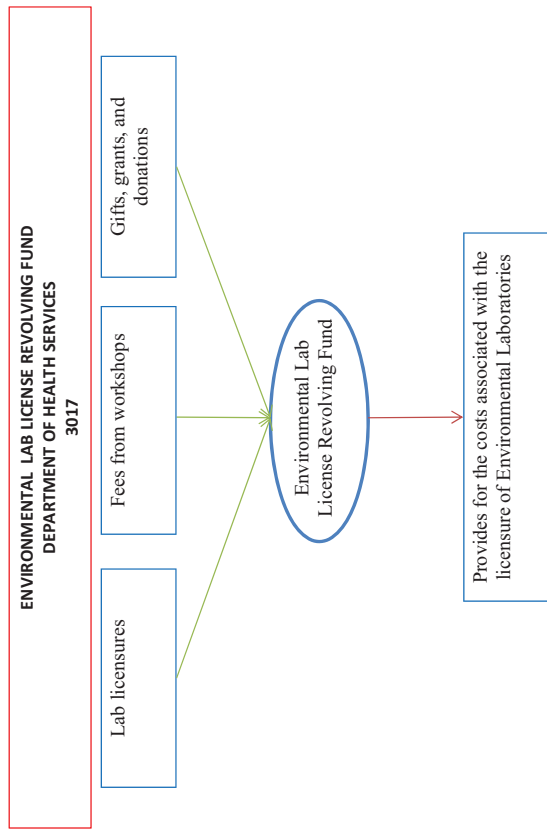
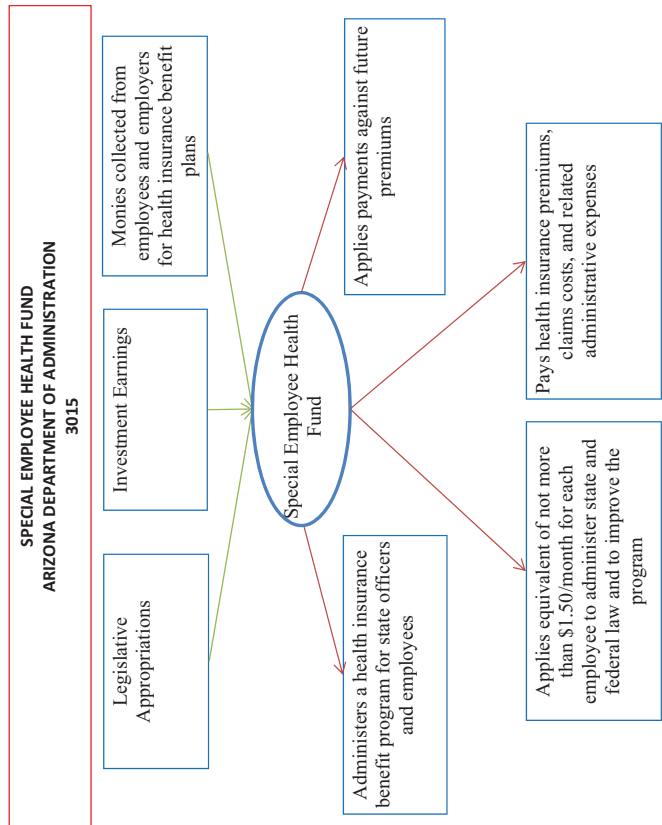
ARIZONA ARTS TRUST FUND
3014

1/3 of the Corporation Commission's Filing Fees for the annual report of domestic and foreign corporations

Monies earned from investment

Arizona Arts Trust Fund

Awards grants to individuals and organizations that promote the arts



RECEIVERSHIP REVOLVING FUND
STATE DEPARTMENT OF FINANCIAL INSTITUTIONS
3023

Fees in receiverships in which the superintendent was the receiver

Banking Department Revolving Fund Transfers

Receivership Revolving Fund

May be used to pay any cost by the department as long as the superintendent was the receiver

DEPARTMENT OF JUVENILE CORRECTIONS FUND
DEPARTMENT OF JUVENILE CORRECTIONS
3024

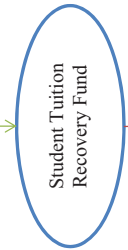
Federal and private grants or other gifts and property

Department of Juvenile Corrections Fund

Used on warrants drawn by the Department of Administration

STUDENT TUITION RECOVERY FUND
STATE BOARD FOR PRIVATE POSTSECONDARY EDUCATION
3027

A \$10 per student assessment against private postsecondary institutions



Compensates students who are injured by such institutions

STATE CHARITABLE, PENAL AND REFORMATORY LAND FUND
DEPARTMENT OF JUVENILE CORRECTIONS
3029

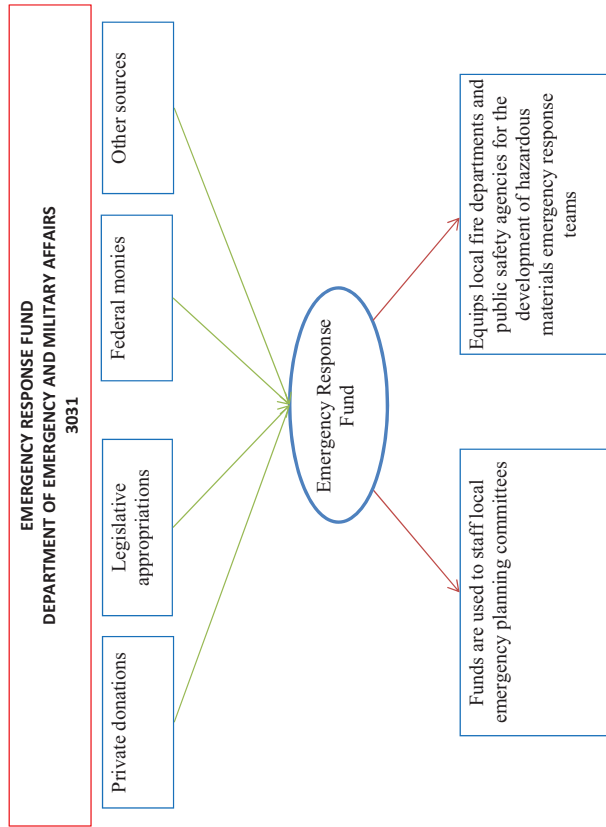
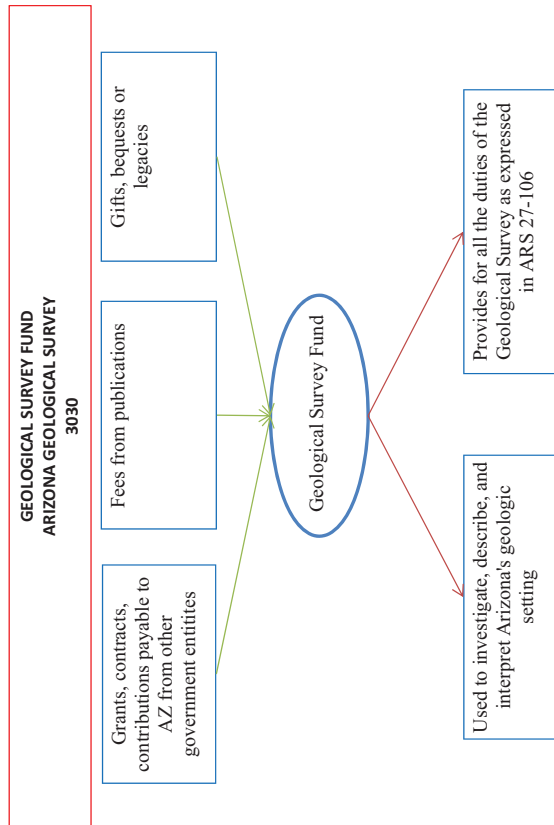
The proceeds of all lands granted to this state by the United States for the respective purposes named

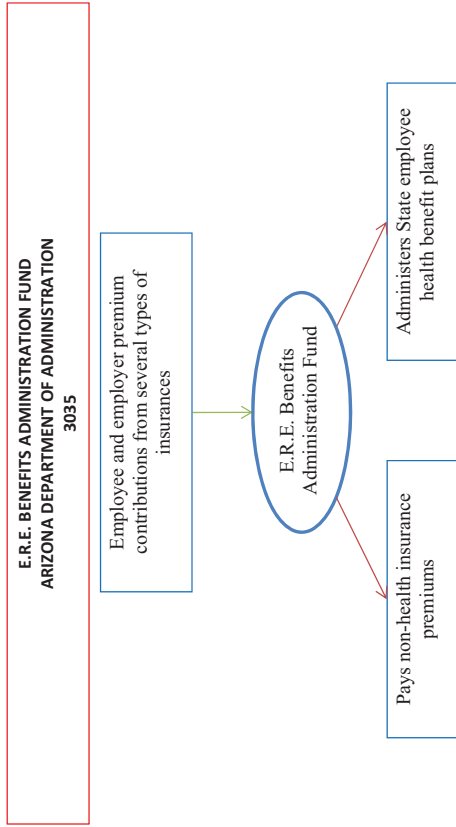
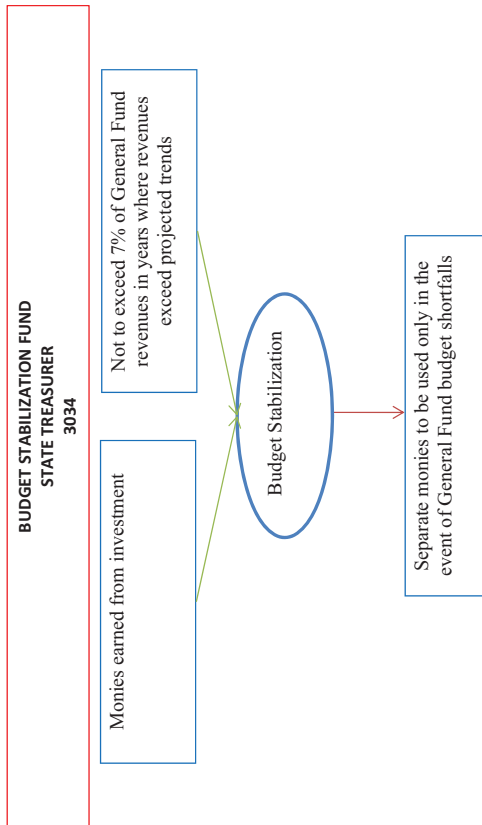
All property donated by individuals for such purposes unless otherwise specified

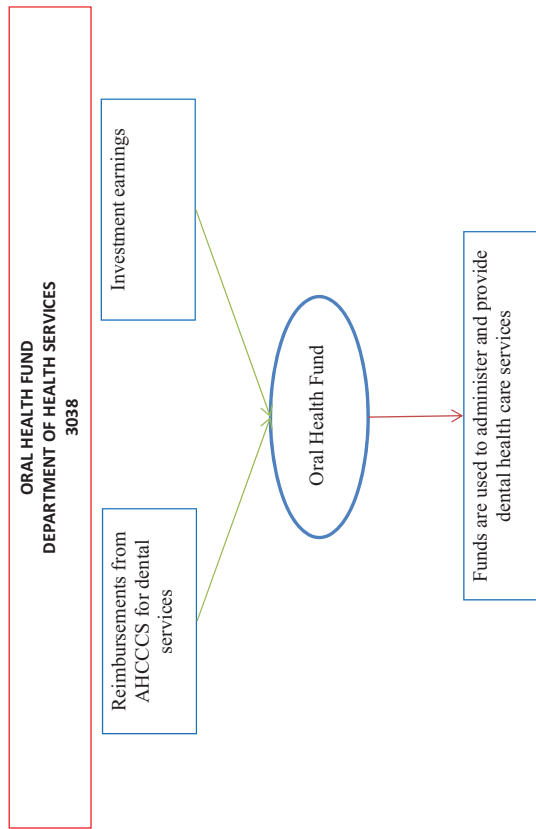
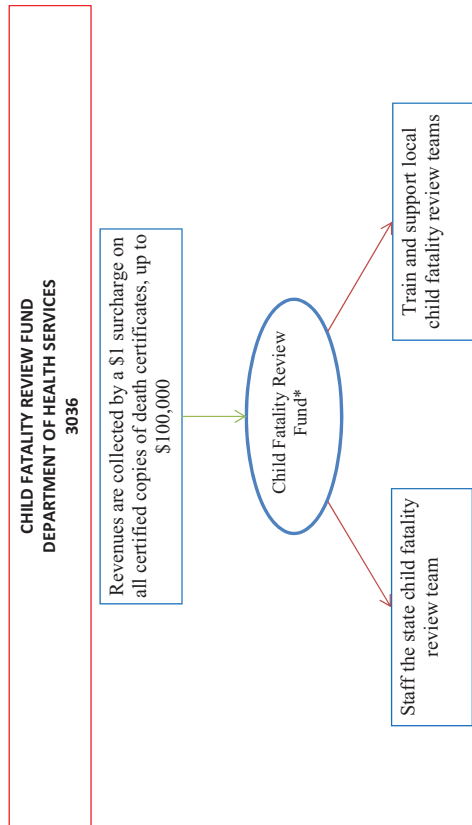
The sale of timber, mineral, gravel or other natural products or property from lands granted or donated



Supports the state's juvenile institutions and reformatories

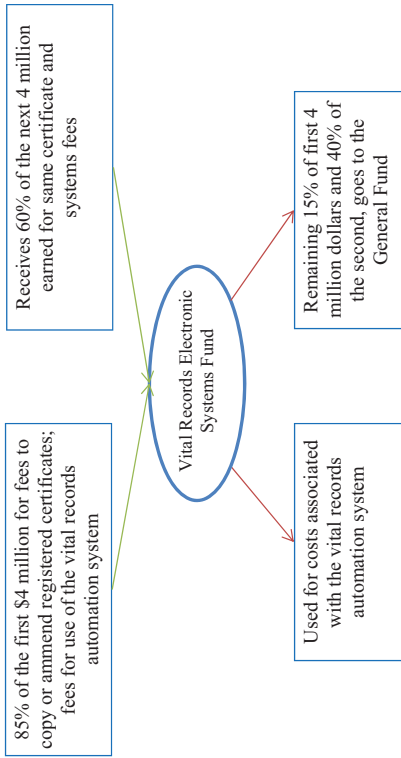




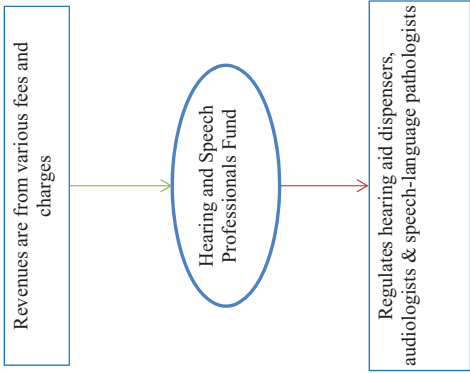


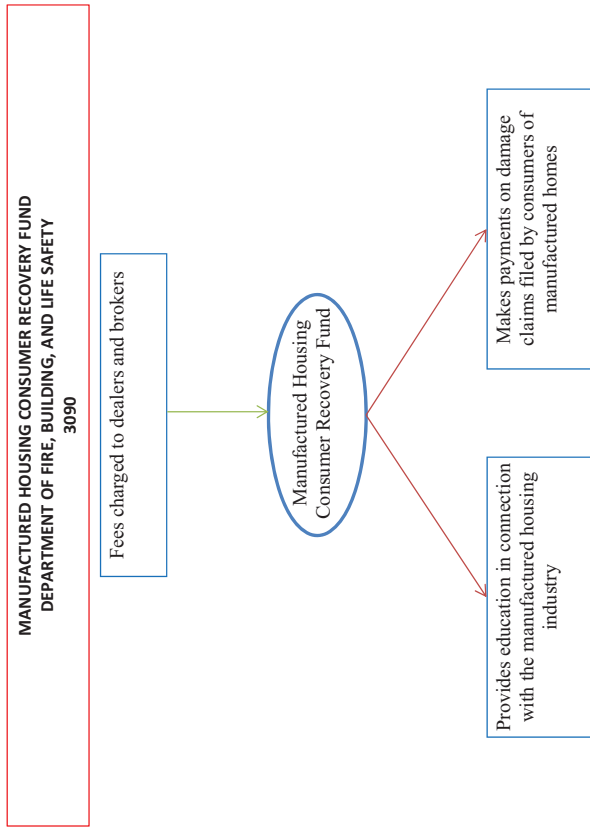
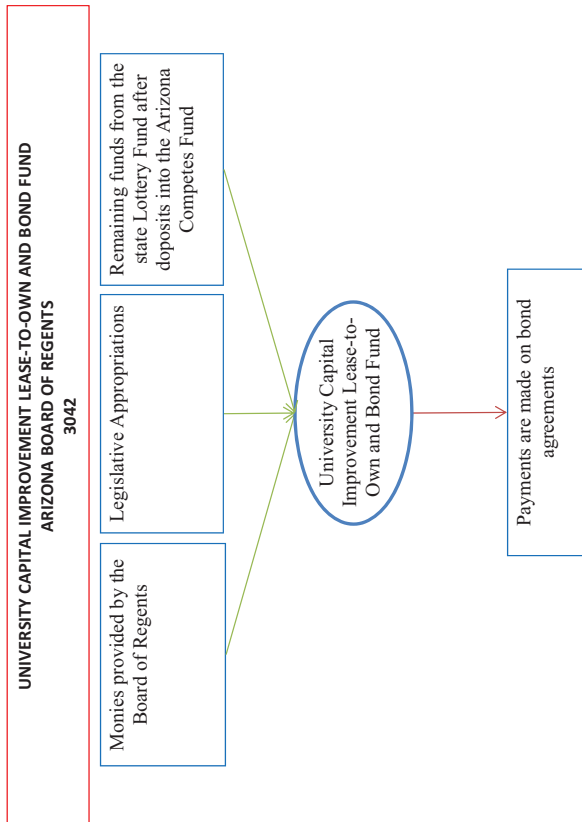
* Any amount above \$100,000 will be transferred to the Child Abuse Prevention Fund (DES)

VITAL RECORDS ELECTRONIC SYSTEMS FUND
DEPARTMENT OF HEALTH SERVICES
3039

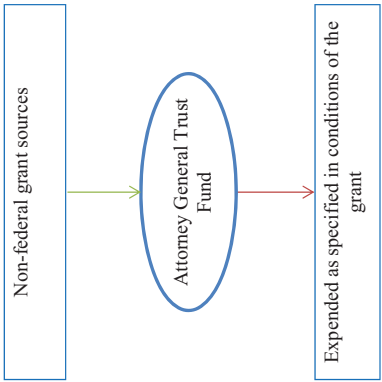


HEARING AND SPEECH PROFESSIONALS FUND
DEPARTMENT OF HEALTH SERVICES
3041

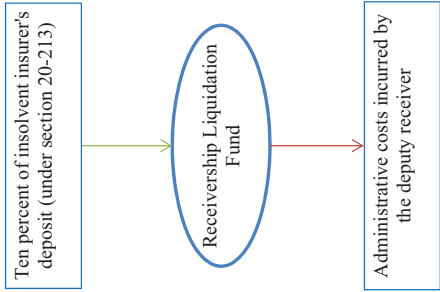


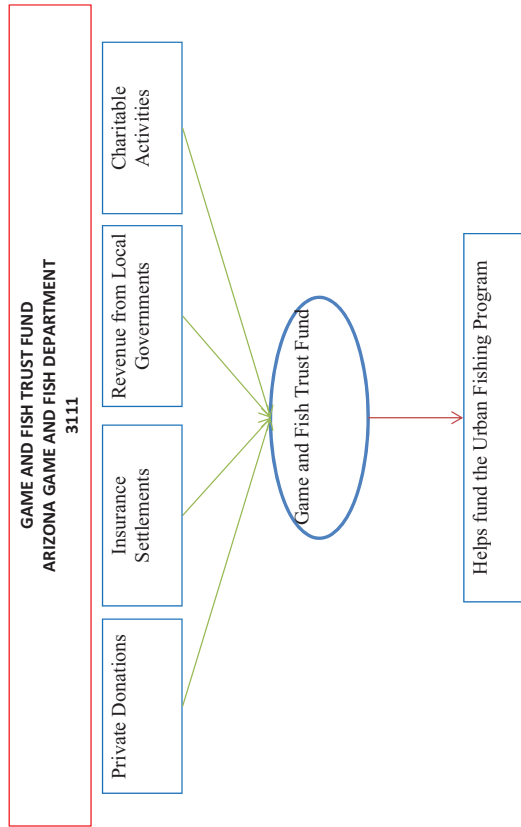
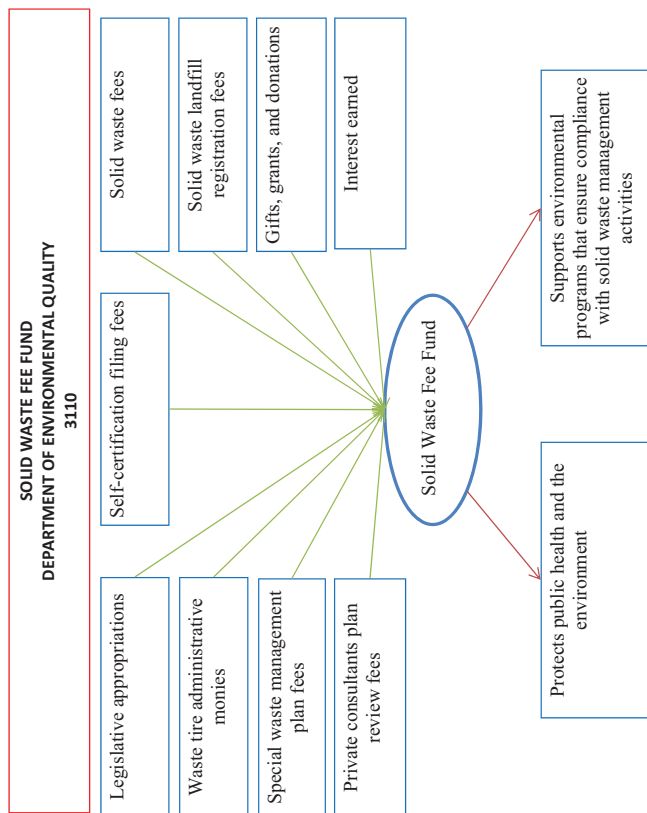


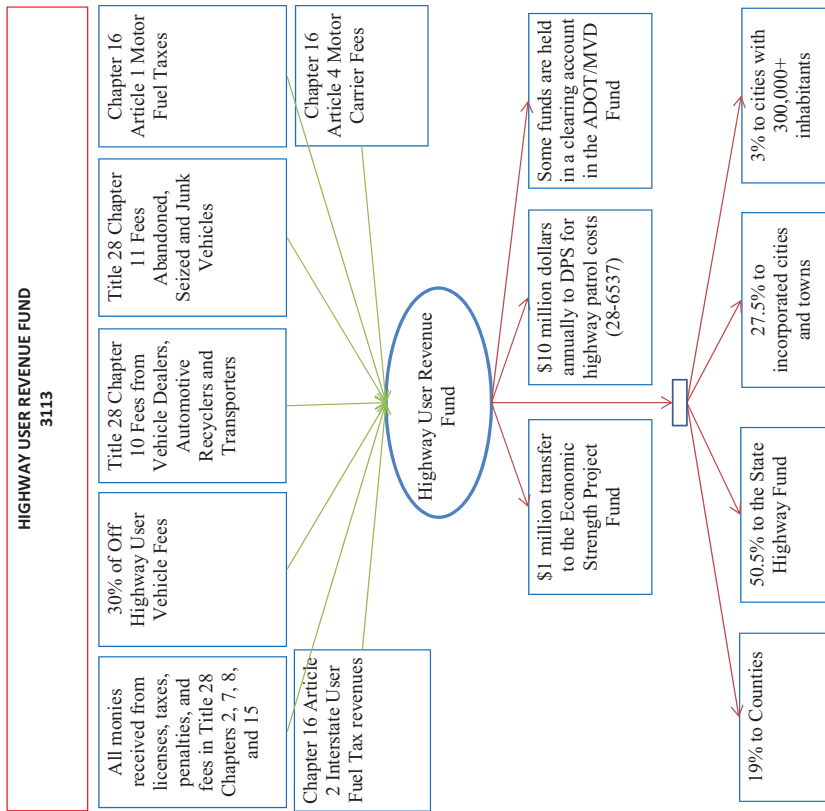
ATTORNEY GENERAL TRUST FUND
ATTORNEY GENERAL - DEPARTMENT OF LAW
3102



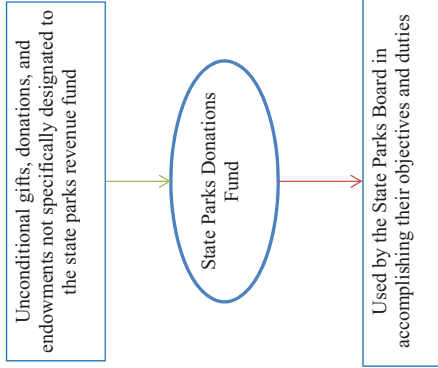
RECEIVERSHIP LIQUIDATION FUND
DEPARTMENT OF INSURANCE
3104







STATE PARKS DONATION FUND
STATE PARKS BOARD
3117



REAL ESTATE RECOVERY FUND
DEPARTMENT OF REAL ESTATE
31.19

Revenues are from applications for a real estate license or a cemetery broker's certificate

Real Estate Recovery Fund

Used on behalf of persons aggrieved by any act, transaction or conduct of a licensed real estate or cemetery broker or salesperson that violates the law

THE ARIZONA STATE HOSPITAL FUND
DEPARTMENT OF HEALTH SERVICES
31.20

Title XIX reimbursements

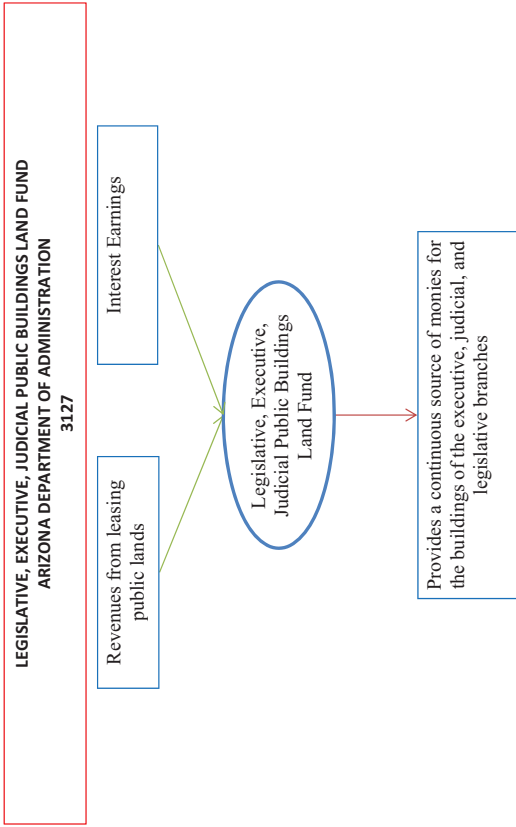
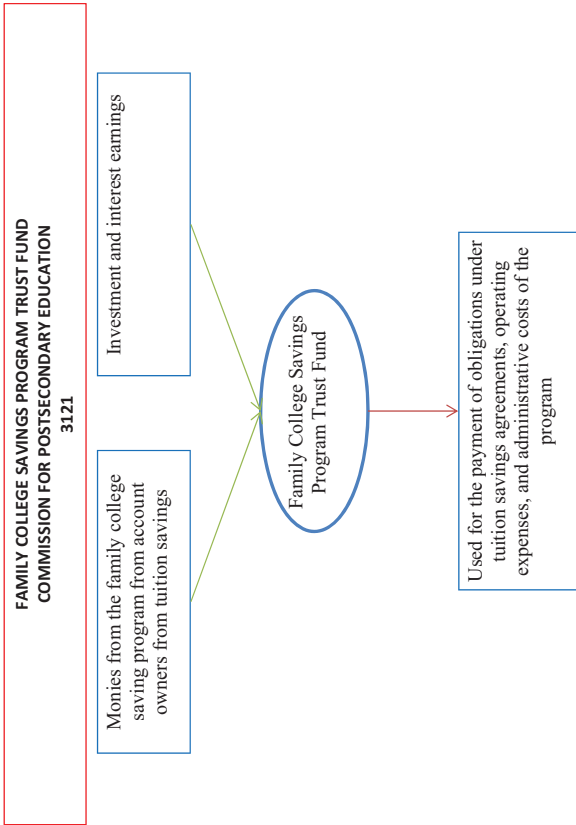
Restoration to Competency Revenues

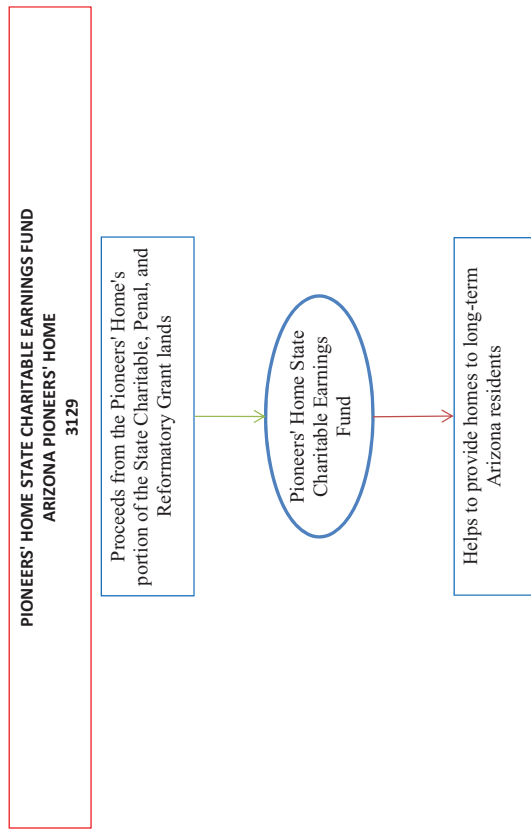
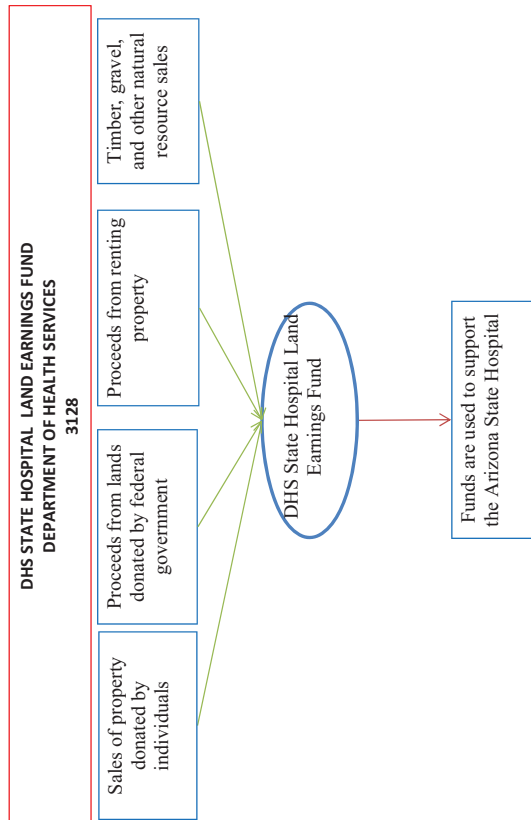
Collections from the Regional Behavioral Health Authorities

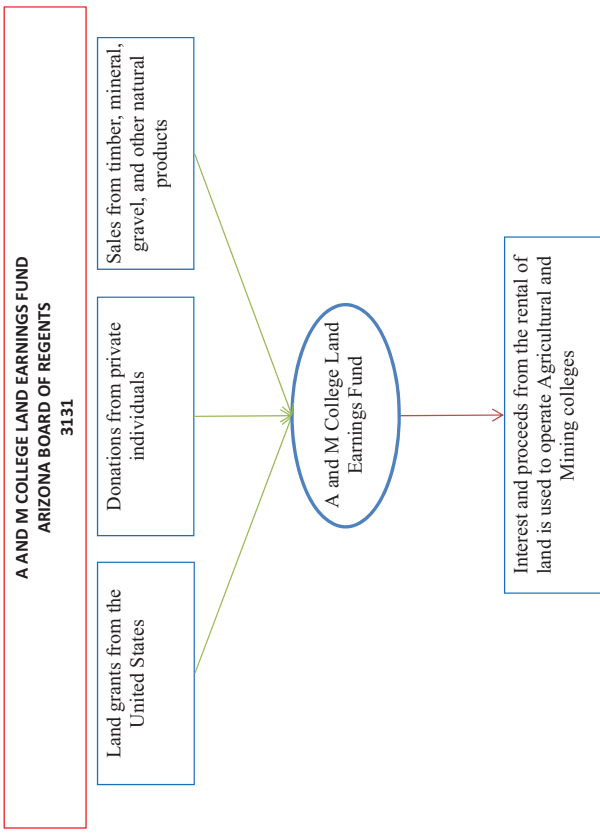
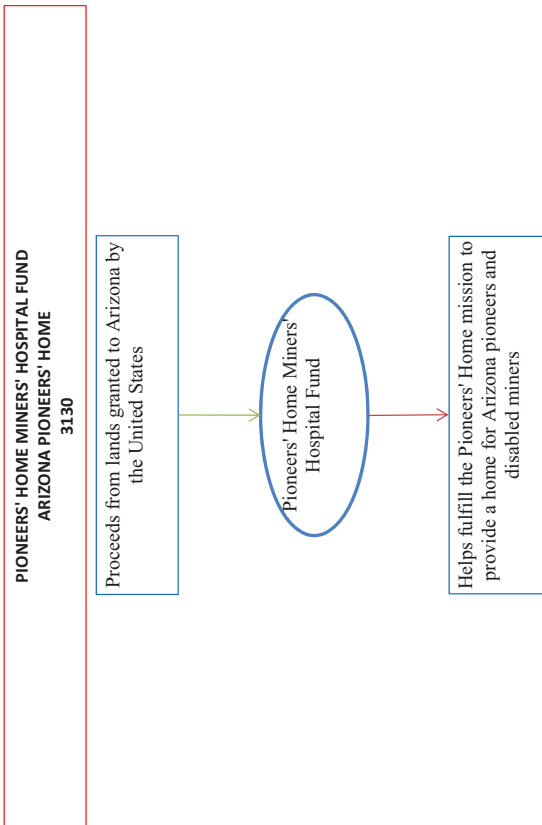
The Arizona State Hospital Fund

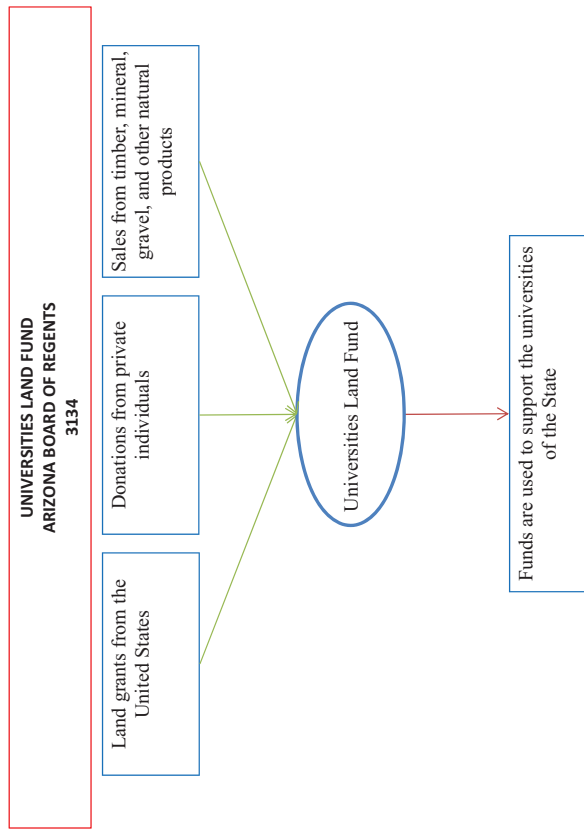
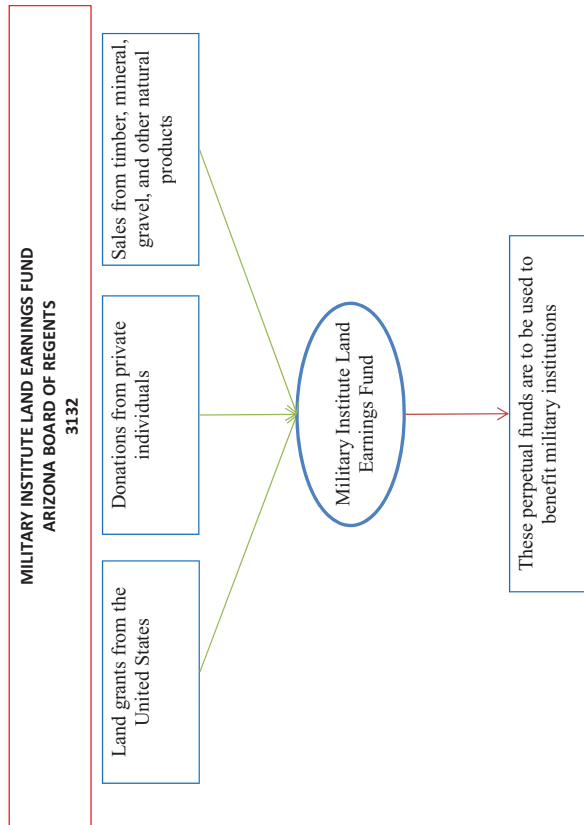
Used for the treatment of patients at the Arizona State Hospital

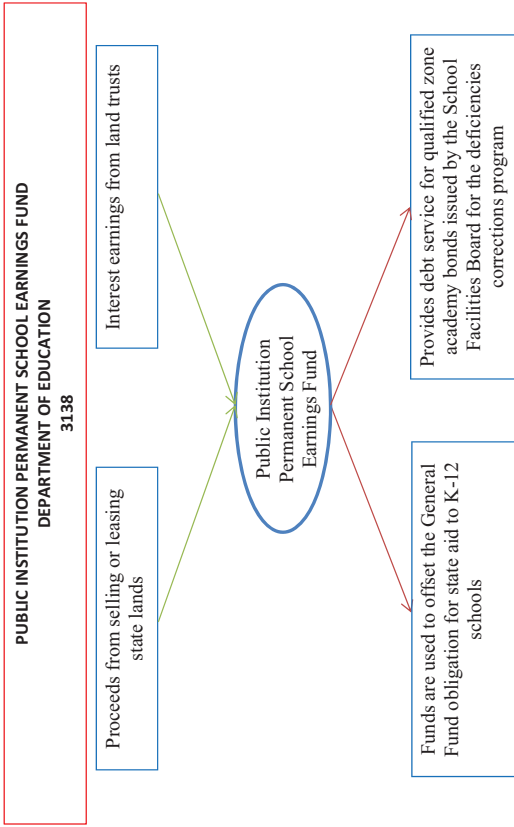
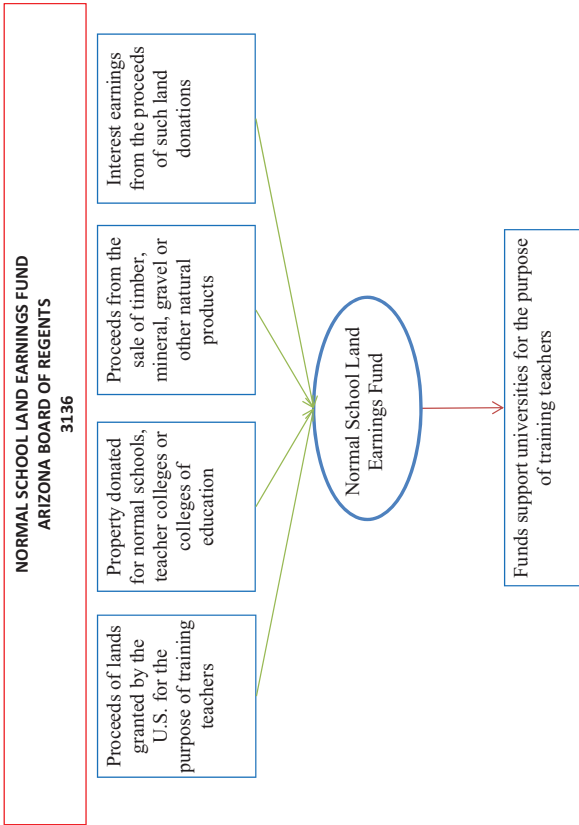
Community Placement Services











PENITENTIARY LAND EARNINGS FUND
DEPARTMENT OF CORRECTIONS
3140

Revenue from the expendable earnings of the State Land Trust

Private donations and the sale of natural resources on designated lands

Penitentiary Land Earnings Fund

Used for the support of state prisons

STATE CHARITABLE, PENAL AND REFORMATORY LAND EARNINGS FUND
DEPARTMENT OF CORRECTIONS
3141

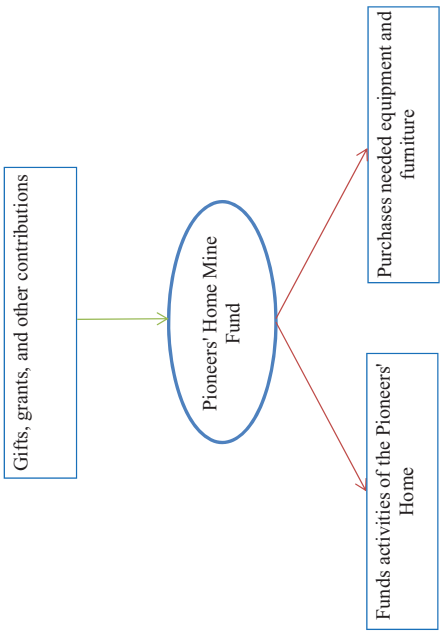
Proceeds from the sale of timber, mineral, gravel or other natural products or property

Proceeds of lands granted to Arizona by the United States and individuals

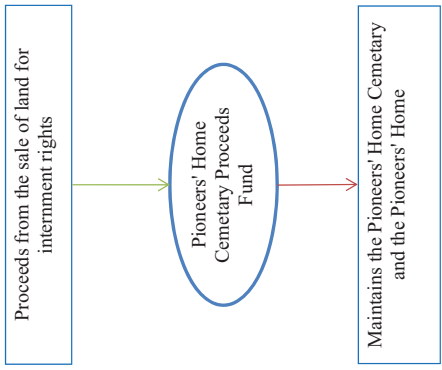
State Charitable, Penal & Reformatory Institutions Land Earnings Fund

Used for the benefit of institutions of the department (the support of state prisons)

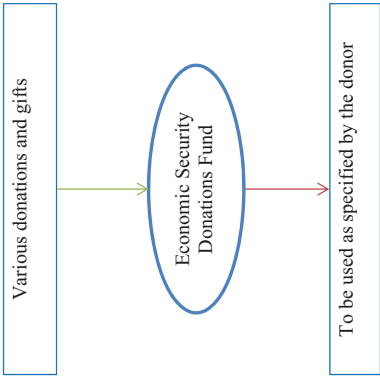
PIONEERS' HOME MINE FUND
ARIZONA PIONEERS' HOME
31.43



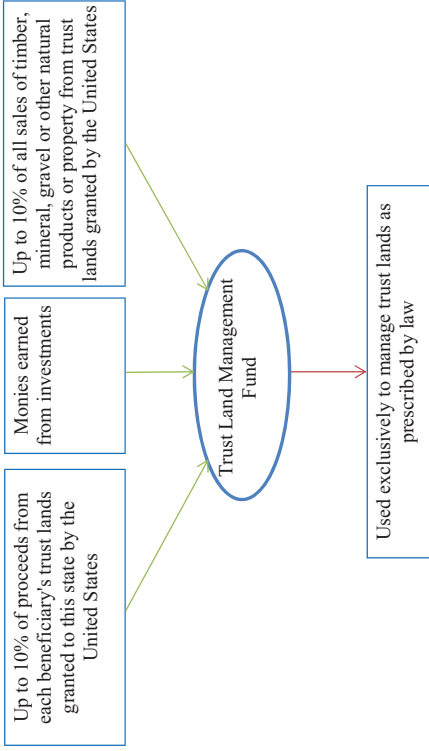
PIONEERS' HOME CEMETARY PROCEEDS FUND
ARIZONA PIONEERS' HOME
31.44



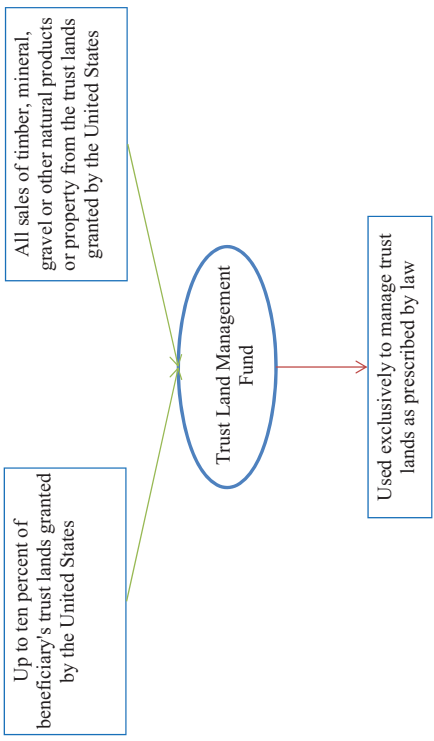
ECONOMIC SECURITY DONATIONS FUND
DEPARTMENT OF ECONOMIC SECURITY
31.45



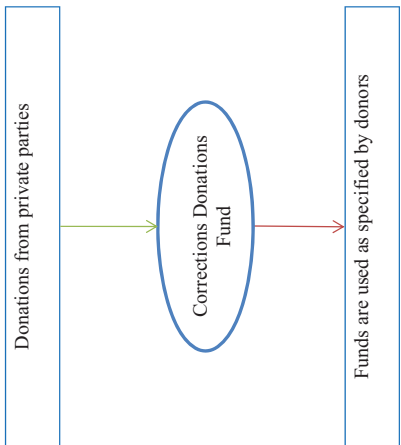
TRUST LAND MANAGEMENT FUND
DEPARTMENT OF ECONOMIC SECURITY
31.46



TRUST LAND MANAGEMENT FUND
STATE LAND DEPARTMENT
3146LDA

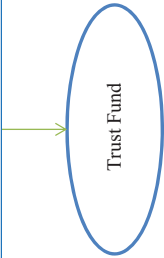


CORRECTIONS DONATIONS FUND
DEPARTMENT OF CORRECTIONS
3147



**TRUST FUND
ARIZONA STATE SCHOOLS FOR THE DEAF AND THE BLIND
31.48**

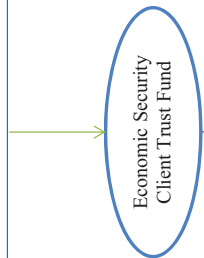
Trust interest earnings allocated by the Board of Directors School For the Deaf and the Blind



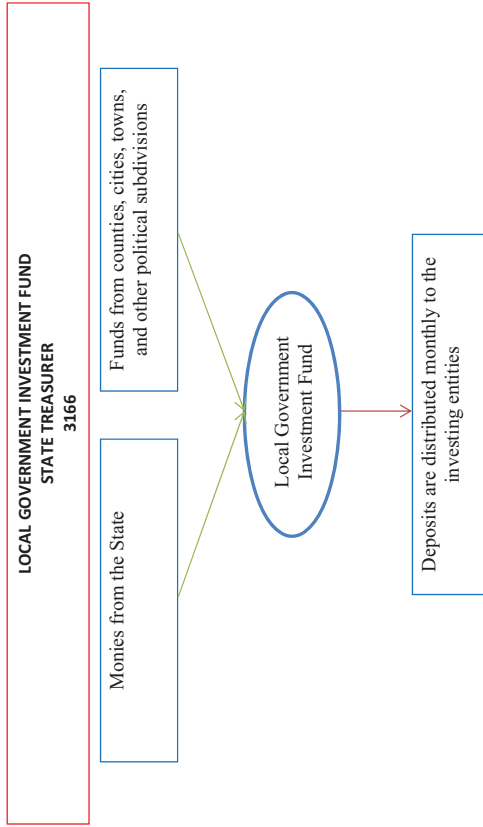
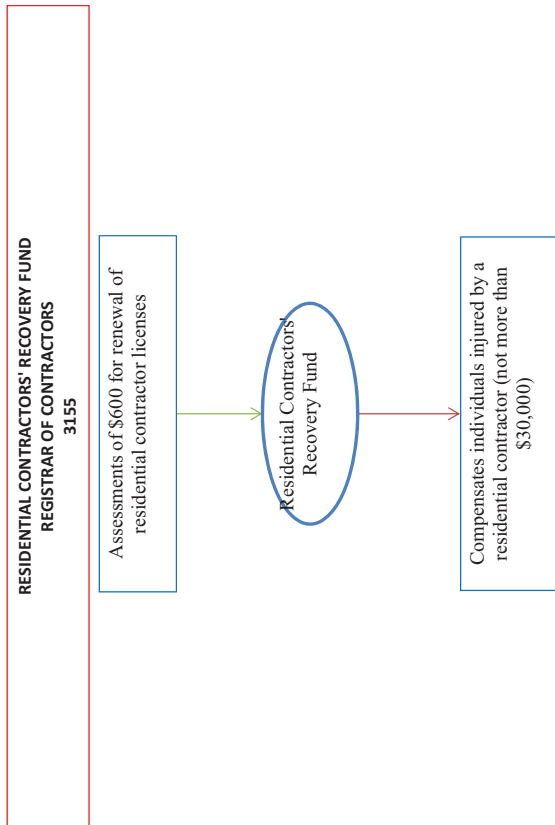
Provides services offered at schools that are not statutorily required or not available through federal or state appropriation

**ECONOMIC SECURITY CLIENT TRUST FUND
DEPARTMENT OF ECONOMIC SECURITY
31.52**

Fund consists of benefits payable to a client in the Department's custody (primarily social security payments)



Funds are used to reimburse the Department for the cost of care for the client



OIL OVERCHARGE FUND
OFFICE OF THE GOVERNOR
3171

Money received by the state as the result of oil overcharge settlements



Energy related loans and grants

Funds projects designed to promote energy development and conservation

LOTTERY PRIZE FUND
ARIZONA STATE LOTTERY COMMISSION
3179

Not less than 50% of the total annual revenues accruing from the sale of lottery tickets



To award prize winners

*Note:
30% of all unclaimed prize money after a 180 day period is deposited in the court appointed special advocate fund (A.R.S. 8-524)

COURT ORDERED TRUST FUND
ATTORNEY GENERAL - DEPARTMENT OF LAW
31.80AGA

Settlement and court ordered restitution monies



Funds are disbursed according to settlement agreements

COURT ORDERED TRUST FUND
CORPORATION COMMISSION
31.80CCA

Restitution funds from security law violations



Funds are invested with the State Treasurer and periodically given to investors

**CORRECTIONS FUND
DEPARTMENT OF CORRECTIONS
3187**

Usage fees paid by inmates for the use of phones and other services



Provides services (such as telephone use) to inmates

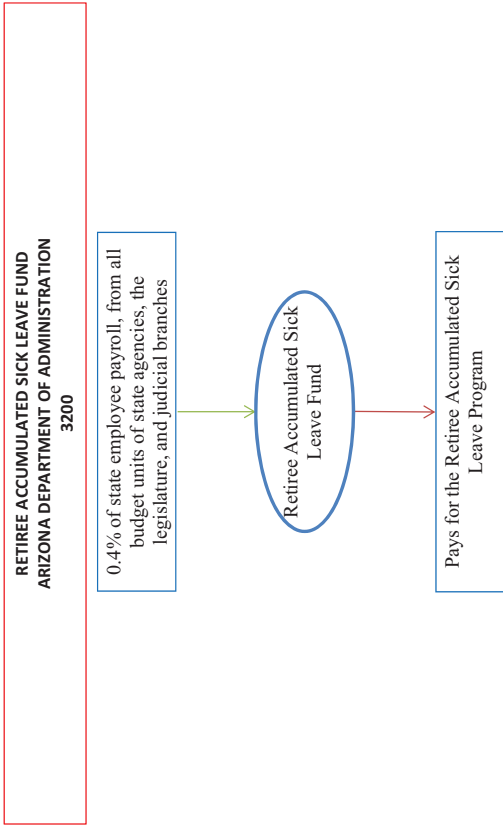
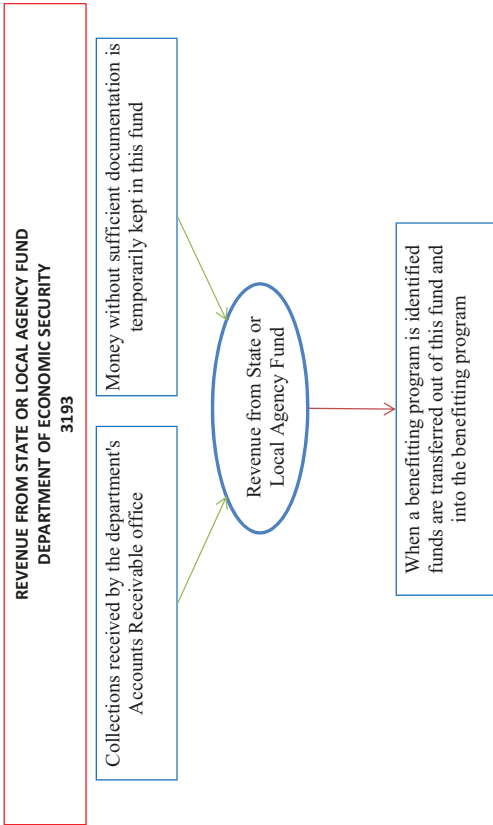
Pays costs of a telephonic victim notification system

**COMMERCE DONATIONS FUND
COMMERCE AUTHORITY
3189**

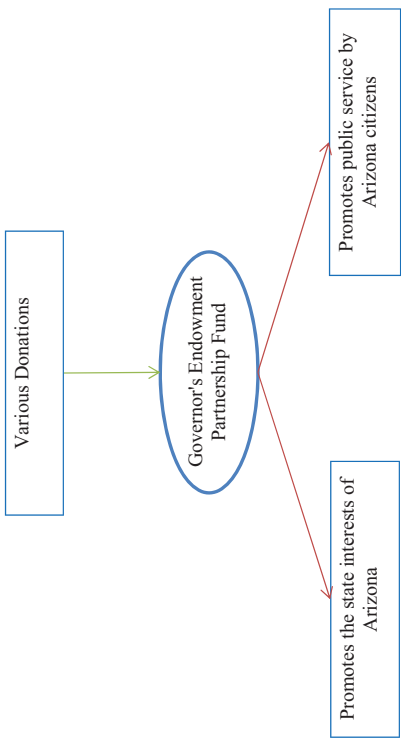
Donations from the private sector and there interest earned from donations



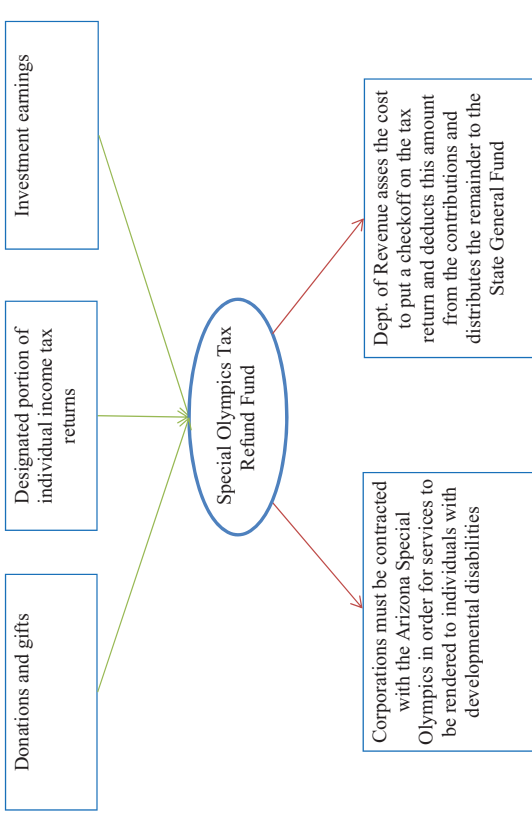
To be used according to grant/donor specifications

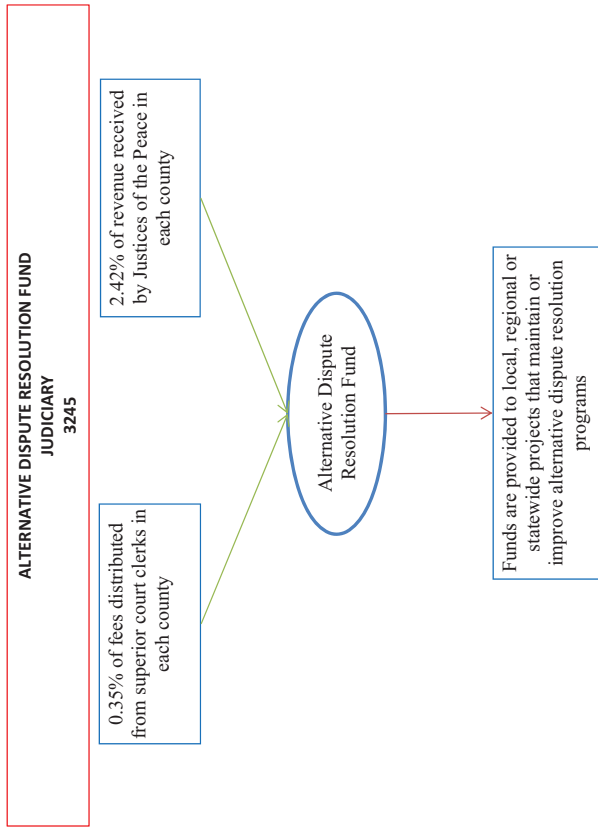
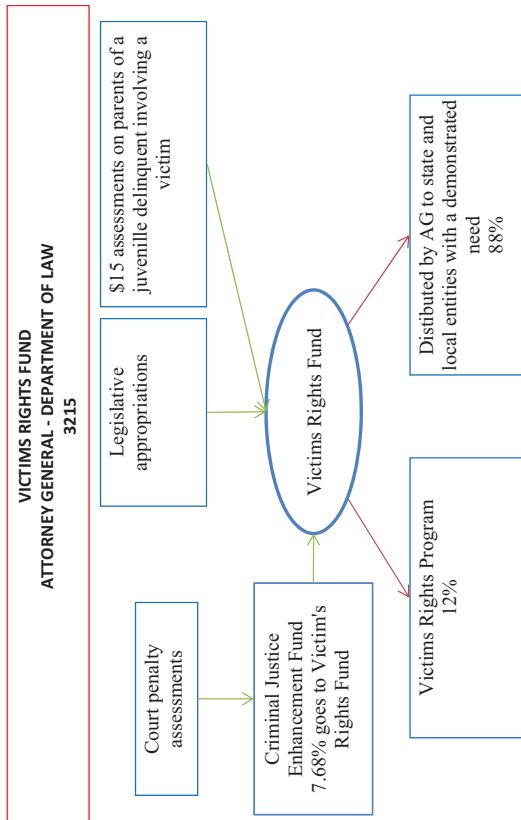


GOVERNOR'S ENDOWMENT PARTNERSHIP FUND
OFFICE OF THE GOVERNOR
 3206

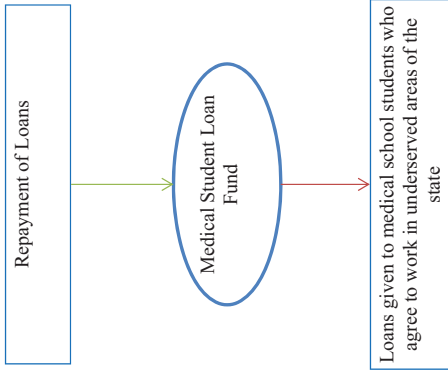


SPECIAL OLYMPICS FUND
DEPARTMENT OF ECONOMIC SECURITY
 3207

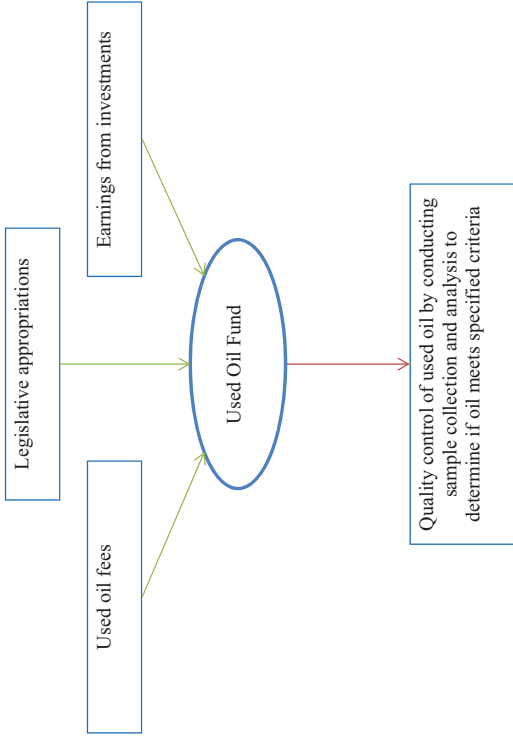


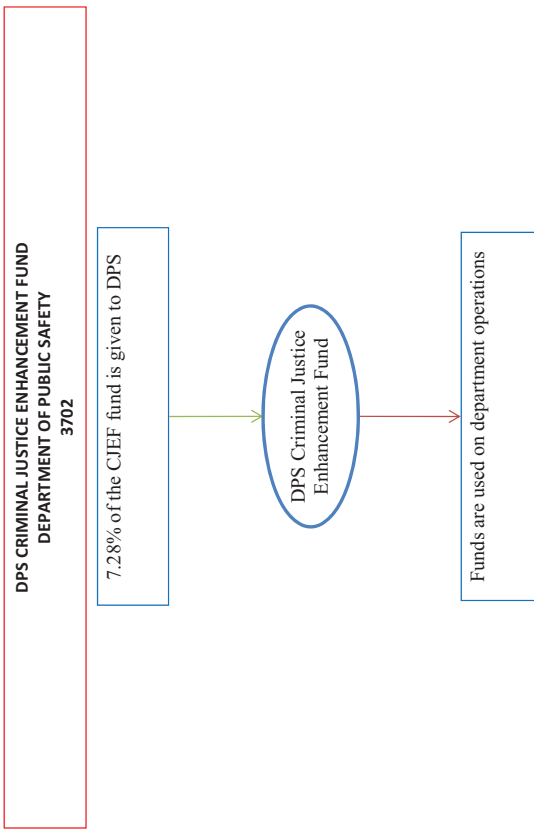
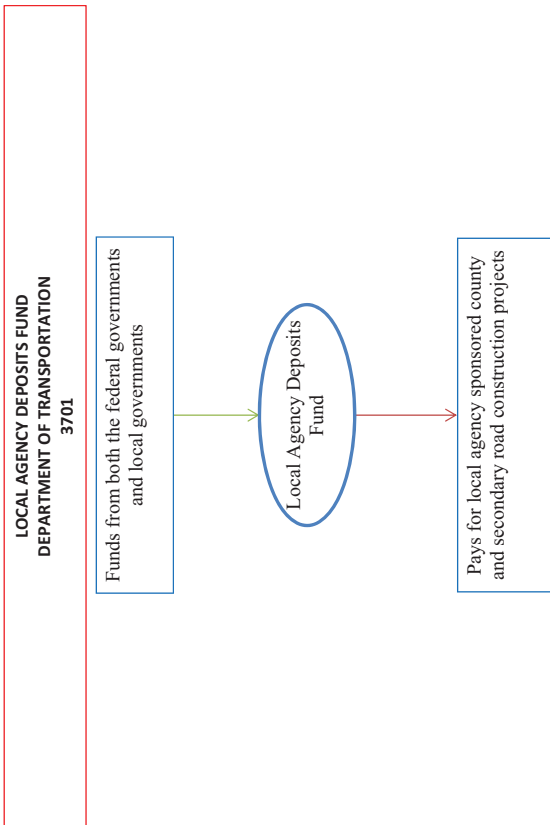


MEDICAL STUDENT LOAN FUND
DEPARTMENT OF HEALTH SERVICES
3306



USED OIL FUND
DEPARTMENT OF ENVIRONMENTAL QUALITY
3500





GAME AND FISH SPECIAL STAMP COLLECTION FUND-FOR CA
ARIZONA GAME AND FISH DEPARTMENT

3/709

The handling of licenses and special use permits on shared waters with California

Game and Fish Special Stamp Collection Fund-for CA

By April 30 of each year both states will make an audit report and remit the appropriate sales to the other state

GAME AND FISH KAIBAB CO-OP FUND
ARIZONA GAME AND FISH DEPARTMENT

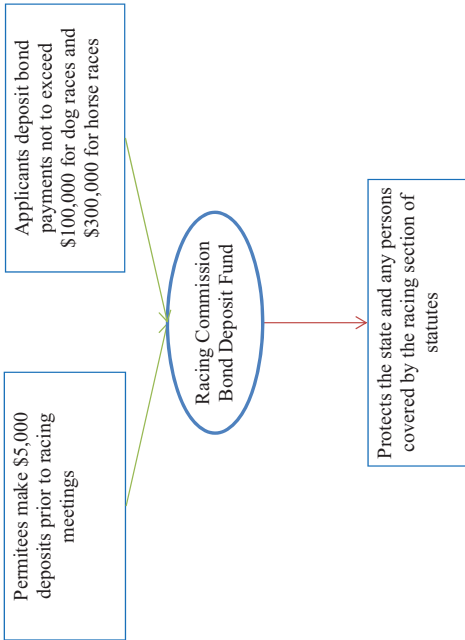
3/714

Sales of the Kaibab habitat management stamp

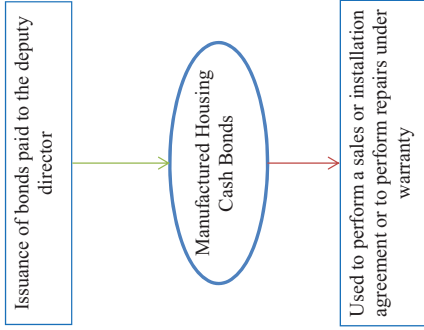
Game and Fish Kaibab Co-op Fund

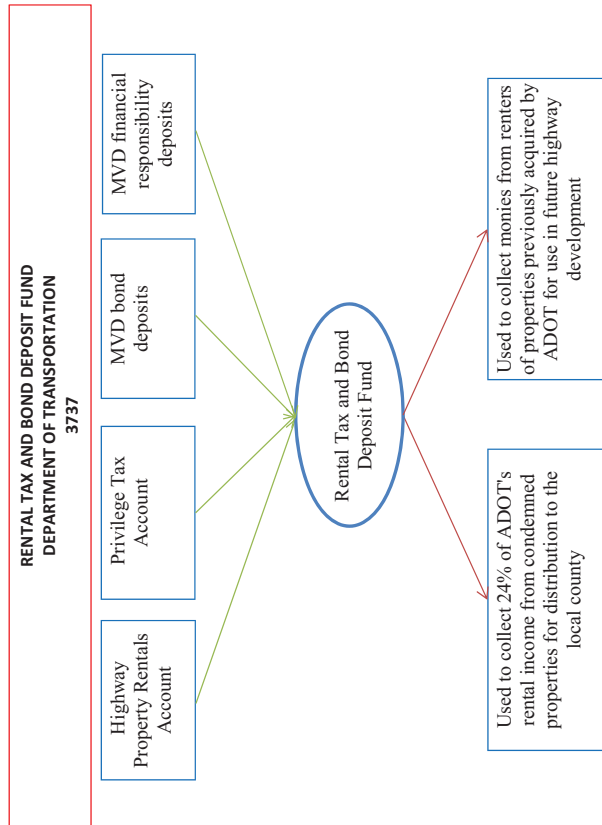
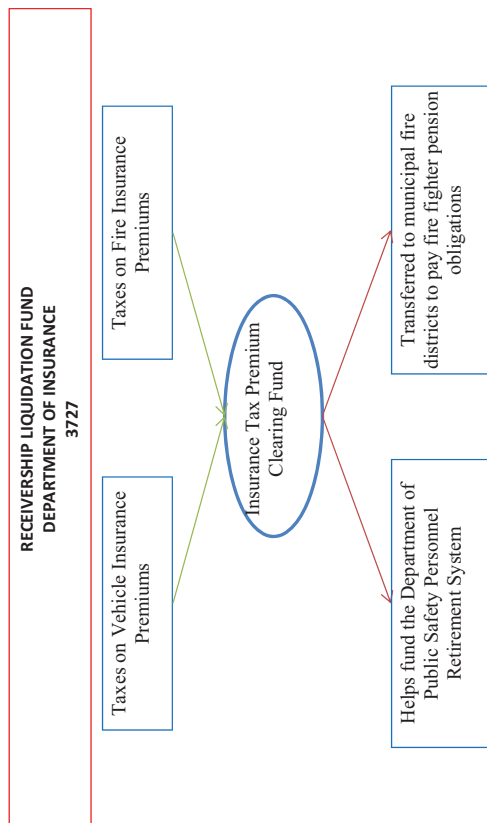
Used by the U.S. Forest Service to provide wildlife habitat management on the Kaibab Plateau

RACING COMMISSION BOND DEPOSIT FUND
ARIZONA DEPARTMENT OF RACING
3720



MANUFACTURED HOUSING CASH BONDS
DEPARTMENT OF FIRE, BUILDING, AND LIFE SAFETY
3722





ESCHEATED ESTATES FUND
DEPARTMENT OF REVENUE
3745


Proceeds of escheated property are sold at public auction and deposited into the fund



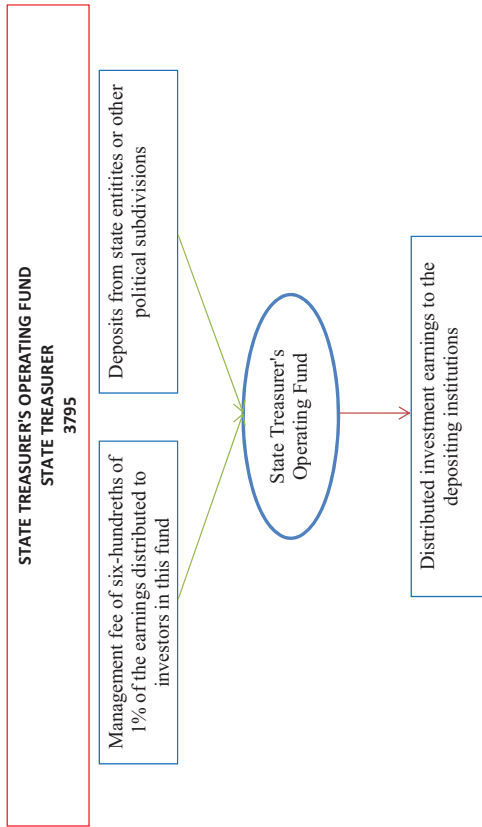
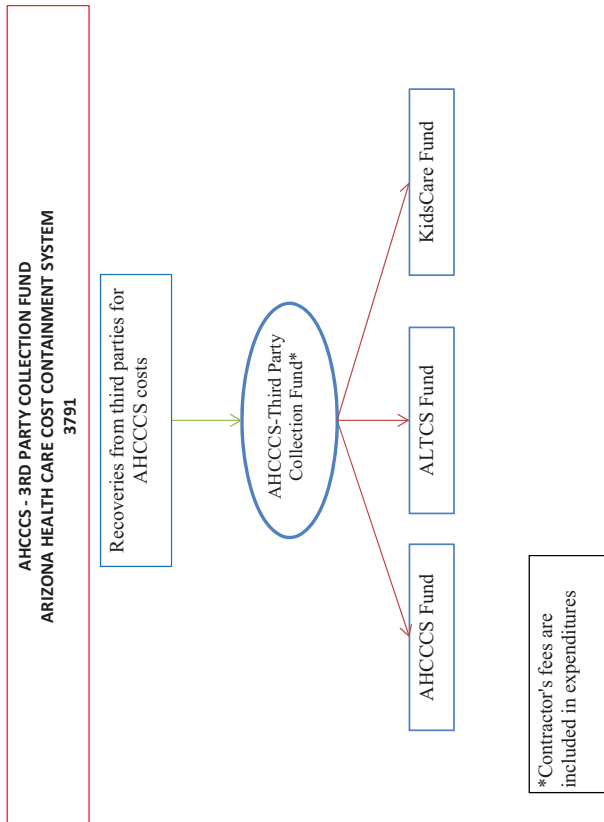
Used to pay claims of the proceeds (After 12 months funds are deposited in the Permanent State School Fund)

RISK MANAGEMENT INSURANCE REIMBURSEMENT FUND
DEPARTMENT OF CORRECTIONS
3748

Risk management reimbursements (from ADOA)



Used to recover from losses incurred by the Department of Correction's property



RAILROAD CORRIDOR ACQUISITION FUND
DEPARTMENT OF TRANSPORTATION
3803

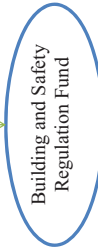
Proceeds received from the sale and delivery of the bonds for the Highway Bond Proceeds Fund



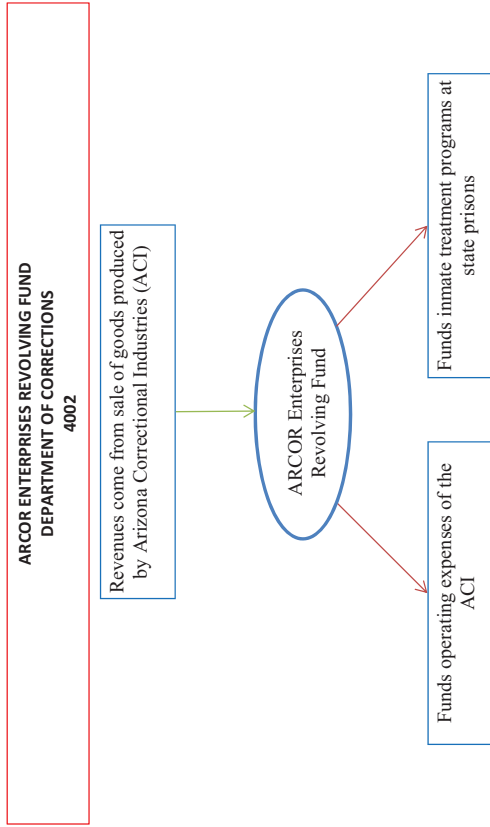
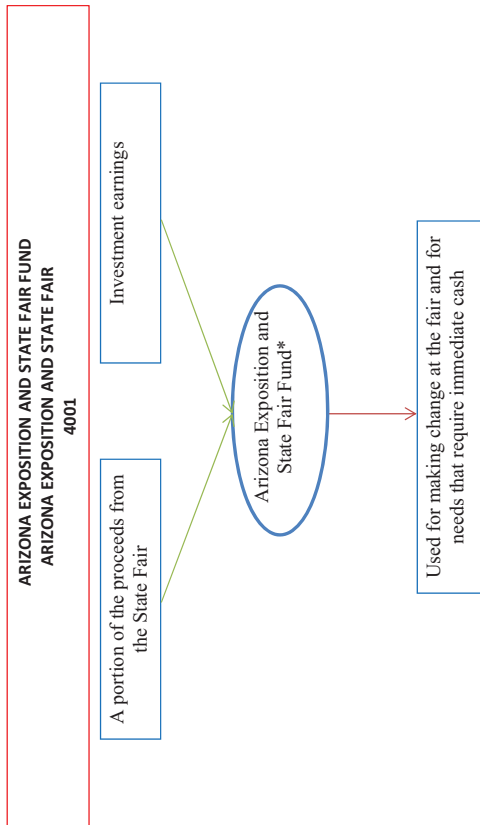
Spent on any lawful purpose not inconsistent with the resolution(s) authorizing the bonds

BUILDING AND SAFETY REGULATION FUND
DEPARTMENT OF FIRE, BUILDING, AND LIFE SAFETY
3838

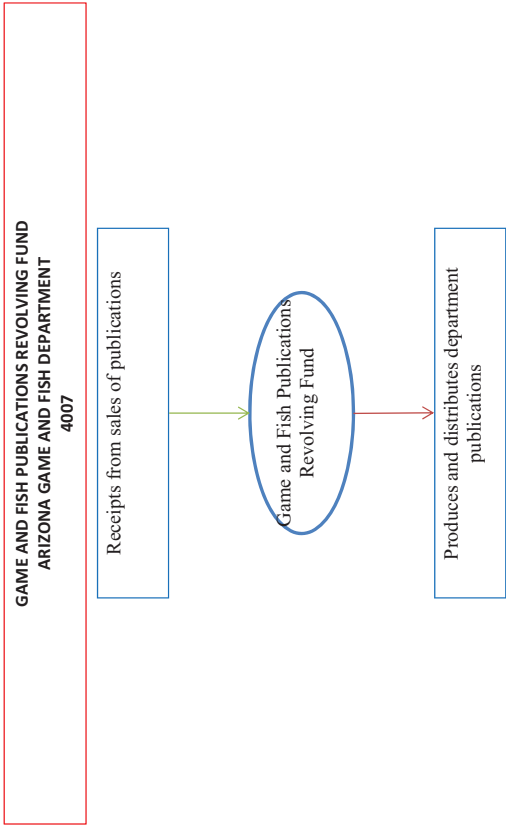
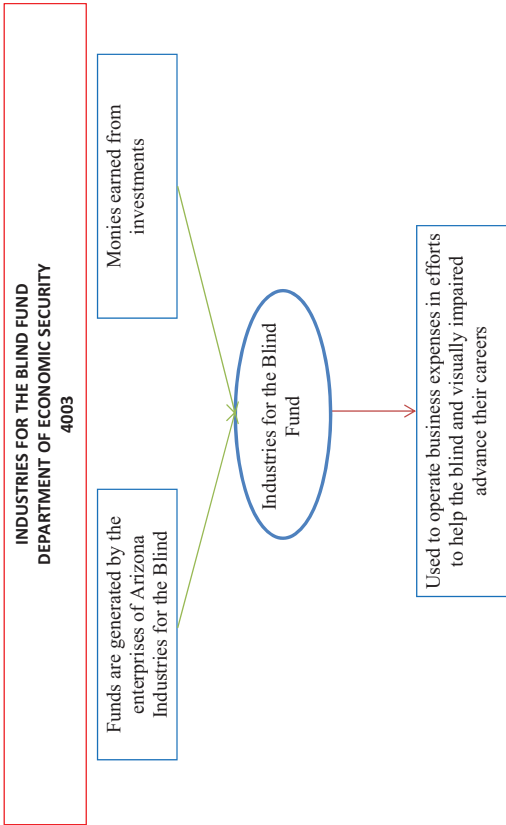
Licensing permits and inspection fees from State Fire Marshal and Office of Manufactured Housing



Monies in the fund are used to operate the Manufactured Homes and State Fire Marshal programs




*Monies from this fund do not revert back to the General Fund. The Fund's balance cannot exceed \$20,000 except for the period of October 1 to November 30 when the fund cannot exceed \$50,000.



**FEDERAL ECONOMIC RECOVERY FUND
DEPARTMENT OF STATE, SECRETARY OF STATE
4008**

Sales of merchandise from the Department's Gift Shop at the Capitol Museum



Proceeds are used to purchase additional merchandise and cover operation costs

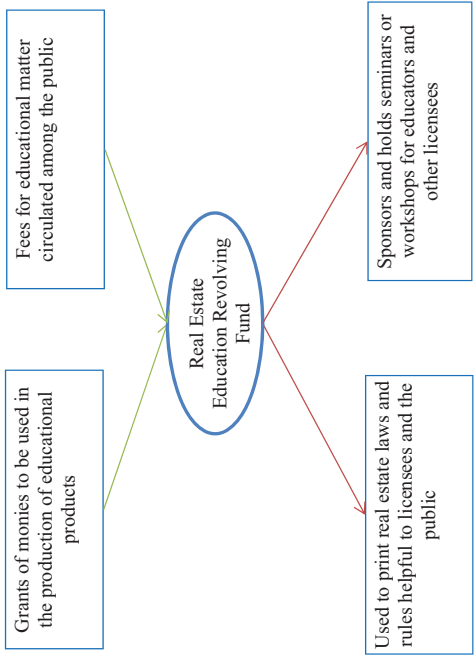
**RESOURCE ANALYSIS REVOLVING FUND
STATE LAND DEPARTMENT
4009**

Monies received from the Resource Analysis Division (from the sale of department-provided GIS products)

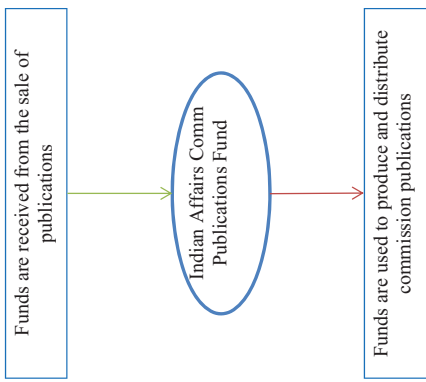


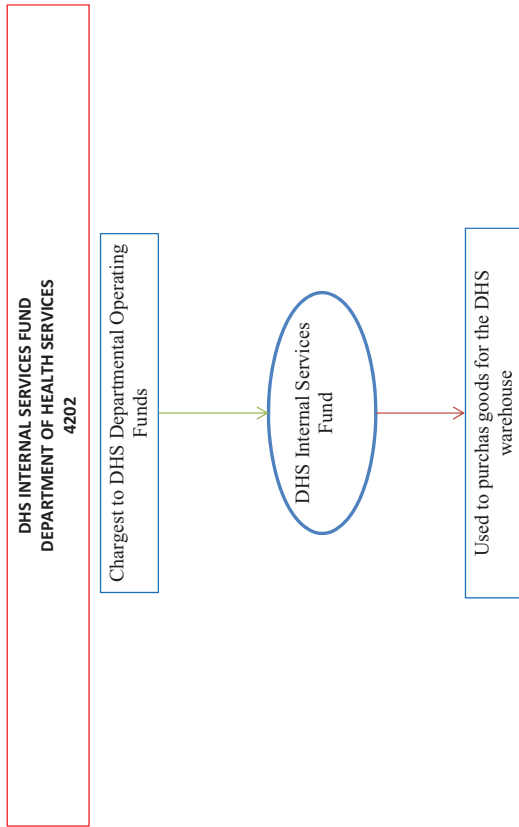
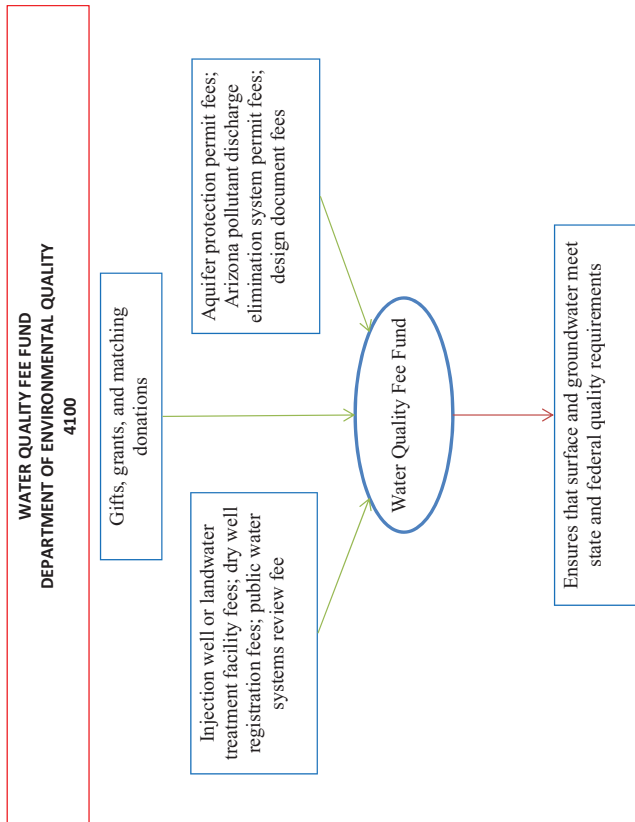
Supports state's GIS system (equipment, software and supplies, contract services, maps, maintenance, and training)

REAL ESTATE EDUCATION REVOLVING FUND
DEPARTMENT OF REAL ESTATE
4011




INDIAN AFFAIRS COMMUNICATION PUBLICATIONS FUND
ARIZONA COMMISSION OF INDIAN AFFAIRS
4013





MOTOR POOL REVOLVING FUND
ARIZONA DEPARTMENT OF ADMINISTRATION
4204

Charges to agencies for the use of motor pool vehicles



Funds acquire, maintain, and coordinate state motor pool vehicles

SPECIAL SERVICES FUND
4208

Charges to agencies for centralized services



General services provided (e.g. office supplies printing)

Funds above \$250,000 at end of Fiscal Year revert back to the General Fund

DOE INTERNAL SERVICES FUND
DEPARTMENT OF EDUCATION
4209

Receives the federal cost allocation monies for the Arizona Department of Education



Used to support the administrative costs associated with federal programs

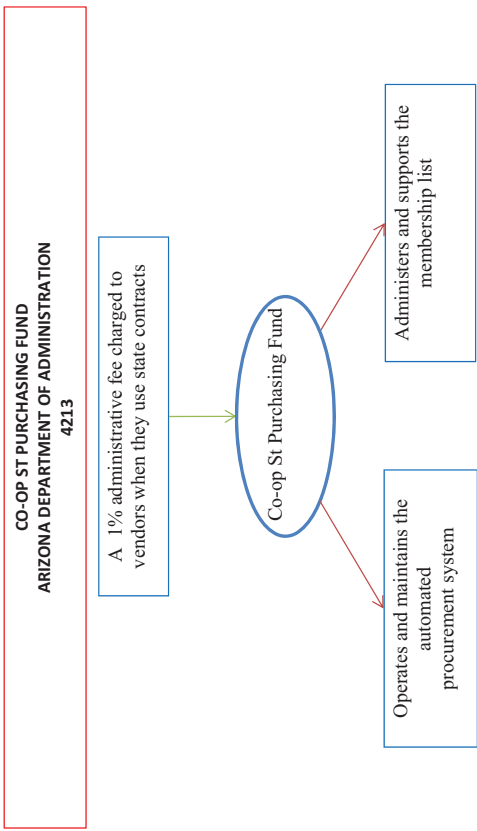
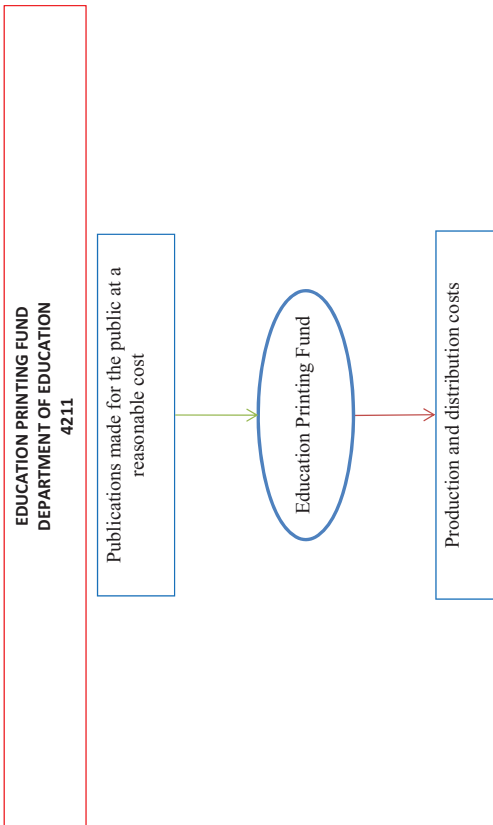
EDUCATION COMMODITY FUND
DEPARTMENT OF EDUCATION
4210

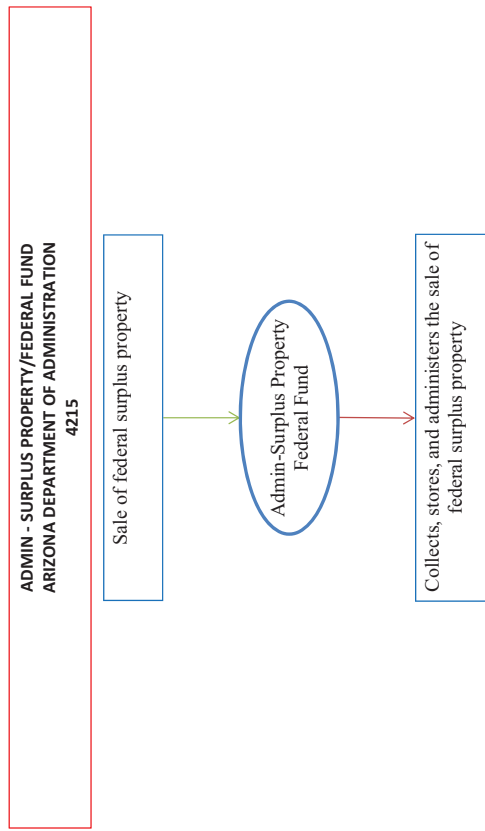
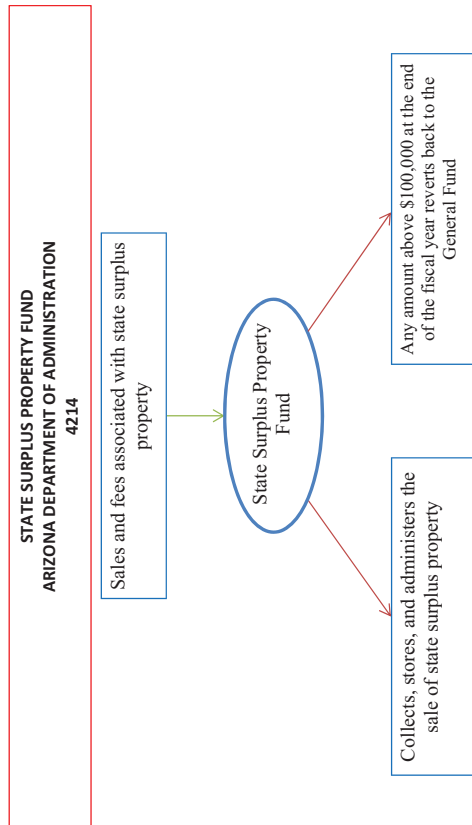
Fees received from school districts that participate in the federal commodities program



Supports the administrative functions of the program

"Excess funds" are to be used to reduce fees that school districts are charged





RISK MANAGEMENT REVOLVING FUND
42.16

An annual invoice of all state agencies, boards, and commissions, for the Risk Management Program

Risk Management Revolving Fund

Pays for the State's property, liability, and workers' compensation losses

Purchases insurance coverage for losses not covered under the State's self-insured limits

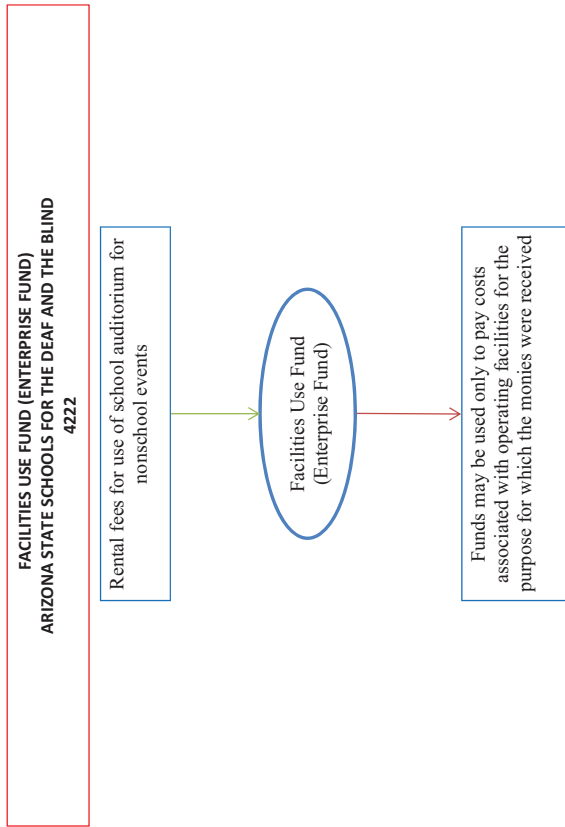
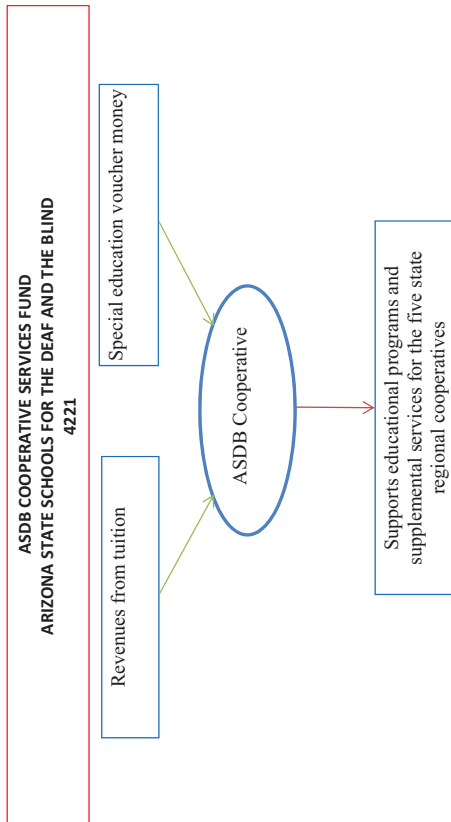
CONSTRUCTION INSURANCE FUND
ARIZONA DEPARTMENT OF ADMINISTRATION
42.19

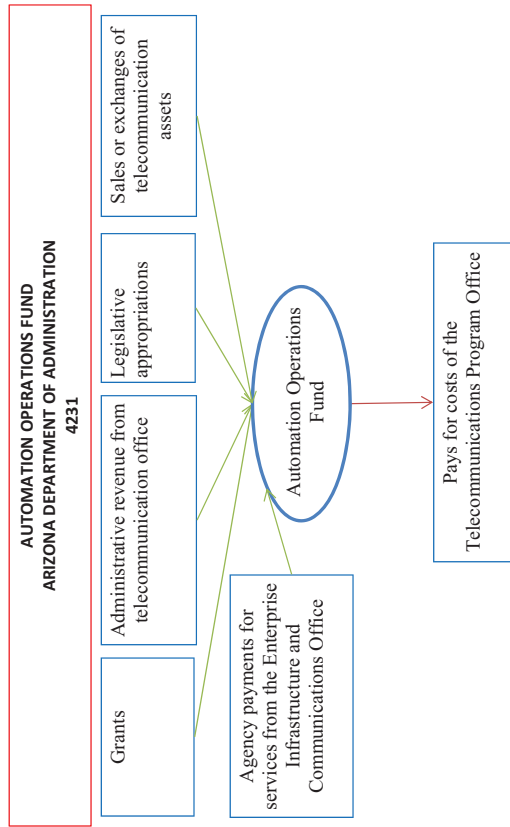
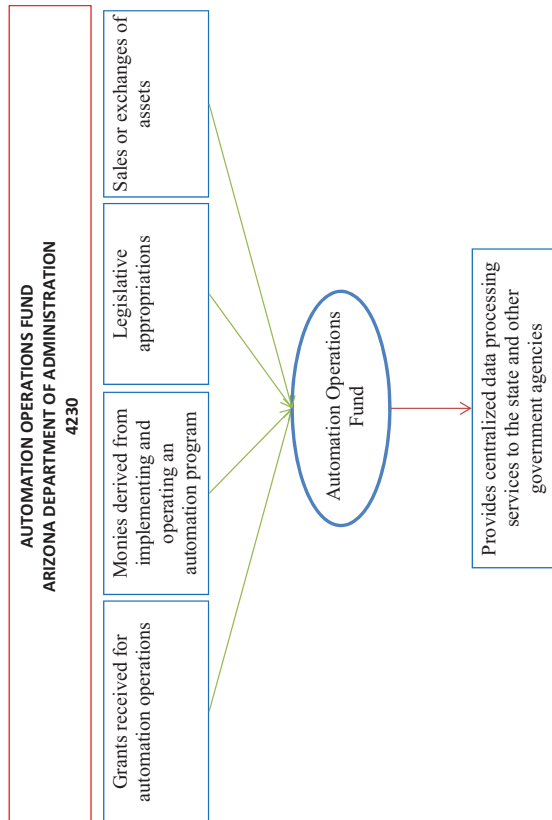
Annual invoice of all state agencies in relation to construction estimates and architect engineering contracts

Construction Insurance Fund

Property and liability losses

Purchases insurance coverage for losses not covered under self-insured limits





ATTORNEY GENERAL LEGAL SERVICES COST ALLOCATION FUND
ATTORNEY GENERAL - DEPARTMENT OF LAW
42/40

Revenue comes from a pro-rata charge on all state funded payroll expenses of most state

Attorney General Legal Services Cost Allocation Fund

Provides legal services for state agencies

HIGHWAY DEBT SERVICE FUND
DEPARTMENT OF TRANSPORTATION
5004

Funds are received from the State Highway Fund

Highway Debt Service Fund

Pays interest and principal of Highway Revenue Bond and Grant Anticipation Notes

**CERTIFICATE OF PARTICIPATION FUND
ARIZONA DEPARTMENT OF ADMINISTRATION
5005**

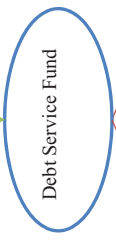
Revenues from various state agencies billed for participation in program



Makes payments on Certificates of Participation

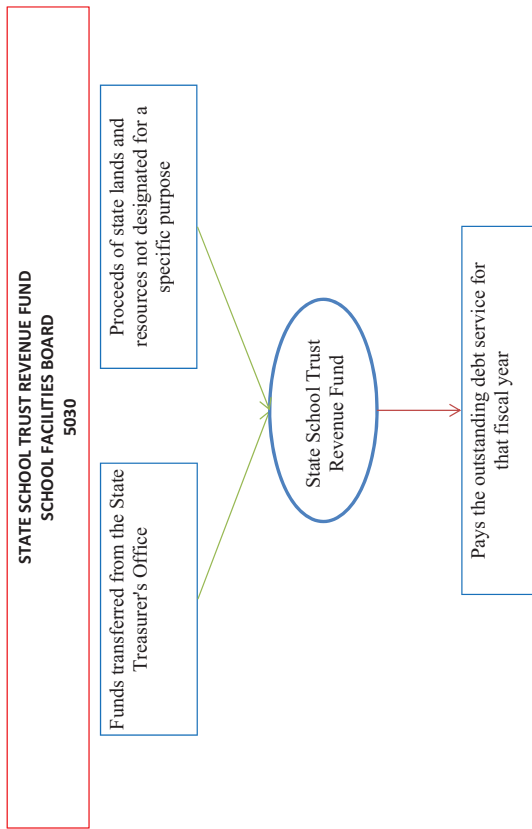
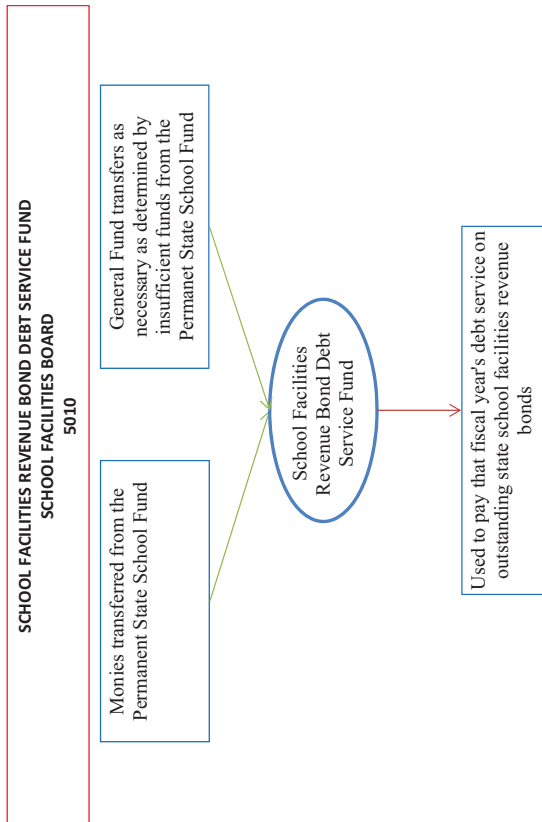
**DEBT SERVICE FUND
DEPARTMENT OF TRANSPORTATION
5008**

Transportation Excise Tax Revenues



Used on freeways and other routes in the state highway system

Major arterial streets and intersection improvements



INDIRECT COST FUND
DEPARTMENT OF ENVIRONMENTAL QUALITY
7000


Assessment revenues and federal funds



Used for administrative personnel and overhead costs in carrying out assessments

UNEMPLOYMENT INSURANCE BENEFITS FUND
DEPARTMENT OF ECONOMIC SECURITY
7510

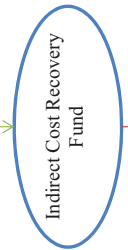
Revenues consist of unemployment insurance assessments against employers.



Paid to individuals who have lost employment through no fault of their own and are actively seeking employment

INDIRECT COST RECOVERY FUND
ASU - TEMPE
8900ASA

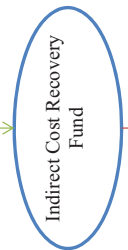
Revenue from non-federal research grants



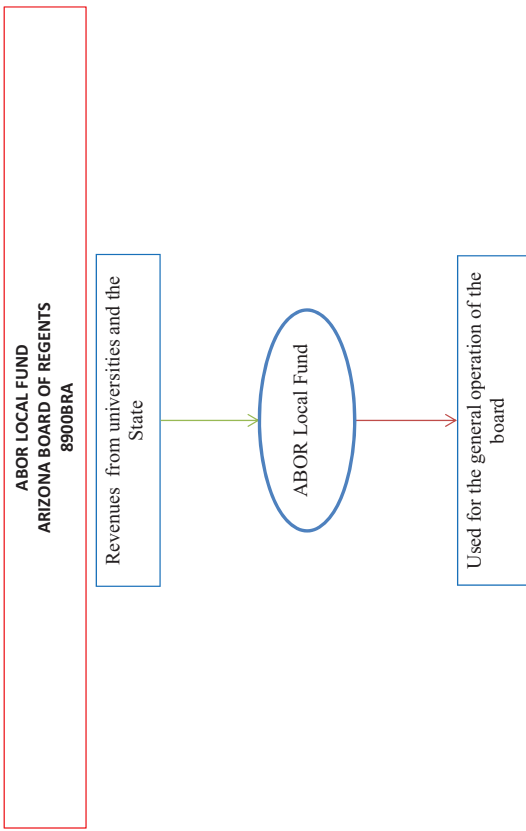
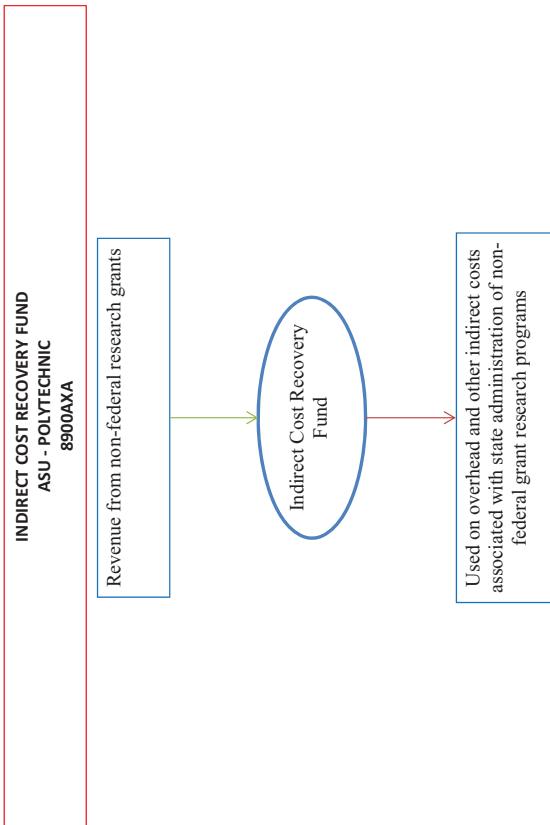
Used on overhead and other indirect costs associated with state administration of non-federal grant research programs

INDIRECT COST RECOVERY FUND
ASU - WEST
8900AWA

Revenue from non-federal research grants



Used on overhead and other indirect costs associated with state administration of non-federal grant research programs



INDIRECT COST RECOVERY FUND
NORTHERN ARIZONA UNIVERSITY
8900NAA

Revenue from non-federal research grants



Used on overhead and other indirect costs associated with state administration of non-federal grant research programs

INDIRECT COST RECOVERY FUND
UNIVERSITY OF ARIZONA - MAIN CAMPUS
8900UAA

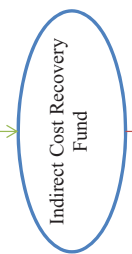
Revenue from non-federal research grants



Used on overhead and other indirect costs associated with state administration of non-federal grant research programs

**INDIRECT COST RECOVERY FUND
UNIVERSITY OF ARIZONA - HEALTH SCIENCES CENTER
89000UHA**

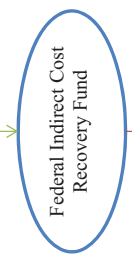
Revenue from non-federal research grants



Used on overhead and other indirect costs associated with state administration of non-federal grant research programs

**FEDERAL INDIRECT COST RECOVERY FUND
ASU - TEMPE
8902ASA**

Revenue from federal research grants



Used on overhead and other indirect costs associated with state administration of federal grant research programs

FEDERAL INDIRECT COST RECOVERY FUND
ASU - WEST
8902AWA

Revenue from federal research grants

Federal Indirect Cost
Recovery Fund

Used on overhead and other indirect costs
associated with state administration of
federal grant research programs

FEDERAL INDIRECT COST RECOVERY FUND
ASU - POLYTECHNIC
8902AXA

Revenue from federal research grants

Federal Indirect Cost
Recovery Fund

Used on overhead and other indirect costs
associated with state administration of
federal grant research programs

FEDERAL INDIRECT COST RECOVERY FUND
NORTHERN ARIZONA UNIVERSITY
8902NAA

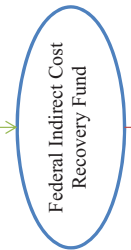
Revenue from federal research grants



Used on overhead and other indirect costs associated with state administration of federal grant research programs

FEDERAL INDIRECT COST RECOVERY FUND
UNIVERSITY OF ARIZONA - MAIN CAMPUS
8902UAA

Revenue from federal research grants



Used on overhead and other indirect costs associated with state administration of federal grant research programs

FEDERAL INDIRECT COST RECOVERY FUND
UNIVERSITY OF ARIZONA - HEALTH SCIENCES CENTER
8902UHA

Revenue from federal research grants

Federal Indirect Cost
Recovery Fund

Used on overhead and other indirect costs
associated with state administration of
federal grant research programs

FEDERAL GRANTS FUND
ASU - TEMPE
8903ASA

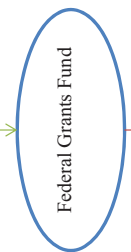
Funds from various federal grants and
contracts

Federal Grants Fund

Used according to federal specifications of
the grants

FEDERAL GRANTS FUND
ASU - WEST
8903AWA

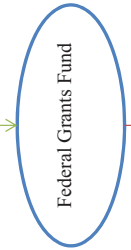
Funds from various federal grants and contracts



Used according to federal specifications of the grants

FEDERAL GRANTS FUND
ASU - POLYTECHNIC
8903AXA

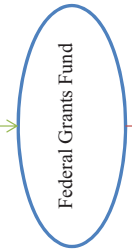
Funds from various federal grants and contracts



Used according to federal specifications of the grants

FEDERAL GRANTS FUND
NORTHERN ARIZONA UNIVERSITY
8903NAA

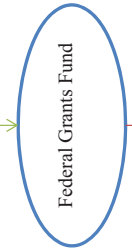
Funds from various federal grants and contracts



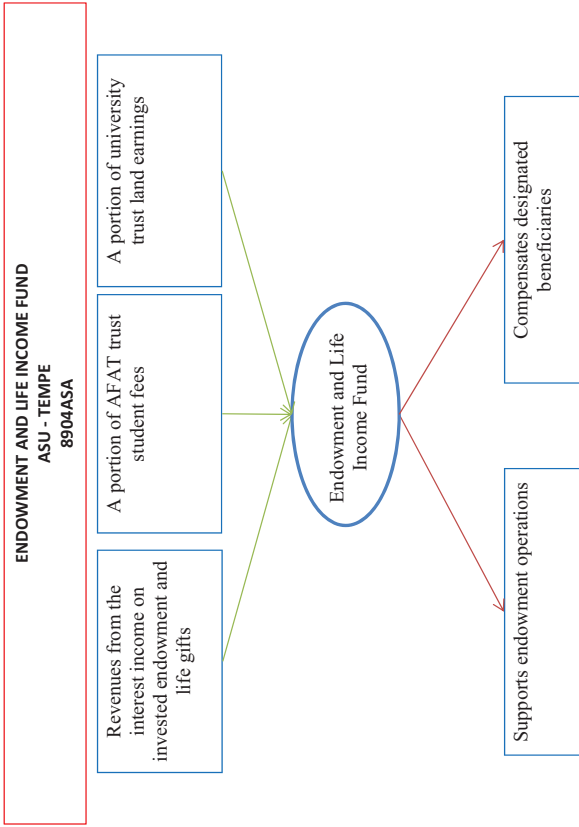
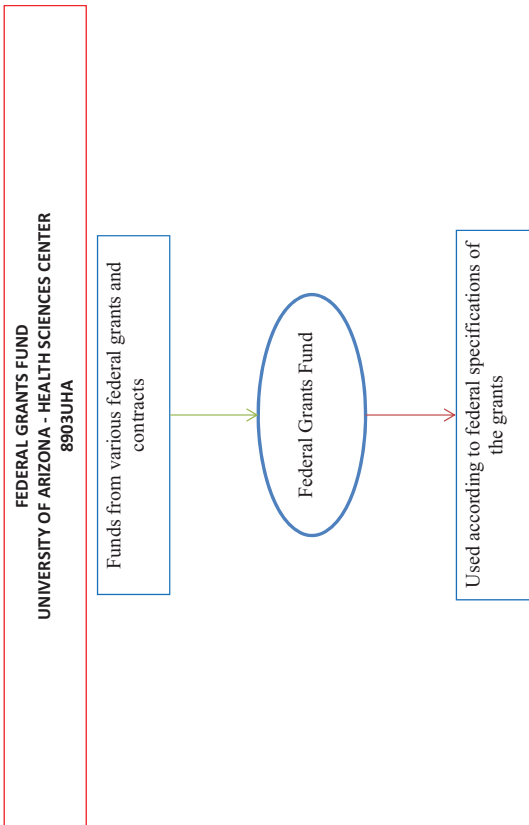
Used according to federal specifications of the grants

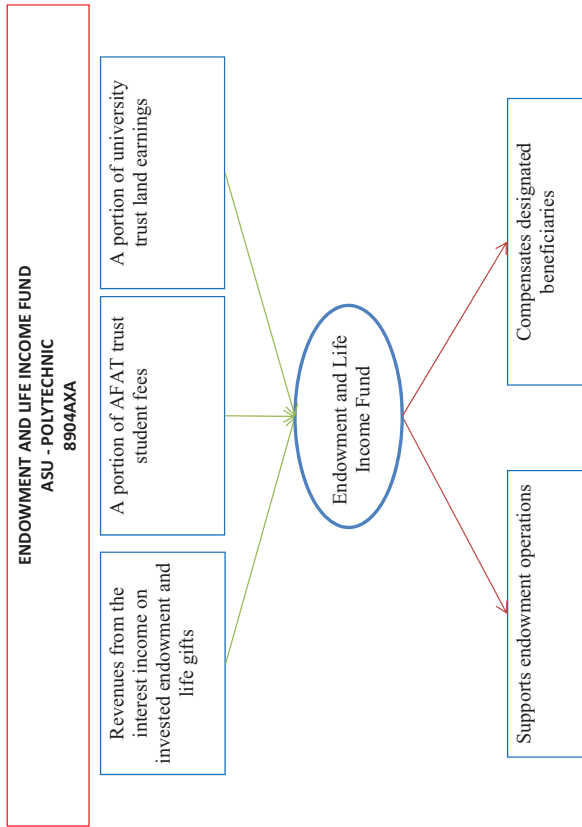
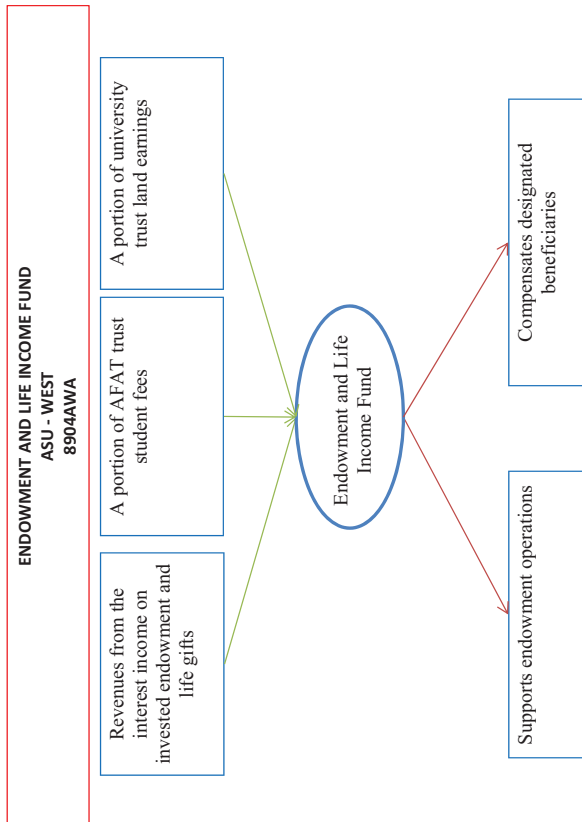
FEDERAL GRANTS FUND
UNIVERSITY OF ARIZONA - MAIN CAMPUS
8903UAA

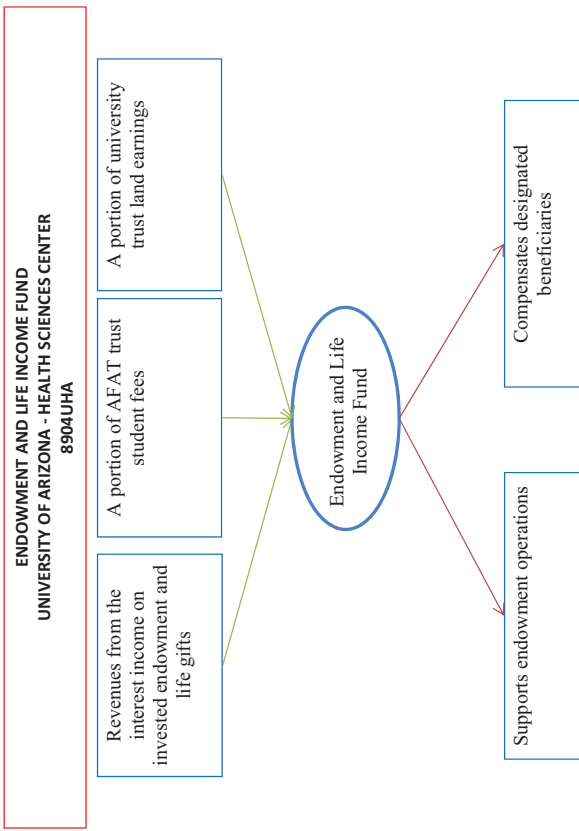
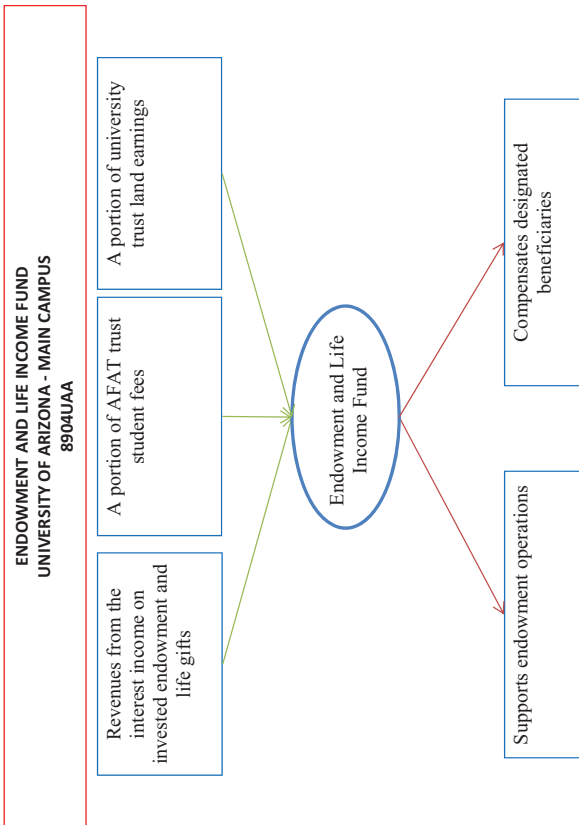
Funds from various federal grants and contracts

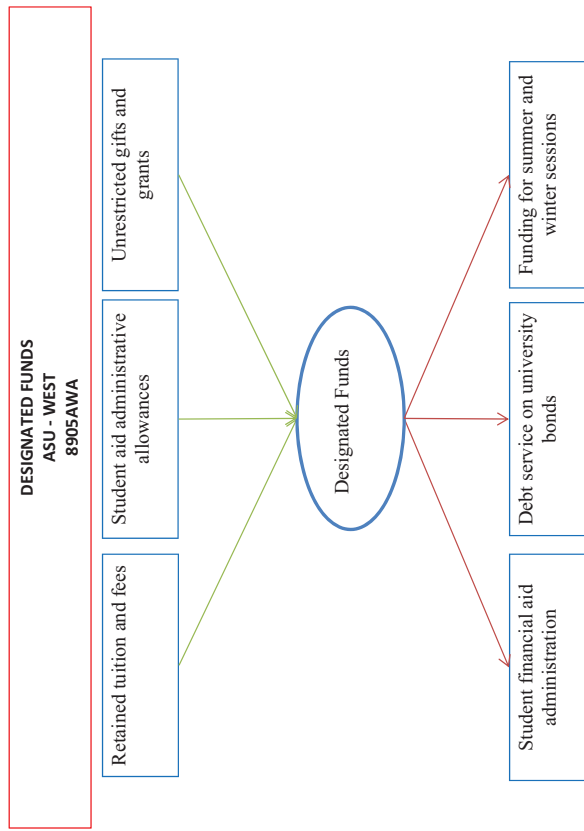
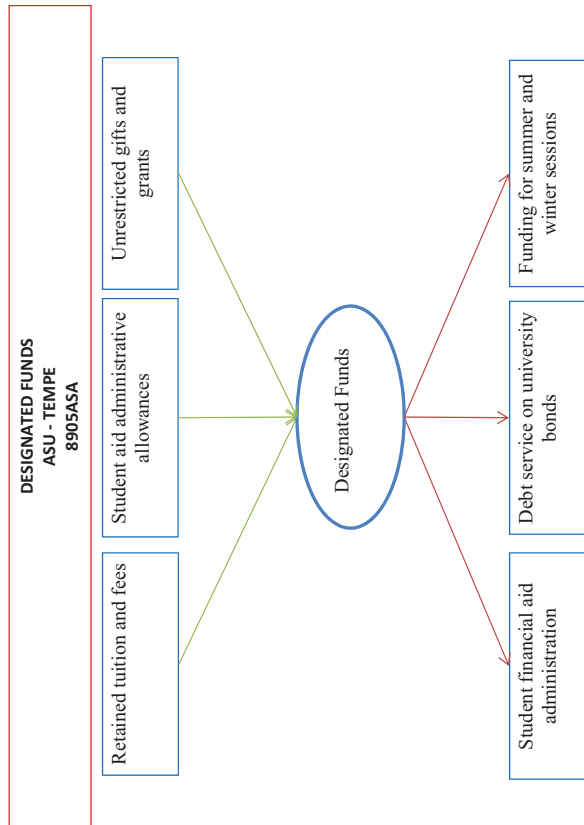


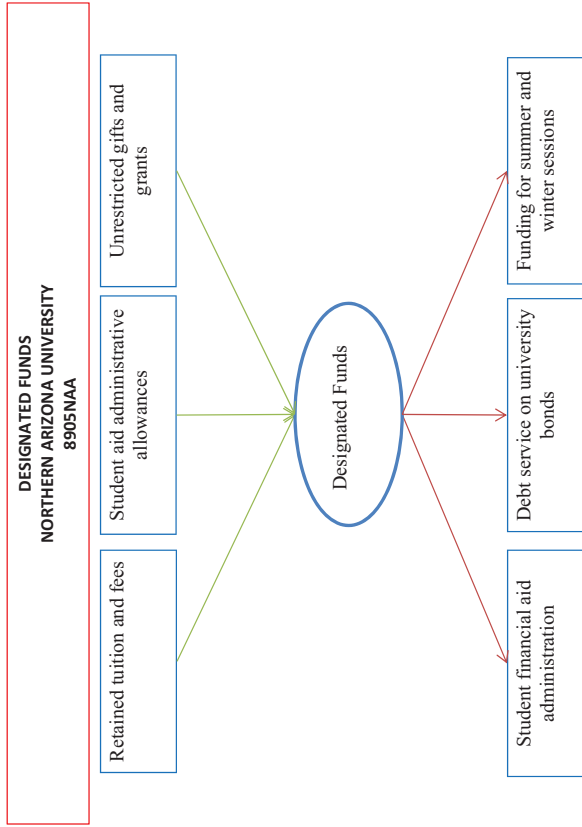
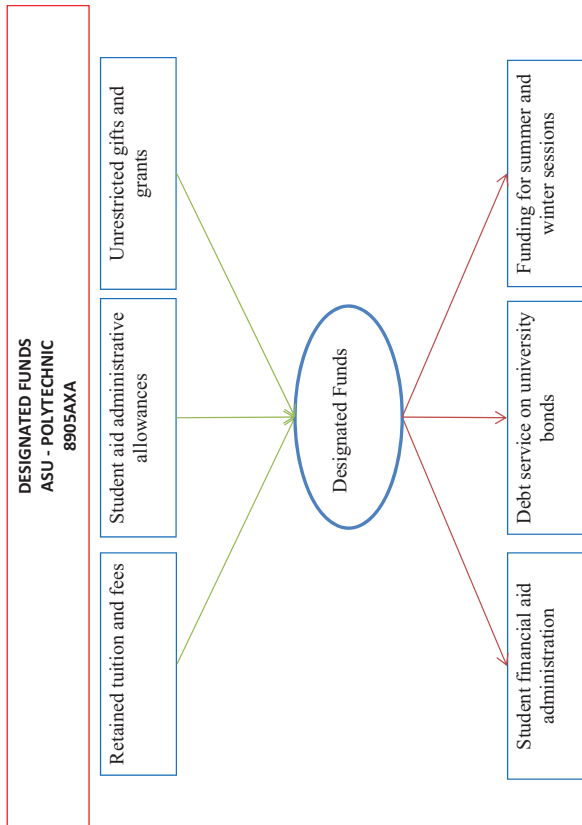
Used according to federal specifications of the grants

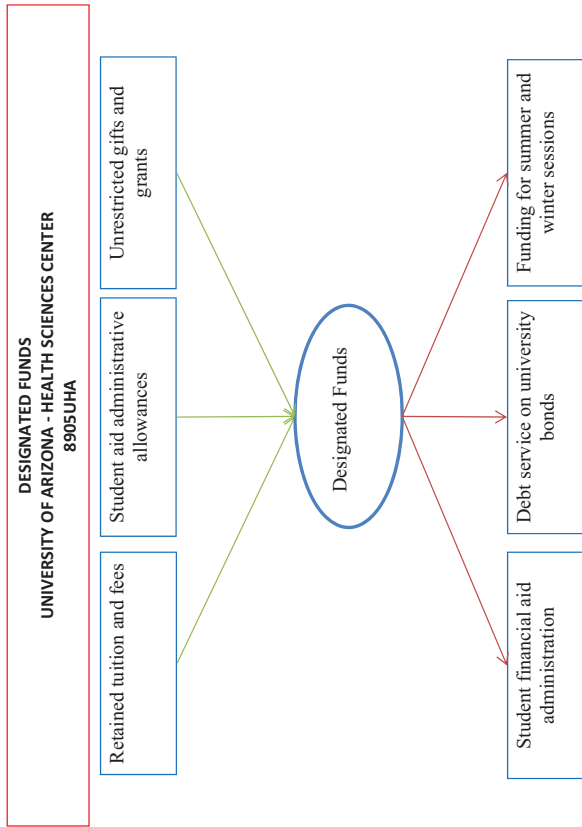
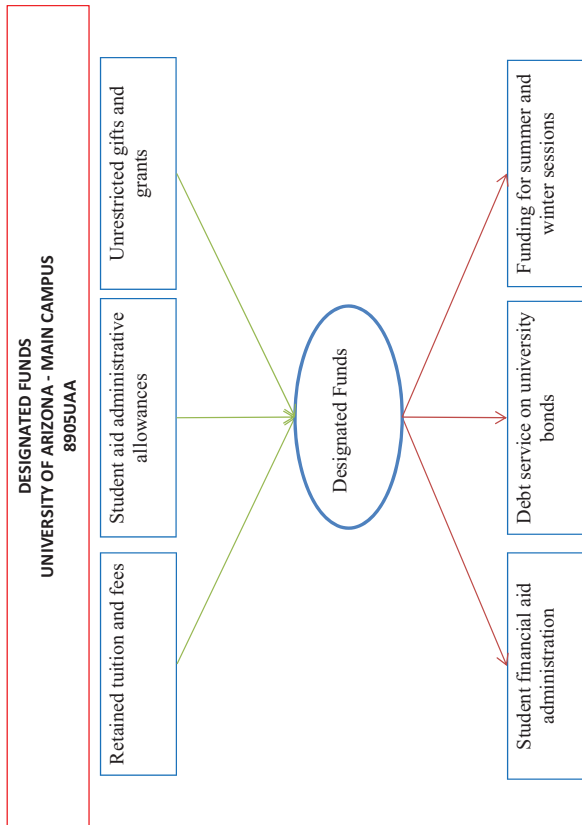












**AUXILIARY FUNDS FUND
ASU - TEMPE
8906ASA**

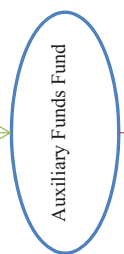
Revenues from self-supporting university services



Provides non-academic services to students, faculty, and staff (e.g. student housing, bookstores, athletics)

**AUXILIARY FUNDS FUND
ASU - WEST
8906AWA**

Revenues from self-supporting university services



Provides non-academic services to students, faculty, and staff (e.g. student housing, bookstores, athletics)

AUXILIARY FUNDS FUND
ASU - POLYTECHNIC
8906AXA

Revenues from self-supporting university services



Provides non-academic services to students, faculty, and staff (e.g. student housing, bookstores, athletics)

AUXILIARY FUNDS FUND
NORTHERN ARIZONA UNIVERSITY
8906NAA

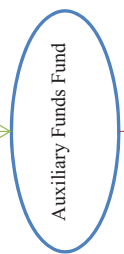
Revenues from self-supporting university services



Provides non-academic services to students, faculty, and staff (e.g. student housing, bookstores, athletics)

**AUXILIARY FUNDS FUND
UNIVERSITY OF ARIZONA - MAIN CAMPUS
8906UAA**

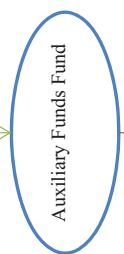
Revenues from self-supporting university services



Provides non-academic services to students, faculty, and staff (e.g. student housing, bookstores, athletics)

**AUXILIARY FUNDS FUND
UNIVERSITY OF ARIZONA - HEALTH SCIENCES CENTER
8906UHA**

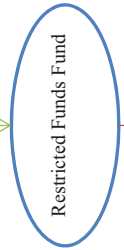
Revenues from self-supporting university services



Provides non-academic services to students, faculty, and staff (e.g. student housing, bookstores, athletics)

RESTRICTED FUNDS FUND
ASU - TEMPE
8907ASA

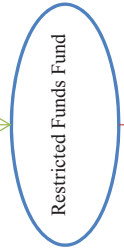
Funds from private and non-federal grants
(includes 30I TRF grants and a portion of
AFAT student fees)



Supports operating and research purposes
specified by the donating agency

RESTRICTED FUNDS FUND
ASU - WEST
8907AWA

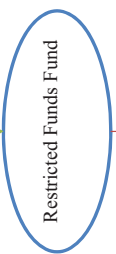
Funds from private and non-federal grants
(includes 30I TRF grants and a portion of
AFAT student fees)



Supports operating and research purposes
specified by the donating agency

**RESTRICTED FUNDS FUND
ASU - POLYTECHNIC
8907AXA**

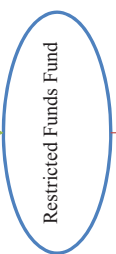
Funds from private and non-federal grants
(includes 30I TRF grants and a portion of
AFAT student fees)



Supports operating and research purposes
specified by the donating agency

**RESTRICTED FUNDS FUND
NORTHERN ARIZONA UNIVERSITY
8907NAA**

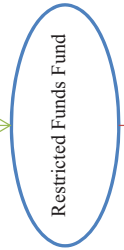
Funds from private and non-federal grants
(includes 30I TRF grants and a portion of
AFAT student fees)



Supports operating and research purposes
specified by the donating agency

RESTRICTED FUNDS FUND
UNIVERSITY OF ARIZONA - MAIN CAMPUS
8907UAA

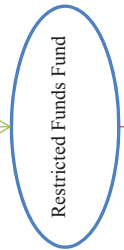
Funds from private and non-federal grants
(includes 301 TRF grants and a portion of
AFAT student fees)



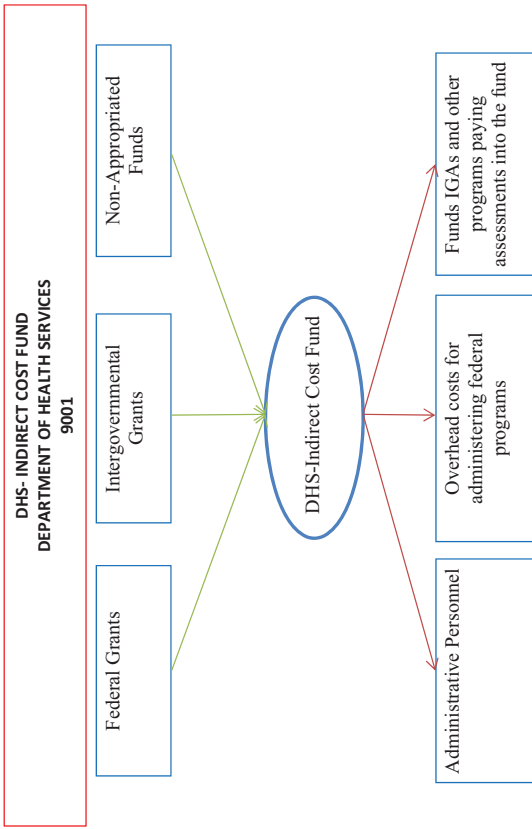
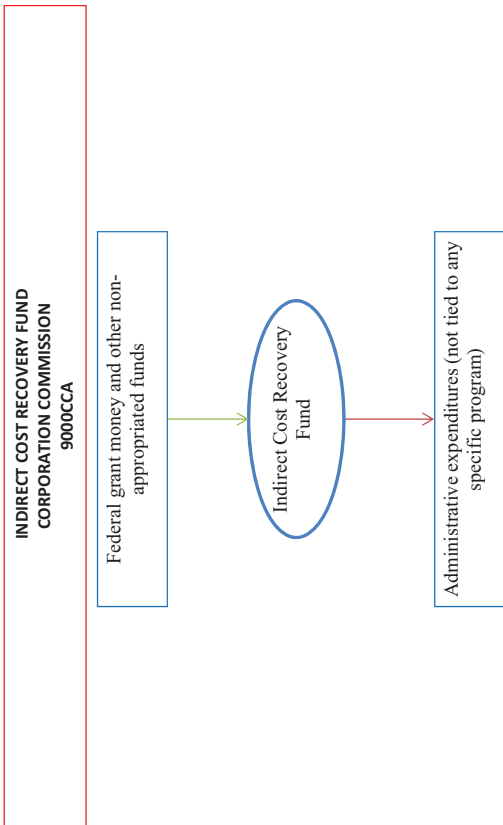
Supports operating and research purposes
specified by the donating agency

RESTRICTED FUNDS FUND
UNIVERSITY OF ARIZONA - HEALTH SCIENCES CENTER
8907UHA

Funds from private and non-federal grants
(includes 301 TRF grants and a portion of
AFAT student fees)



Supports operating and research purposes
specified by the donating agency



FINANCIAL INSTITUTIONS FUND
STATE DEPARTMENT OF FINANCIAL INSTITUTIONS
9099

Licensing fees, industry assessments, and examination fees



Financial Institutions Fund



Used on department operations

NON-APPROPRIATED RESTRICTED FUNDS FUND
ARIZONA HISTORICAL SOCIETY
9950

Revenues are from interest from the trust principle



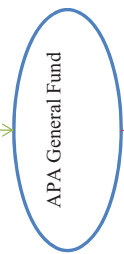
Non-Appropriated



Funds are expended according to specifications of the trust

**APA - GENERAL FUND
POWER AUTHORITY
9506**

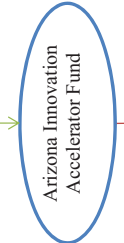
Proceeds from the sale of supplemental energy



Used to purchase supplemental energy that is sold to customers

**ARIZONA INNOVATION ACCELERATOR FUND
COMMERCE AUTHORITY
9507**

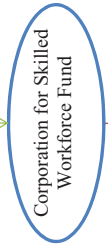
Revenues are from a U.S. Treasury appropriation given to states with programs that provide additional capital for small businesses.



Allows ACA to prove up to 49.9% of the finance package for public and private

**CORPORATION FOR SKILLED WORKFORCE FUND
COMMERCE AUTHORITY
9508**


Funding comes from a contract with the
Department of Economic Security



Used to align Arizona human capital
development efforts with economic growth
and job creation efforts

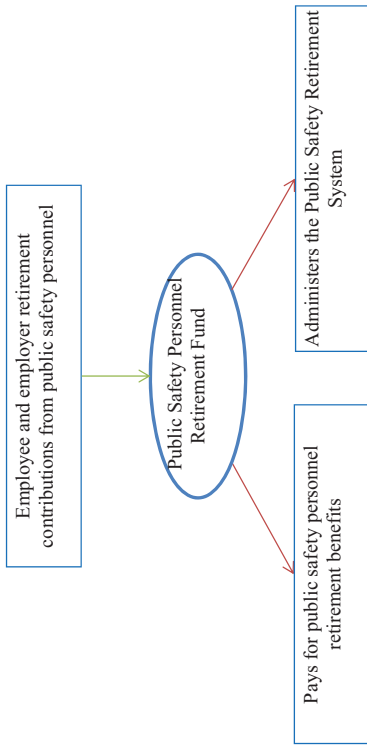
**COUNTY FUNDS FUND
ARIZONA HEALTH CARE COST CONTAINMENT SYSTEM
9691**

County contributions for the AHCCCS ALTCS
Funds (forecast revenues only)



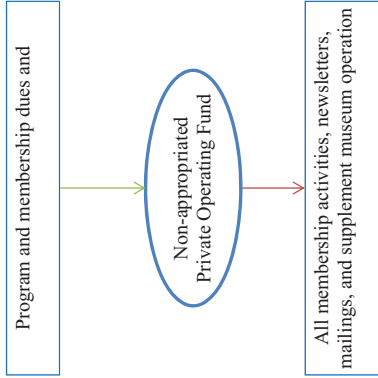
A portion of the state match for AHCCCS
programs

PUBLIC SAFETY PERSONNEL RETIREMENT FUND
STATE TREASURER
9901



Agencies:
Arizona State Retirement System
State Treasurer

NON-APPROPRIATED PRIVATE OPERATING FUND
ARIZONA HISTORICAL SOCIETY
9947



NON-APPROPRIATED RESTRICTED FUNDS FUND
ARIZONA HISTORICAL SOCIETY
9948

Donations from individuals and organizations

Non-appropriated Restricted Funds Fund

Used on exhibits or programs based on the donor's request

NON-APPROPRIATED PRIVATE GRANTS FUND
ARIZONA HISTORICAL SOCIETY
9949

Grants from private foundations and local governments

Non-appropriated Private Grants Fund

Pays for programs, salaries, and ERE

Used according to donor specifications

Comparative Balance Sheet

	(in thousands)		
	June 30, 2016	June 30, 2015	Change
ASSETS			
Cash With The State Treasurer	1,127,410	1,176,326	(48,916)
Less: Payments Outstanding	282,719	278,058	4,661
Net Cash With The State Treasurer	844,691	898,268	(53,577)
Cash Not With The State Treasurer	172	172	0
Total Cash	844,863	898,440	(53,577)
Net Receivables	2,573	958	1,615
TOTAL ASSETS	<u>847,436</u>	<u>899,398</u>	<u>(51,962)</u>
LIABILITIES			
Claims Payable	3,655	139	3,516
Other Payables	25,406	56,684	(31,278)
TOTAL LIABILITIES	<u>29,061</u>	<u>56,823</u>	<u>(27,762)</u>
FUND BALANCE			
Restricted:			
Budget Stabilization Fund	460,847	457,349	3,498
School Accountability Account (Proposition 301)	7,791	9,147	(1,356)
Reserved For:			
Continuing Appropriations	65,050	63,631	1,419
Revolving Funds	172	172	0
Unreserved	284,515	312,276	(27,761)
TOTAL FUND BALANCE	<u>818,375</u>	<u>842,575</u>	<u>(24,200)</u>
TOTAL LIABILITIES AND FUND BALANCE	847,436	899,398	(51,962)

Resources

Governor's Office of Strategic Planning and Budgeting

[Website](#)

[Executive Budgets for FY 2018 and Previous Years](#)

State Agency Technical Resources

[Agency Budget Development Software and Training Resources](#)

[Managing for Results](#), Arizona's Strategic Planning Handbook

Other Helpful Links

[Arizona's Official Website](#)

[Governor's Website](#)

[The Arizona Experience Website](#)

[State Agencies' Websites](#)

[Openbooks](#), a Searchable Database of the State Accounting System

[Arizona Employment Statistics](#)

[Arizona Population Statistics](#)

[FY 2017 Appropriations Report](#)

Acknowledgement

Governor Ducey gratefully acknowledges the skilled and dedicated efforts of the staff of the Governor's Office of Strategic Planning and Budgeting.

Director	Lorenzo Romero
Assistant Directors	Bret Cloninger Bill Greeney
Manager	Laura Johnson
Senior Budget and Operations Analysts	Charles Martin Fletcher Montzingo
Senior Budget Analysts	Kaitlin Harrier Christopher Olvey
Budget Analysts	Dan Dialessi Ashley Olson Taylor Pair Sarah Pirzada Katie Simmons Ryan Vergara
Budget and Operations Analyst	Jordan Dale
Operations Analyst	Michael Williams
Chief Economist	Glenn Farley
Systems Analyst	Tao Jin
Office Manager	Pamela Ray